



PHYSICS

BOOKS - NCERT PHYSICS (ENGLISH)

ALTERNATING CURRENT

Multiple Choice Questions

1. If the rms current in a 50 Hz ac circuit is 5 A, the value of the current $1/300$ second after its value becomes zero is

A. $5\sqrt{2}\text{A}$

B. $5\sqrt{3/2}\text{A}$

C. $5/6\text{A}$

D. $5/\sqrt{2}\text{A}$

Answer: B



Watch Video Solution

2. An alternating current generator has an internal resistance R_g and an internal reactance X_g . It is used to supply power to a

passive load consisting of a resistance R_g and a reactance X_L . For maximum power to be delivered from the generator to the load, the value of X_L is equal to

A. zero

B. X_g

C. $-X_g$

D. R_g

Answer: C



Watch Video Solution

3. When a voltage measuring device is connected to a.c. mains the meter shows the steady input voltage of $220V$. This means

A. input voltage cannot be AC voltage, but a DC voltage

B. maximum input voltage is $220V$.

C. the meter reads not v but $\langle v^2 \rangle$ and

is calibrated to read $\sqrt{\langle v^2 \rangle}$

D. the pointer of the meter is stuck by some mechanical defect.

Answer: C



Watch Video Solution

4. To reduce the resonant frequency in an LCR series circuit with a generator

A. the galvanometer frequency should be reduced

B. another capacitor should be added in parallel to the first

C. the iron core of the inductor should be removed

D. dielectric in the capacitor should be removed.

Answer: B



Watch Video Solution

5. Which of the following combinations should be selected for better turning of an LCR circuit used for communication ?

A. $R = 20\Omega, L = 1.5H, C = 35\mu F$

B. $R = 25\Omega, L = 2.5H, C = 45\mu F$

C. $R = 15\Omega, L = 3.5H, C = 30\mu F$

D. $R = 25\Omega, L = 1.5H, C = 45\mu F$

Answer: C



Watch Video Solution

6. A inductor of reactance 1Ω and a resistor of 2Ω are connected in series to the terminals of a 6 V (rms) a.c. source. The power dissipated in the circuit is

A. 8W

B. 12 W

C. 14.4 W

D. 18 W

Answer: C



Watch Video Solution

7. The output of a step-down transformer is measured to be $24V$ when connected to a 12 watt light bulb. The value of the peak current is

A. $1 / \sqrt{2}A$

B. $\sqrt{2}A$

C. $2A$

D. $2\sqrt{2}A$

Answer: A



Watch Video Solution

8. As the frequency of an ac circuit increases, the current first increases and then decreases. What combination of circuit elements is most likely to comprise the circuit ?

A. inductor and capacitor

B. Resistor and inductor

C. Resistor and capacitor

D. Resistor, inductor and capacitor

Answer: A::D



Watch Video Solution

9. In an alternating current circuit consisting of elements in series, the current increases on increasing the frequency of supply. Which of the following elements are likely to constitute the circuit ?

A. only resistor

B. Resistor and an inductor

C. Resistor and capacitor

D. Only a capacitor

Answer: C::D



Watch Video Solution

10. Electrical energy is transmitted over large distances at high alternating voltages. Which of the following statements is (are) correct?

A. For a given power level, there is a lower current

B. Lower current implies less power loss

C. Transmission lines can be made thinner.

D. It is easy to reduce the voltage at the receiving end using step-down transformers.

Answer: A::B::D



Watch Video Solution

11. For an LCR circuit, the power transferred from the driving source to the driven oscillator is $P = I^2 Z \cos \phi$.

A. Hence, the power factor

$$\cos \phi > -0, P > -0$$

B. The driving force can give no energy to the oscillator ($P=0$) in some cases.

C. the driving force cannot syphon out ($P < 0$) the energy out of oscillator

D. The driving force can take away energy out of the oscillator.

Answer: A::B::C



Watch Video Solution

12. When an AC voltage of 220 V is applied to the capacitor C

A. the maximum voltage between plates is

220 V

B. the current is in phase with the applied voltage.

C. the charge on the plates is in phase with the applied voltage.

D. power delivered to the capacitor is zero.

Answer: C::D



Watch Video Solution

13. The line that draws power supply to your house from street has

A. zero average current

B. 220 V average voltage

C. voltage and current out of phase by 90°

D. voltage and current possibly different in

phase ϕ such that $|\phi| < \frac{\pi}{2}$

Answer: A::D



Watch Video Solution

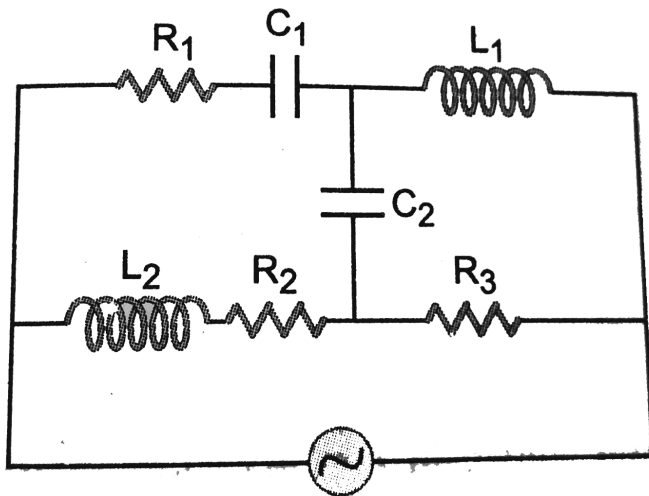
Very Short Answer Types Questions

1. If a LC circuit is considered analogous to a harmonically oscillating spring block system, which energy of the LC circuit would be analogous to potential energy and which one analogous to kinetic energy ?



Watch Video Solution

2. Draw the effective equivalent circuit of the circuit shown in Fig. at very high frequencies and find the effective impedance.



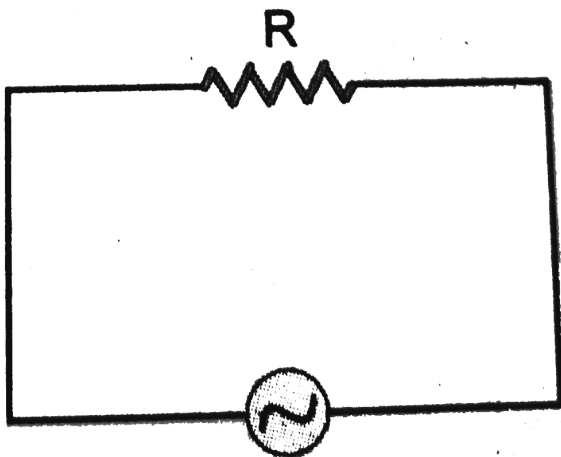
Watch Video Solution

3. Study the circuit (a) and (b) shown in Fig. and answer the following questions.

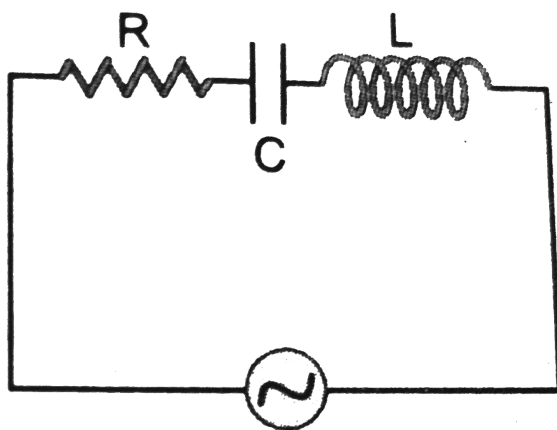
(a) Under which conditions would the rms currents in the two circuits be the same ?

Can the rms current in circuit (b) be larger than that in (a) ?

a



b



Watch Video Solution

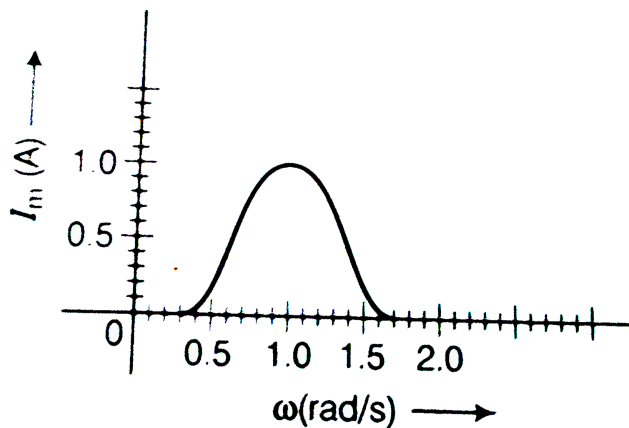
4. Can the instantaneous power output of an ac source ever be negative ? Can the average power output be negative ?



Watch Video Solution

5. In series LCR circuit, the plot of I_{\max} versus ω is shown in figure. Find the bandwidth and

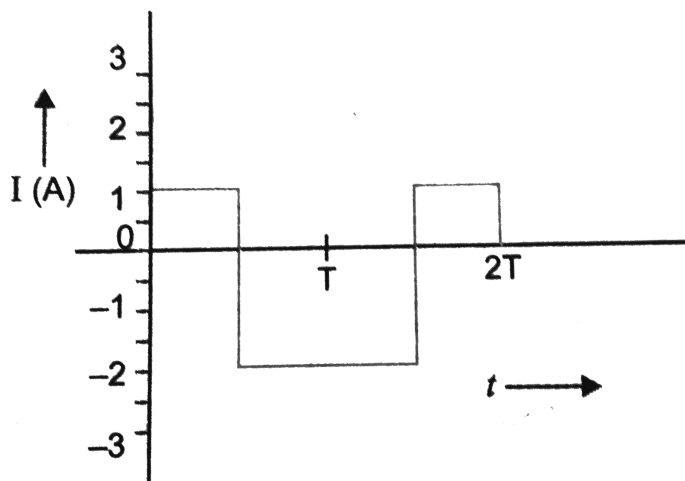
mark in the figure.



Watch Video Solution

6. The alternating current in a circuit is described by the graph shown in Fig. Show

rms current in this graph.



Watch Video Solution

7. How does the sign of the phase angle ϕ , by which the supply voltage leads the current in an LCR series circuit, change as the supply

frequency is gradually increased from very low to very high values ?



Watch Video Solution

8. Both alternating current and direct are measured in amperes. But how is the ampere defined for an alternating current ?



Watch Video Solution

9. A coil of 0.01 henry inductance and 1 ohm resistance is connected to 200 volt, 50 Hz ac supply. Find the impedance of the circuit and time lag between max. alternating voltage and current.



Watch Video Solution

10. A 60 W load is connected to the secondary of a transformer whose primary draws line voltage. If a current of 0.54 A flows in the load,

what is the current in the primary coil?

Comment on the types of transformer being used.



Watch Video Solution

11. Explain why the reactance provided by a capacitor to an alternating current decreases with increasing frequency.



Watch Video Solution

12. Explain why the reactance offered by an inductor increases with increasing frequency of an alternating voltage.



Watch Video Solution

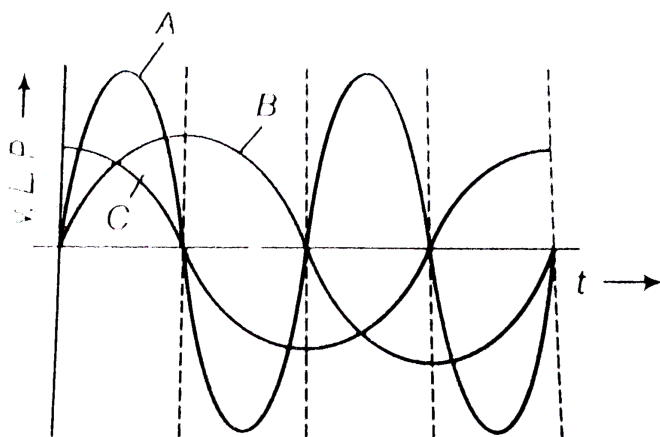
Short Answer Types Questions

1. A device 'X' is connected to an AC source. The variation of voltage, current and power in one complete cycle is shown in figure.

a) Which curve shows power consumption over a full cycle?

b) What is the average power consumption over a cycle?

c) Identify the device X.



Watch Video Solution

1. An electrical device draws 2 kW power from AC mains [voltage 223 V (rms) = $\sqrt{50,000}$ V].

The current differs (lags) in phase by

$\phi \left(\tan = \frac{-3}{4} \right)$ as compared to voltage. Find

(i) R , (ii) $X_C - X_L$, and (iii) I_M . Another device

has twice the values for R , X_C and X_L . How

are the answers affected ?



Watch Video Solution

2.1 MW power is to be delivered from a power station to a town 10 km away. One uses a pair of Cu wires of radius 0.5 cm for this purpose. Calculate the fraction of ohmic losses to power transmitted if (i) power is transformer is used to boost the voltage to 11000 V, power transmitted, then a step down transformer is used to bring voltages to 220 V.

$$(\rho_{Cu} = 1.7 \times 10^{-8} SI \text{unit})$$

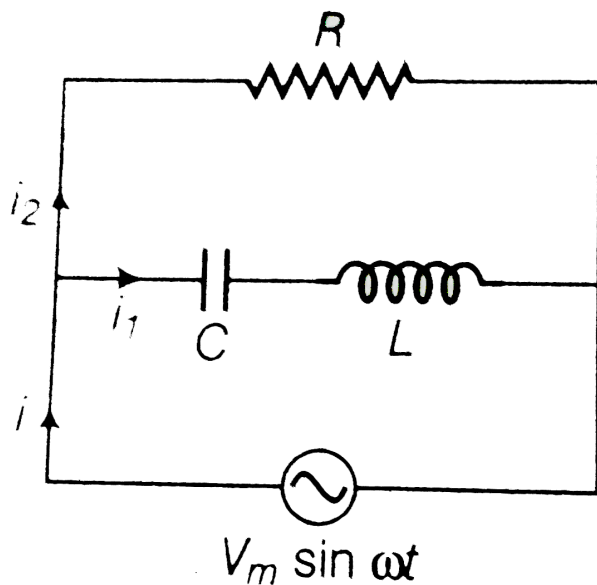


Watch Video Solution

3. Consider the L-C-R circuit shown in the figure.

Find the net current I and the phase of i . Show

that $i = \frac{V}{Z}$. Find the impedance Z of this circuit.



Watch Video Solution

4. For an LCR circuit driven at frequency ω , the equation reads

$$L \frac{di}{dt} + Ri + \frac{q}{C} = v_i = v_m \sin \omega t$$

(i) Multiply the equation by I and simplify where possible. (ii) Interpret each term physically.

(iii) Cast the equation in the form of a conservation of energy statement.

(iv) Intergrate the equation over one cycle to find that the phase difference between v and i must be acute.



Watch Video Solution

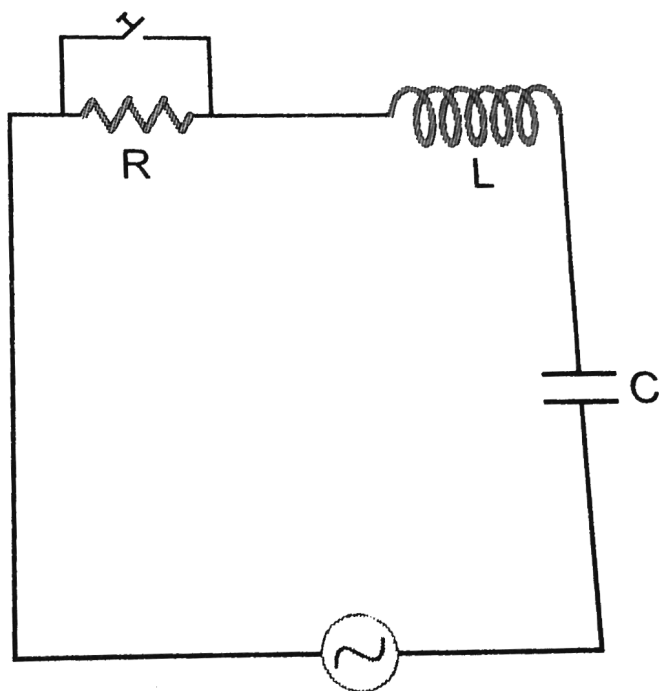
5. In the LCR circuit shown in Fig., the ac driving voltage is $v = v_m \sin \omega t$.

(i) Write down the equation of motion for $q(t)$.

(ii) At $t = t_0$, the source stops and R is short circuited.

Now write down how much energy is stored in each of L and C.

(iii) Describe subsequent motion of charges.



Watch Video Solution