



# GEOGRAPHY

## BOOKS - FULL MARKS GEOGRAPHY (HINGLISH)

### POPULATION COMPOSITION

#### Ncert Textbook Questions Solved

1. Which one of the following has caused the sex ratio of the United Arab Emirates to be

low?

- A. Selective migration of male working population
- B. High birth rate of males
- C. Low birth rate of females
- D. High out migration of females

**Answer: A**



**Watch Video Solution**

2. Which one of the following figures represents the working age group of the population? (in years)

A. 15-65 years

B. 15-54 years

C. 15-66 years

D. 15-59 years

**Answer: D**



**Watch Video Solution**

3. Which one of the following countries has the highest sex ratio in the world?

A. Latvia

B. United Arab Emirates

C. Japan

D. France

**Answer: A**



**Watch Video Solution**

4. What do you understand by population composition?



**Watch Video Solution**

5. What is the significance of age-structure?



**Watch Video Solution**

6. How is sex ratio measured?



**Watch Video Solution**

7. Describe the rural urban composition of the population?



**Watch Video Solution**

8. Discuss the factors responsible for imbalances in the sex-age found in different parts of the world and occupational structure.



**Watch Video Solution**

## Additional Questions Solved Very Short Answer Type Questions

1. What is the average sex ratio in the world?



**Watch Video Solution**

2. Define sex ratio.



**Watch Video Solution**

3. Which regions have unfavourable sex ratio towards women?



**Watch Video Solution**

4. Which country has the highest sex ratio in the world?



**Watch Video Solution**



5. Which country has the lowest sex ratio in the world?



**Watch Video Solution**

6. Why have many European countries have deficit males?



**Watch Video Solution**

7. What is the significance of age-structure?



**Watch Video Solution**

**8. What does age-sex pyramid defines?**



**Watch Video Solution**

**9. What do you mean by ageing population?**



**Watch Video Solution**

10. Divide population based on the place of residence



**Watch Video Solution**

11. What does literacy rate denote for India?



**Watch Video Solution**

**Additional Questions Solved Short Answer Type Questions**

1. What does the literacy rate of a country indicate?



**Watch Video Solution**

2. Why is unfavorable female sex ratio found in India and other South Asian countries?



**Watch Video Solution**

3. What do you mean by rural advantages and social disadvantage?



[Watch Video Solution](#)

## Additional Questions Solved Long Answer Type Questions

1. How does sex ratio give important information about status of women in a country?



[Watch Video Solution](#)

2. Describe the world pattern of sex ratio.



**Watch Video Solution**

3. How is occupational structure a good indicator of levels of economic development of a nation?

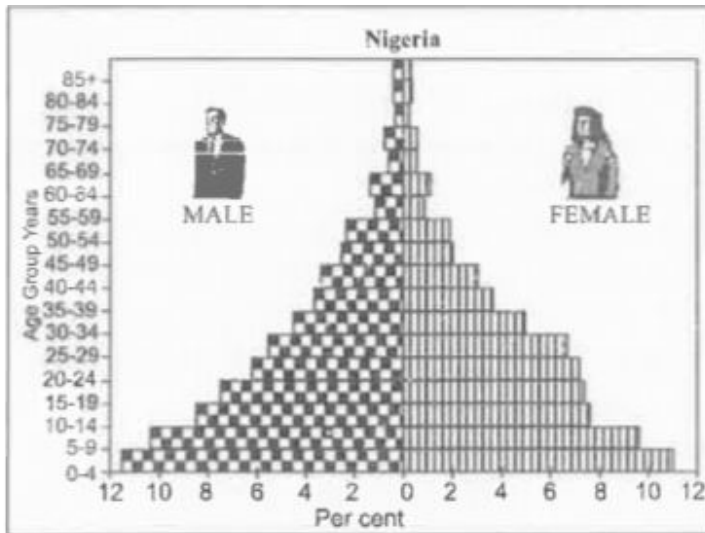


**Watch Video Solution**

**Additional Questions Solved Data Based Questions**

1. What does the figure given below denote?

What does the shape reflect?



**Fig.:** Expanding Population



**Watch Video Solution**

2. What does the shape of the below pyramid suggests and where do you find?

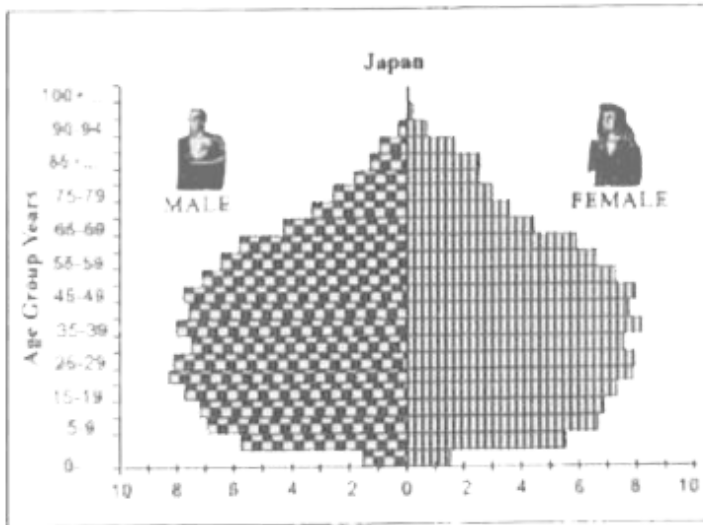


Fig.: Declining Population



**Watch Video Solution**



3. Observe the given diagram and explain the rural urban composition in the developed and developing countries of the world.

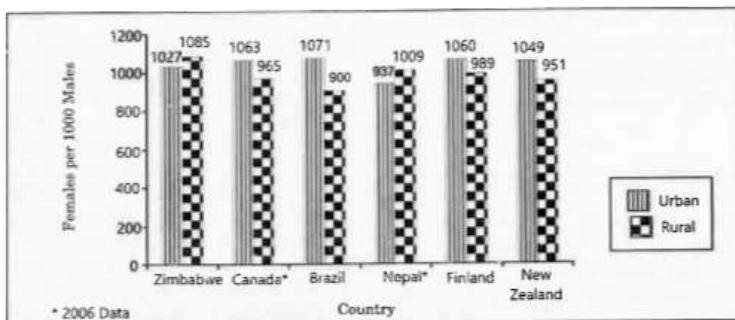


Fig.: Rural Urban Sex Composition, 2003 (Selected Countries)



**Watch Video Solution**

**Previous Years Board Questions Solved | Very Short Answer Type Questions**

1. Define the term 'sex ratio.'



**Watch Video Solution**

2. Which country has the highest sex ratio in the world?



**Watch Video Solution**

3. 1. What was the percentage of urban population in the world in 2011?



**Watch Video Solution**

4. Which country has the lowest sex ratio in the world?



**Watch Video Solution**

5. How is sex ratio calculated in different countries of the world?



**Watch Video Solution**

6. Give the meaning of 'Age Structure.

OR

Give the meaning of Age Sex structure of population.



**Watch Video Solution**

7. Name the country where sex ratio is the most unfavorable to women in the world.



**Watch Video Solution**

8. Why is the age structure considered an important indicator of population composition? Give one reason.



**Watch Video Solution**

9. Why is sex ratio in some European countries recorded favourable to females? Give one reason.



**Watch Video Solution**

**10.** "In some countries of the world the sex ratio is unfavourable to women." Give one reason.



**Watch Video Solution**

**11.** What is the average sex ratio in the world?



**Watch Video Solution**

**12.** Which age group forms the working population?



[Watch Video Solution](#)

## Previous Years Board Questions Solved li Short Answer Type Questions

1. "The shape of the population pyramid reflects the characteristics of the population."

Support the statement with examples.



[Watch Video Solution](#)

2. Why is sex ratio unfavourable to women in the world? Explain any three reasons.



**Watch Video Solution**

## Previous Years Board Questions Solved Iii Long Answer Type Questions

1. Describe the rural-urban composition of population.



**Watch Video Solution**



2. What is Sex ratio? Why is sex ratio unfavourable to women in some countries of the world? Explain any four reasons.



**Watch Video Solution**

3. What is meaning of Age Structure of population describe in brief four main characteristics of age structure of the World population.



**Watch Video Solution**

4. Define the term 'Occupational Structure'.

Describe the main characteristics of each of the major groups of human occupations in the world.



**Watch Video Solution**

5. What is sex ratio? Explain the world pattern of sex ratio with suitable example.



**Watch Video Solution**

6. What is the impact of rural-urban migration on the age and sex structure on the place of origin and destination?



**Watch Video Solution**

7. What is meaning of Age Structure of population describe in brief four main characteristics of age structure of the World population.



**Watch Video Solution**

## Worksheet Based Chapter 3

1. Compare at least two contents with respect to birth rate & death rate.



**Watch Video Solution**

2. Define sex ratio and life expectancy rate.



**Watch Video Solution**

3. What is the sex ratio of the world & India according to 2011 figures?



**Watch Video Solution**

4. What does a bigger base in sex age pyramid of Mexico indicate?



**Watch Video Solution**

5. What are the typical characteristics of population in the different age groups?



**Watch Video Solution**

6. When the number of old people above 60 years of age are more in the sex-age pyramid of country, then what does it indicate ? Explain in relation to demographie evolution.



**Watch Video Solution**

7. What does higher urban population or higher rural population of a country indicate?

Explain with examples.



**Watch Video Solution**

8. Why is the base the central portion of sex-age pyramid of a developed country more balanced? Comment



**Watch Video Solution**