



PHYSICS

NCERT - NCERT PHYSICS(ENGLISH)

ALTERNATING CURRENT

Solved Examples

1. A light bulb is rated at 100 W for a 220 V supply. Find
 - (a) the resistance of the bulb.

(b) the peak voltage of the source

(c) the rms current through the bulb.



Watch Video Solution

2. A pure inductor of 25.0 mH is connected to a source of 220 V. Find the inductive reactance and rms current in the circuit if the frequency of the source is 50 Hz.



Watch Video Solution

3. A lamp is connected in series with a capacitor. Predict your observations for dc and ac connections. What happens in each case if capacitance of the capacitor is reduced?



Watch Video Solution

4. A $15.0\mu F$ capacitor is connected to a 220 V, 50 Hz source. Find the capacitive reactance and the current (rms and peak) in the circuit. If the

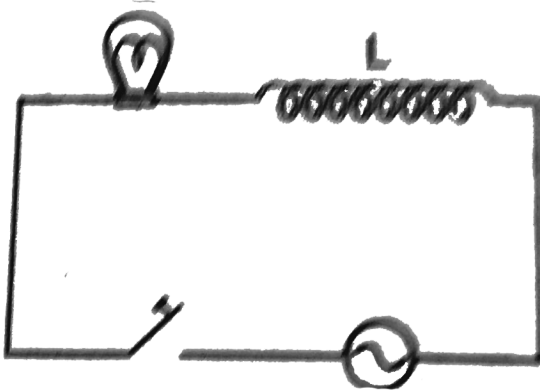
frequency is doubled. What happens to the capacitive reactance and current ?



Watch Video Solution

5. A light bulb and an open coil inductor are connected to an ac source through a key as shown in Fig. The switch is closed and after sometime, an iron rod is inserted into the interior of the inductor. The glow of the light bulb (a) increases (b) decreases (c) is unchanged as the iron is inserted. Give your

answer with reasons. What will be your answer if ac source is replaced by dc source ?



Watch Video Solution

6. A resistor of 200Ω and a capacitor of $15.0\mu F$ are connected in series to a $220V, 50Hz$

source.

(a) Calculate the current in the circuit .

(b) Calculate the voltage (rms) across the resistor and the inductor. Is the algebraic sum of these voltages more than the source voltage? If yes, resolve the paradox.



Watch Video Solution

7. (a) For circuits used for transporting electric power, a low power factor implies larger power loss in transmission. Explain.

(b) power factor can often be improved by the use of a capacitor of appropriate capacitance in the circuit, Explain.



Watch Video Solution

8. A sinusoidal voltage of peak value 283 V and frequency 50 Hz is applied to a series LCR circuit in which $R = 30\Omega$, $L = 25.48\text{mH}$ and $C = 796\mu\text{F}$. Find (a) the impedance of the circuit (b) phase difference between the voltage across the source and current (c) the

power dissipated in the circuit and (d) the power factor.



Watch Video Solution

9. Suppose the frequency of the source in the above example can be varied (a) What is the frequency of the source at which resonance occurs ? (b) Calculate the impedance, the current and power dissipated at the resonant condition.



Watch Video Solution

10. At an airport, a person is made to walk through the door way of a metal detector, for security reasons. If *she/he* is carrying anything made of metal, the metal detector emits a sound. On what principle does this detector work ?



Watch Video Solution

11. Show that in the free oscillations of an LC circuit, the sum of energies stored in the

capacitor and the inductor is constant in time.



Watch Video Solution

Exercise

1. A 100Ω resistor is connected to a 220 V, 50 Hz ac supply.

(a) What is the rms value of current in the circuit?

(b) What is the net power consumed over a full cycle?



Watch Video Solution

2. (a) The peak voltage of an a.c. supply is 300 V. What is its r.m.s voltage?

(b) The r.m.s value of current in an ac circuit is 10 A. What is the peak current ?



Watch Video Solution

3. A 44 mH inductor is connected to 220 V, 50 Hz a.c. supply. Determine rms value of current in the circuit.



Watch Video Solution

4. A $60\mu F$ capacitor is connected to a 110 V, 60 Hz a.c. supply. Determine the r.m.s value of current in the circuit.



Watch Video Solution

5. In Exercises 7.3 and 7.4, what is the net power absorbed by each circuit over a complete cycle. Explain your answer.



View Text Solution

6. Obtain the resonant frequency (ω_r) of a series LCR circuit with $L = 2.0 \text{ H}$, $C = 32 \mu\text{F}$ and $R = 10 \text{ ohm}$. What is the Q value of this circuit ?



Watch Video Solution

7. A charged $30\ \mu F$ capacitor is connected to a 27 mH inductor. What is the angular frequency of free oscillations of the circuit ?



Watch Video Solution

8. Suppose the initial charge on the capacitor in the above question is 6 mC. What is the total energy stored in the capacitor initially ?
What is the total energy at later time ?



View Text Solution

9. A series LCR circuit with $R = 20\Omega$, $L = 1.5H$ and $C = 35\mu F$ is connected to a variable frequency $200V$ ac supply. When the frequency of the supply equals the natural frequency of the circuit, what is the average power in kW transferred to the circuit in one complete cycle?



Watch Video Solution

10. A radio can tune over the frequency range of a portion of MW broadcast band (800 kHz

to 1200 kHz). If its LC circuit has an effective inductance of $200\mu H$, what must be the range of its variable capacitor ?



Watch Video Solution

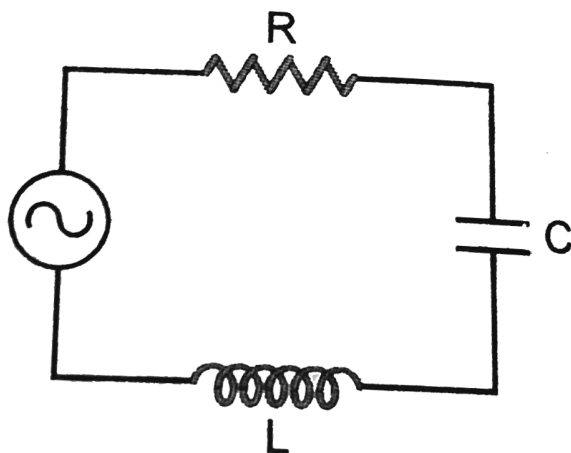
11. A series LCR circuit connected to a variable frequency 230 V source has $L = 5.0\text{ H}$, $C = 80\mu F$, $R = 40\Omega$, Fig.

(a) Determine the source frequency which drives the circuit in resonance.

(b) Obtain the impedance of the circuit and

amplitude of current at at resonating frequency.

(c) Determine the r.m.s. potential drops across the three elements the circuits. Show that the potential drop across the LC combination is zero at the resonating frequency.



Watch Video Solution

12. An LC circuit contains a 20 mH inductor and a $50\mu F$ capacitor with an initial charge of 10 mC. The resistance of the circuit is negligible. Let the instant the circuit is closed be $t = 0$.

(a) What is the total energy stored initially ? Is it conserved during the oscillations?

(b) What is the natural frequency of the circuit?

(c) At what time is the energy stored? (i) Completely electrical ? (ii) Completely magnetic ?

(d) At what time is the total energy shared equally between the inductor and the capacitor ?

(e) If a resistor is inserted in the circuit, how much energy is eventually dissipated as heat ?



Watch Video Solution

13. A coil of inductance $0.50H$ and resistance 100Ω is connected to a $240V, 50Hz$ ac supply. What are the maximum current in the coil and

the time lag between voltage maximum and current maximum?



Watch Video Solution

14. Obtain the answers to (a) and (b) Q.13, if the circuit is connected to a high frequency supply (240 V , 10 kHz). Hence explain statement that at very high frequency. Inductor in circuit nearly amount to open circuit. How does an inductor behave in a d.c. circuit after the steady state ?



Watch Video Solution

15. A $100\mu F$ capacitor in series with a 40Ω resistor is connected to a $110V$, $60HZ$ supply. What is the time lag between current maximum and voltage maximum?



Watch Video Solution

16. Obtain the answers to (a) and (b) in Q .15, if the circuit is connected to $110 V$, $12 kHz$ supply. Hence explain the statement that a capacitor

is a conductor at very high frequencies.

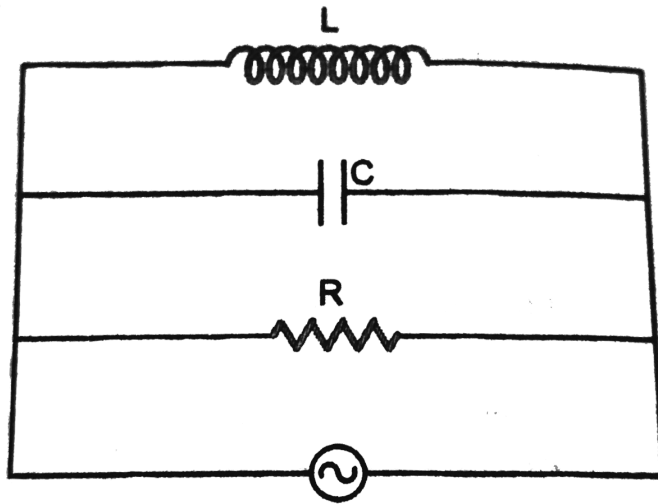
Compare this behaviour with that of a capacitor in d.c. after the steady state.



View Text Solution

17. Keeping the source of frequency equal to the resonating frequency of the series LCR circuit, if the three elements L , C and R in are arranged in parallel , show that the total current in the parallel LCR circuit is a minimum at this frequency. Obtain the r.m.s. value of

current in each branch of the circuit for the elements and source specified in for this frequency.



Watch Video Solution

18. A circuit containing an 80mH inductor and a $60\mu\text{F}$ capacitor in series is connected to a $230\text{V} - 50\text{Hz}$ Supply. The resistance in the circuit is negligible .

(a) Obtain the current amplitude and rms currents.

(b) Obtain the rms values of voltage across inductor and capacitor.

(c) What is the average power transferred to the inductor and to the capacitor?

(d) What is the total power absorbed by the circuit?



[Watch Video Solution](#)

19. Suppose the circuit in Exercise 7.18 has a resistance of 15Ω . Obtain the average power transferred to each element of the circuit, and the total power absorbed.



[Watch Video Solution](#)

20. A series LCR circuit with $L = 0.12H$, $C = 480nF$, and $R = 23\Omega$ is

connected to a $230V$ variable frequency supply.

(a) What is the source frequency for which current amplitude is maximum? Find this maximum value.

(b) What is the source frequency for which average power absorbed by the circuit is maximum? Obtain the value of maximum power.

(c) For which frequencies of the source is the power transferred to the circuit half the power at resonant frequency?

(d) What is the Q -factor of the circuit?



[Watch Video Solution](#)

21. Obtain the resonant frequency and Q -factor of a series LCR circuit with $L = 3.0H$, $C = 27\mu F$, and $R = 7.4\Omega$. How will you improve the sharpness of resonance of the circuit by a factor of 2 by reducing its full width at half maximum?



[Watch Video Solution](#)

22. Answer the following questions :

(a) In any a.c. circuit, is the applied instantaneous voltage equal to the algebraic sum of the instantaneous voltages across the series elements of the circuit ? Is the same true for r.m.s. voltage?

(b) A capacitor is used in the primary circuit of an induction coil.

(c) An applied voltage signal consists of a superposition of a d.c. voltage and an a.c. voltage of high frequency. The circuit consists of an inductor and a capacitor in series. Show

that the d.c. signal will appear across C and the a.c. signal will appear across L.

(d) A choke coil in series with a lamp is connected to a d.c. line. The lamp is seen to shine brightly. Insertion of an iron core in the choke causes no change in the lamp's brightness. Predict the corresponding observation if the connection is to an a.c. line.

(e) Why is choke coil needed in use of fluorescent tubes with ac mains ? Why can we not use an ordinary resistor instead of choke coil?



23. A power transmission line feeds input power at 2300 V to a step down transformer with its primary windings having 4000 turns. What should be the number of turns in the secondary windings in order to get output power at 230 V?

[Watch Video Solution](#)

24. At a hydroelectric power plant, the water pressure head is at a height of 300 m and the water flow available is $100\text{m}^3\text{s}^{-1}$. If the turbine generator efficiency is 60%, estimate the electric power available from the plant ($g = 9.8\text{ms}^{-2}$).



Watch Video Solution

25. A small town with a demand of 800 kW of electric power at 220 V is situated 15 km away

from an electric plant generating power at 440 V. The resistance of the two line wires carrying power is 0.5Ω per km. The town gets power from the lines through a 4000-220 V step down transformer at a substation in the town.

(a) Estimate the line power loss in the form of heat.

(b) How much power must the plant supply, assuming there is negligible power loss due to leakage?

(c) Characterize the step up transformer at the plant.



[Watch Video Solution](#)

26. Do the same exercise as above with the replacement of the earlier transformer by a 40,000-220 V step-down transformer (Neglect, as before, leakage losses though this may not be a good assumption any longer because of the very high voltage transmission involved). Hence, explain why high voltage transmission is preferred?



[Watch Video Solution](#)

