



MATHS

BOOKS - UNIQUE MATHS (HINGLISH)

SIMILARITY

Example

1. Base of a triangle is 9 and height is 5. Base of another triangle is 10 and height is 6. Find the ratio of areas of these triangles.

A. $\frac{1}{2}$

B. $\frac{3}{4}$

C. $\frac{5}{4}$

D. $\frac{1}{4}$

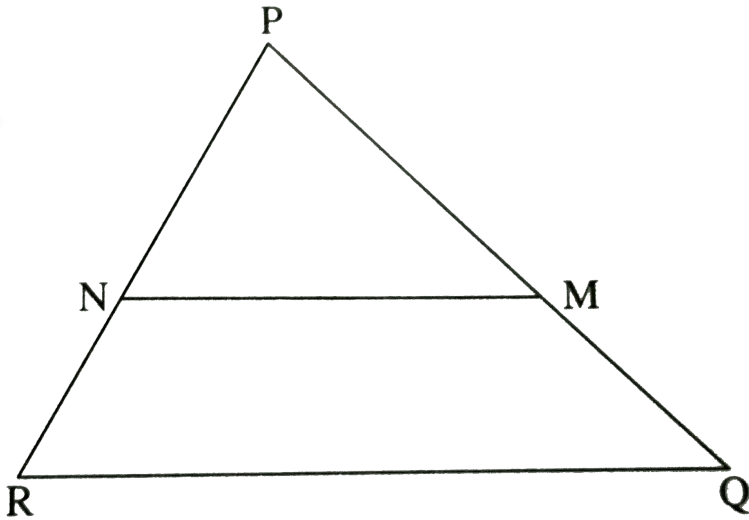
Answer: B



Watch Video Solution

2. In $\triangle PQR$, $PM = 15$, $PQ = 25$, $PR = 20$, $NR = 8$.
State whether line NM is parallel to side RQ or not.

Given Reason.



A. No, because NM is not dividing PR and PQ in equal proportion

B. yes

C. No, NM is dividing PR and PQ in equal proportion

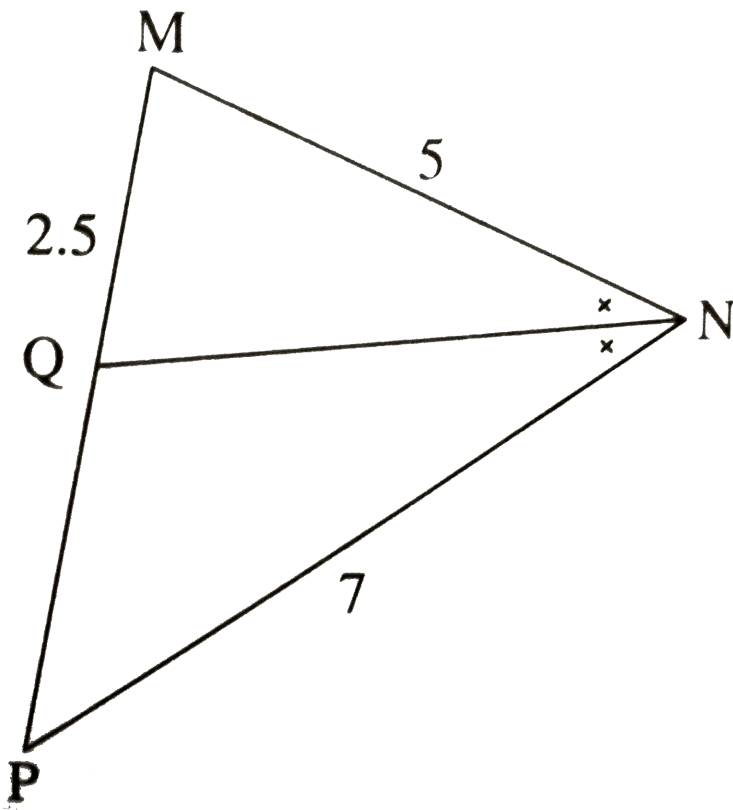
D. none

Answer: A



Watch Video Solution

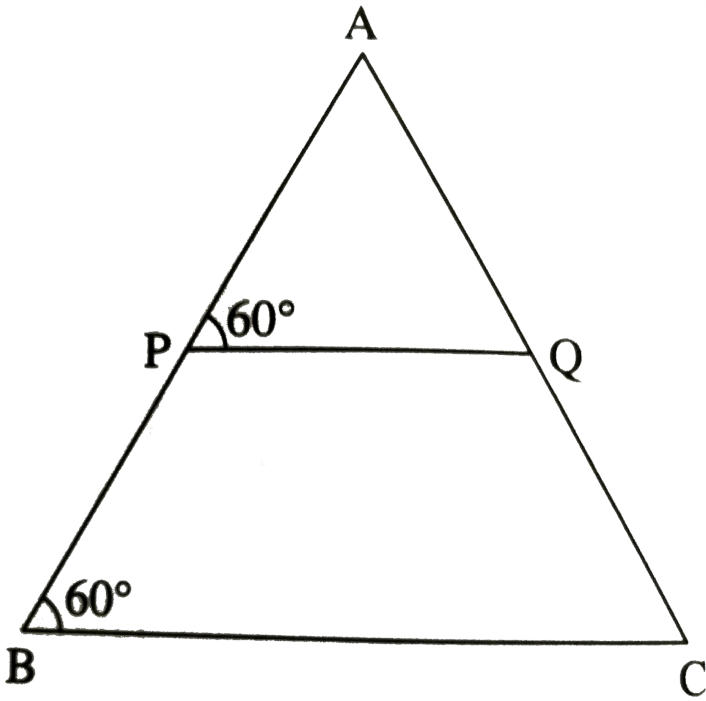
3. In $\triangle MNP$, NQ is a bisector of $\angle N$. If $MN = 5$, $PN = 7$, $MQ = 2.5$, the find QP .



Watch Video Solution

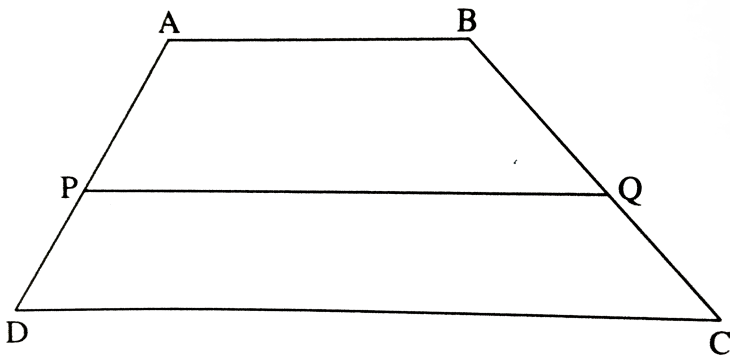
4. Measures of some angles in the figures are

given. Prove that $\frac{AP}{PB} = \frac{AQ}{QC}$



[Watch Video Solution](#)

5. In trapezium $ABCD$ side $AB \parallel$ side $PQ \parallel$ side DC , $AP = 15$, $PD = 12$, $QC = 14$, find BQ .



A. 14.5

B. 16.5

C. 17.5

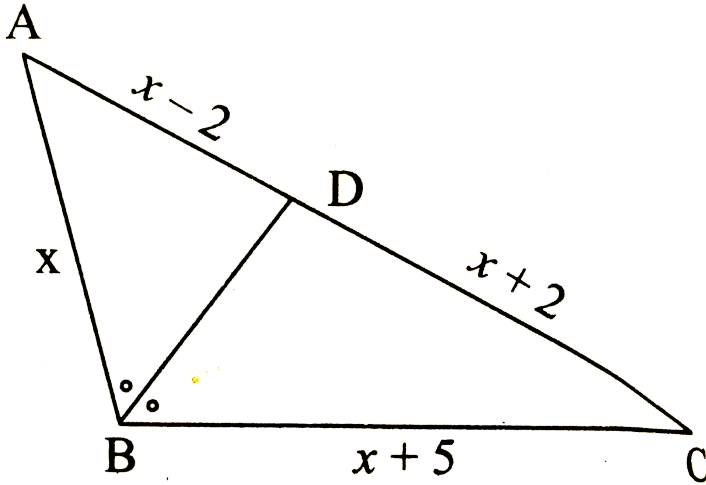
D. 18.5

Answer: C



Watch Video Solution

6. In $\triangle ABC$, seg BD bisects $\angle ABC$. If $AB = x$, $BC = x + 5$, $AD = x - 2$, $DC = x + 2$. Find the value of x .



[Watch Video Solution](#)

7. In $\triangle ABC$, ray BD bisects $\angle ABC$ and ray CE bisects $\angle ACB$. If $\text{seg } AB \cong \text{seg } AC$, then prove

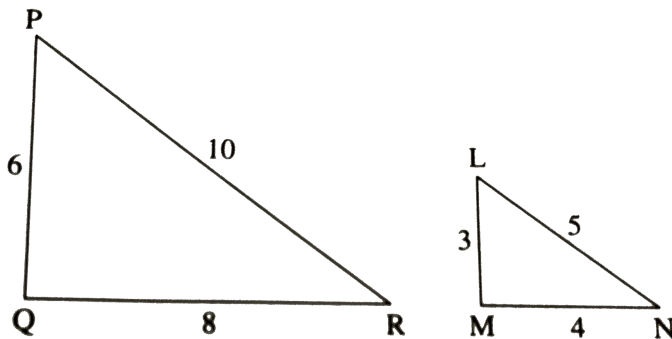
that $ED \parallel BC$.



[Watch Video Solution](#)

8. Are the triangles in following figures similar?

If yes by which test?



[Watch Video Solution](#)

9. Kamala have drawn a trapezium $PQRS$ of which $PQ \parallel SR$. If the diagonals PR and QS intersect each other at O , then prove that $OP:OR = OQ:OS$, If $SR = 2PQ$, then prove that O is a point of trisection of both the diagonals.



[Watch Video Solution](#)

10. The ratio of corresponding sides of similar triangles is $3:5$, then what is the ratio of their areas.

A. $\frac{3}{25}$

B. $\frac{9}{5}$

C. $\frac{3}{5}$

D. $\frac{9}{25}$

Answer: D



Watch Video Solution

11. If $\triangle ABC \sim \triangle PQR$ and $AB:PQ = 2:3$, then fill in the blanks:

$$\frac{A(\Delta ABC)}{A(\Delta PQR)} = \frac{(AB)^2}{\square} = \frac{2^2}{3^2} = \frac{\square}{\square}$$

$$\frac{A(\Delta ABC)}{A(\Delta PQR)} = \frac{AB^2}{PQ^2} = \frac{2^2}{3^2} = \frac{4}{9}$$



Watch Video Solution

12.

If

$$\Delta ABC \sim \Delta PQR, A(\Delta ABC) = 80, A(\Delta PQR) = 125$$

, then fill in the blanks:

$$\frac{A(\Delta ABC)}{A(\Delta \dots\dots\dots)} = \frac{80}{125} \therefore \frac{AB}{PQ} = \frac{\square}{\square}$$



Watch Video Solution

13.

$$\triangle LMN \sim \triangle PQR,$$

$$9 \times A(\triangle PQR) = 16 \times A(\triangle LMN). \text{ If } QR = 20,$$

then find MN .



Watch Video Solution

14. Areas of two similar triangles are 225sqcm and 81sqcm . If a side of the smaller triangle is 12cm , then find the corresponding side of the bigger triangle.

A. 20cm

B. 21cm

C. 22cm

D. 23cm

Answer: A



Watch Video Solution

15. $\triangle ABC$ and $\triangle DEF$ are equilateral triangles. If

$A(\triangle ABC) : A(\triangle DEF) = 1 : 2$ and $AB = 4$, find

DE.



Watch Video Solution

16. Ratio of areas of two triangles with equal height is 2:3. If base of the smaller triangle is 6 cm, the what is the corresponding base of the bigger triangle?

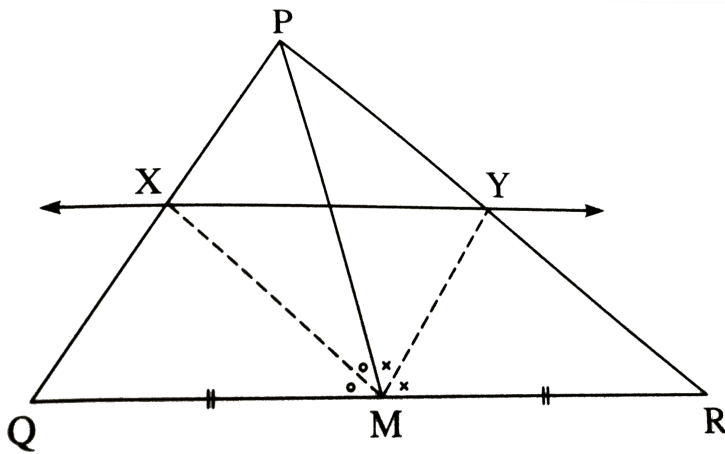


[Watch Video Solution](#)

17. $\triangle MNT \sim \triangle QRS$. Length of altitude drawn from point T is 5 and length of altitude drawn from point S is 9. Find the ratio $\frac{A(\triangle MNT)}{A(\triangle QRS)}$.



[Watch Video Solution](#)



18.

In $\triangle PQR$ seg PM is a median. Angle bisectors of $\angle PMQ$ and $\angle PMR$ intersect side PQ and side PR in points X and Y respectively. Prove that $XY \parallel QR$.

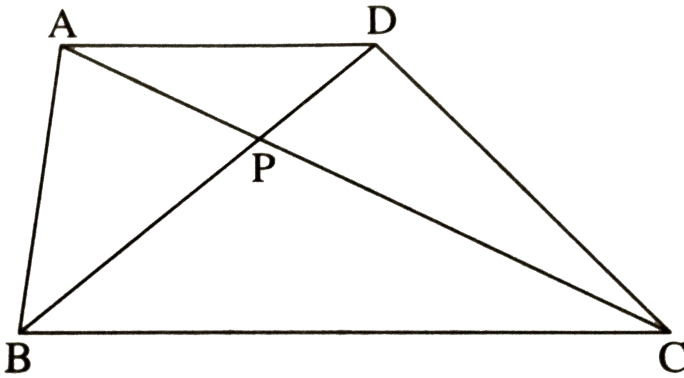
Complete the proof by filling in the boxes:



Watch Video Solution

19. In $\square ABCD$, $\text{seg } AD \parallel \text{seg } BC$. Diagonal AC and diagonal BD intersect each other in point P .

Then show that $\frac{AP}{PD} = \frac{PC}{BP}$.



Watch Video Solution

20. In $\triangle ABC$, $\text{seg } DE \parallel \text{side } BC$. If $2Ar(\triangle ADE) = Ar(\square DBCE)$, find $AB:AD$

and show $BC = \sqrt{3} \times DE$.



[Watch Video Solution](#)

21. Let X be any point on the side BC of a triangle ABC . If XM, XN are drawn parallel to BA and CA meeting CA, BA in M, N respectively; MN meets BC produced in T , prove that $TX^2 = TB \times TC$



[Watch Video Solution](#)

22. Two poles of height a metres and b metres are p metres apart. Prove that the height of the point of

intersection of the lines joining the top of each pole to the foot of the opposite pole is given by

$$\frac{ab}{a+b} \text{ metres.}$$



[Watch Video Solution](#)

Unique Practise Session Mcqs

1. Sides of two similar triangles are in the ratio 4:9
. Areas of these triangles are in the ratio. 2:3 (b)
4:9 (c) 81:16 (d) 16:81

A. 2:3

B. 4: 9

C. 81: 16

D. 16: 81

Answer:



Watch Video Solution

2. The areas of two similar triangles are in respectively 9 cm^2 and 16 cm^2 . Then find the ratio of their corresponding sides.

A. 3: 4

B. 4: 3

C. 2: 3

D. 4: 5

Answer: A



Watch Video Solution

3. A vertical stick 20 m long casts a shadow 10m long on the ground. At the same time, a tower casts a shadow 50m long on the ground. The height of the tower is (a) 100m (b) 120m (c) 25m (d) 200m

A. $100m$

B. $120m$

C. $25m$

D. $200m$

Answer:



Watch Video Solution

4. Two isosceles triangles have equal angles and their areas are in the ratio $16:25$. The ratio of their corresponding heights is 4:5 (b) 5:4 (c) 3:2 (d) 5:7

A. 4:5

B. 5:4

C. 3:2

D. 5:7

Answer:



Watch Video Solution

5. If ABC and DEF are similar triangles such that

$AB = 3cm$, $BC = 2cm$, $CA = 2.5cm$ and

$EF = 4cm$. Write the perimeter of $\triangle DEF$.

A. 7.5cm

B. 15cm

C. 22.5cm

D. 30cm

Answer: B



Watch Video Solution

Unique Practise Session 1 Marks Question

1. SAS Similarity Criterion : If in two triangle; one pair of corresponding sides are proportional and

the included angles are equal then two triangles are similar.



[Watch Video Solution](#)

2. The ratio of corresponding sides of similar triangles is $5:7$, then what is the ratio of their areas?



[Watch Video Solution](#)

3. Two sides and the perimeter of one triangle are respectively three times the corresponding sides

and the perimeter of the other triangle. Are the two triangles similar? Why?



[Watch Video Solution](#)

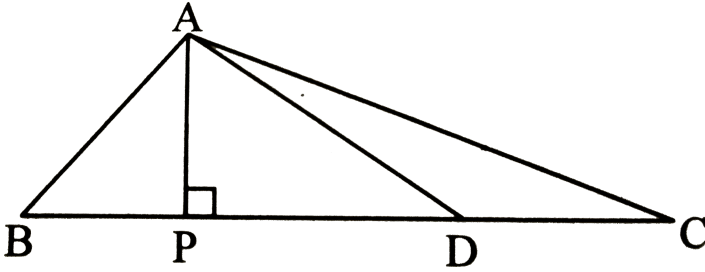
Unique Practise Session 2 Marks Question

1. In $\triangle ABC$, point D is on side BC such that $DC = 6$,

$BC = 15$. find

(i) $A(\triangle ABD) : A(\triangle ABC)$ and

(ii) $A(\triangle ABD) : A(\triangle ADC)$.



[Watch Video Solution](#)

2. $\triangle ABC \sim \triangle PQR$. If $A(\triangle ABC) = 25$,
 $A(\triangle PQR) = 16$ find $AB : PQ$.



[Watch Video Solution](#)

Unique Practise Session 3 Marks Question

1. If the bisector of an angle of a triangle bisects the opposite side, prove that the triangle is isosceles.



Watch Video Solution

2. In Fig. 4.241, $DEBC$ and $AD = \frac{1}{2}BD$. If $BC = 4.5\text{cm}$, find DE .(FIGURE)



Watch Video Solution

Unique Practise Session 4 Marks Question

1. ABCD is a trapezium such that $AB \parallel CD$. Its diagonals AC and BC intersect each other at O.

Prove that $\frac{AO}{OC} = \frac{BO}{OD}$



[Watch Video Solution](#)

2. If one diagonal of a trapezium divides the other diagonal in the ratio 1:2, prove that one of the parallel lines is double the other.

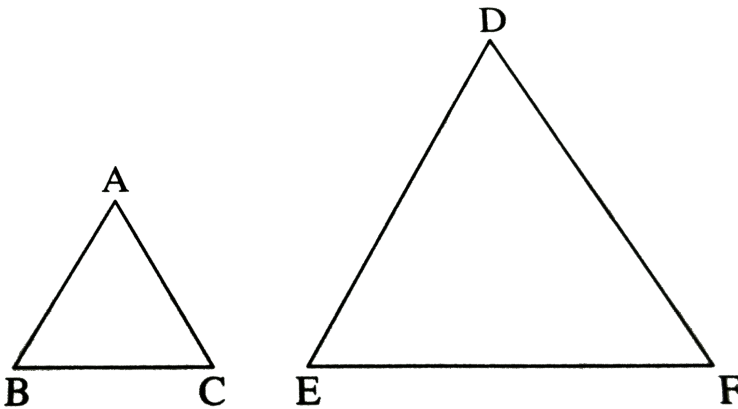


[Watch Video Solution](#)

1. $\triangle ABC$ and $\triangle DEF$ are equilateral triangles,

$$A(\triangle ABC) : A(\triangle DEF) = 1 : 2$$

If $AB = 4$ then what is length of DE ?



A. $2\sqrt{2}$

B. 4

C. 8

D. $4\sqrt{2}$

Answer:



Watch Video Solution

2. If ABC and DEF are similar such that $2 AB = DE$ and $BC = 8cm$, then $EF =$ (a) 16cm (b) 12cm (c) 8cm (d) 4cm.

A. $16cm$

B. $12cm$

C. $8cm$

D. $4cm$

Answer:



[Watch Video Solution](#)

3. Areas of two similar triangles are 225 sq cm and 81 sq cm. If a side of the smaller triangle is 12 cm, then find the corresponding side of the bigger triangle.



[Watch Video Solution](#)

4. In $\triangle ABC$, ray BD bisects $\angle ABC$ and ray CE bisects $\angle ACB$. If $\text{seg } AB \cong \text{seg } AC$, then prove

that $ED \parallel BC$.



[Watch Video Solution](#)

5. Prove that , "If a line parallel to a side of a triangle intersects the remaining sides in two distinct points then the line divides the sides in the same proportion".



[Watch Video Solution](#)