

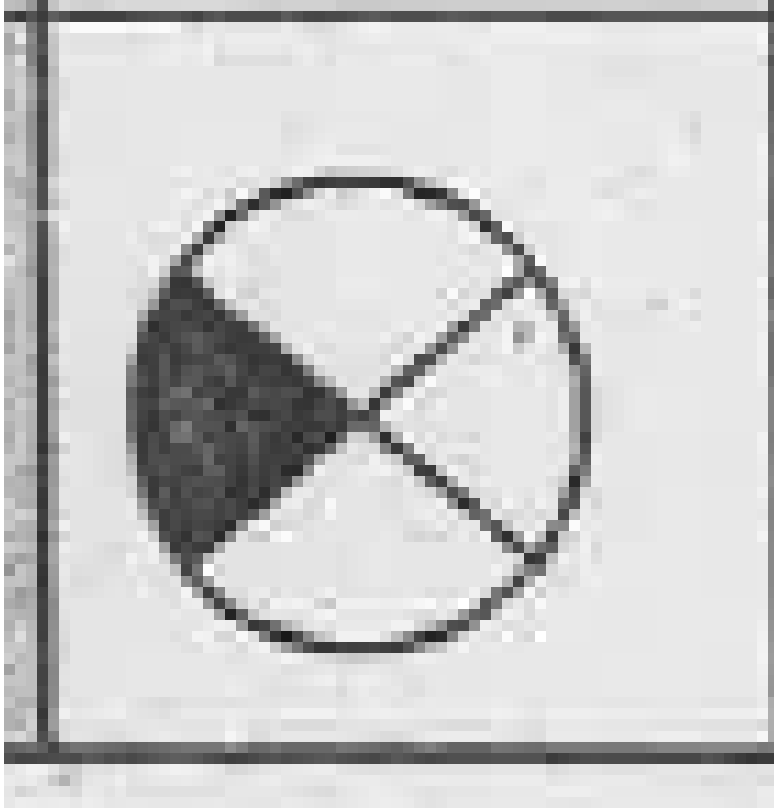


MATHS

Equivalence Of Fraction, Decimal Fraction, Percentafe

Example

1. Let's look into the colours parts and fill the blank spaces according to instruction.



Ratio \rightarrow coloured part : the whole = ?


Proper fraction =?

Percentage =?



[Watch Video Solution](#)

2. Let's look into the colours parts and fill the blank spaces according to instruction.





Ratio of coloured part and whole \rightarrow ?


Proper fraction =?


Percentage =?



Watch Video Solution

3. Let's look into the colours parts and fill the blank spaces according to instruction.





Ratio → coloured part and whole=?


Proper fraction =?


Percentage=?



[Watch Video Solution](#)

4. Let's look into the colours parts and fill the blank spaces according to instruction.





Ratio \rightarrow coloured part : the whole = ?


Proper fraction = ?

Percentage = ?



Watch Video Solution

5. Let's look into the colours parts and fill the blank spaces according to instruction.



Ratio of coloured part and whole part $\rightarrow ?$

Proper fraction → ?

Percentage → ?



Watch Video Solution

6. Now, let's write without looking at the

illustration : Proper fraction: $\frac{5}{8}$

Decimal: ?

Percentage ?



Watch Video Solution

7. Now, let's write without looking at the

illustration : Proper fraction: $\frac{2}{5}$

Decimal: ?

Percentage ?



Watch Video Solution

8. Now, let's write without looking at the

illustration : Proper fraction: $\frac{11}{18}$

Decimal: ?

Percentage ?





[Watch Video Solution](#)

9. Now, let's write without looking at the

illustration : Proper fraction: $\frac{5}{18}$

Decimal: ?

Percentage ?



[Watch Video Solution](#)

10. Now, let's write without looking at the

illustration : Proper fraction: $\frac{7}{18}$

Decimal: ?

Percentage ?



Watch Video Solution