



CHEMISTRY

BOOKS - NCERT EXEMPLAR

CHEMICAL EFFECTS OF ELECTRIC CURRENT

Multiple Choice Questions

1. An electric current can produce

A. heating effect only

B. chemical effect only.

C. magnetic effect only.

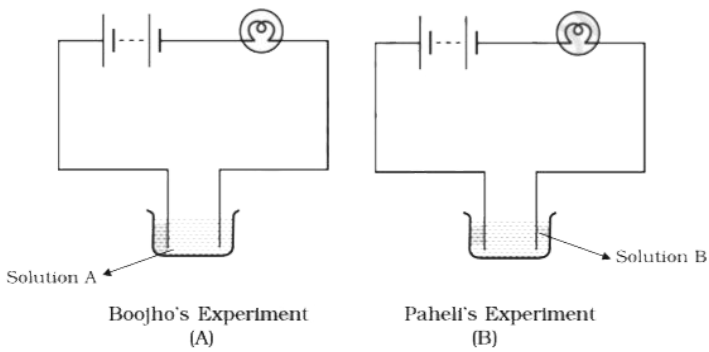
D. chemical, heating, and magnetic effects.

Answer: D



Watch Video Solution

2. Boojho and Paheli performed experiments taking similar bulbs and cells but two different solutions A and B as shown in Fig.14.1.



They found that the bulb in the setup A glows more brightly as compared to that of the setup B. You would conclude that.

A. higher current is flowing through the circuit in setup A

B. higher current is flowing through the circuit in setup B.

C. equal current is flowing through both the circuits.

D. the current flowing through the circuits in the two setups cannot be compared in this manner.

Answer: A



Watch Video Solution

3. Boojho's uncle has set up an electroplating factory near his village. He should dispose off the waste of the factory

A. in the nearby river.

B. in the nearby pond

C. in the nearby cornfield.

D. according to the disposal guidelines of the local authority.

Answer: D





4. When electric current is passed through a conducting solution, there is a change of colour of the solution. This indicates

- A. the chemical effect of current
- B. the heating effect of current.
- C. the magnetic effect of current.
- D. the lightning effect of current.

Answer: A



Watch Video Solution

5. Which one of the following solutions will not conduct electricity?

A. lemon juice

B. tap water

C. vinegar

D. vegetable oil

Answer: D



Watch Video Solution

6. Which of the following metals is used in electroplating to make objects appear shining?

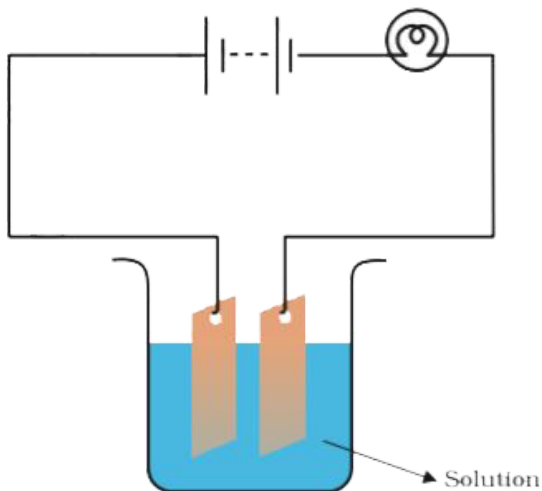
A. iron

B. chromium

C. copper

D. aluminium

Answer: B



7.

Which of the following solutions will not make the bulb in Fig 14.2 glow?

A. sodium chlorides

B. copper sulphate

C. silver nitrate

D. sugar solution in diluted water

Answer: D



Watch Video Solution

Very Short Answer Questions Fill In The Blanks

1. The object to be electroplated is taken as _____ electrode.

A. cathode

B. anode

C. Any of the above

D. None of the above

Answer: A



Watch Video Solution

2. One of the most common applications of chemical effect of electric current is

_____.

A. Chemical etching

B. Electric shielding

C. Electroplating

D. None of the above

Answer: C



Watch Video Solution

3. Small amount of a mineral salt present naturally in water makes it a _____ of electricity.

A. Conductor

B. Insulator

C. Cathode

D. Anode

Answer: A



Watch Video Solution

4. Electroplating of _____ is done on objects like water taps and cycle bell to give them a shiny appearance.

A. Sodium

B. Silver

C. chromium

D. Nickel

Answer: C



Watch Video Solution

Very Short Answer Questions

1. Why is a layer of zinc coated over iron?



[Watch Video Solution](#)

2. Will the solution of sugar in distilled water conduct electricity?



[Watch Video Solution](#)

3. Name the effect of current responsible for the glow of the bulb in an electric circuit.

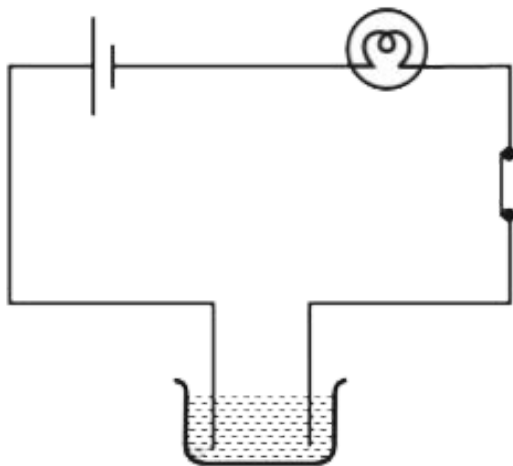


Watch Video Solution

Short Answer Questions

1. Boojho made the circuit given in Fig. 14.3 and observed that the bulb did not glow. On Paheli's suggestion he added one more cell in

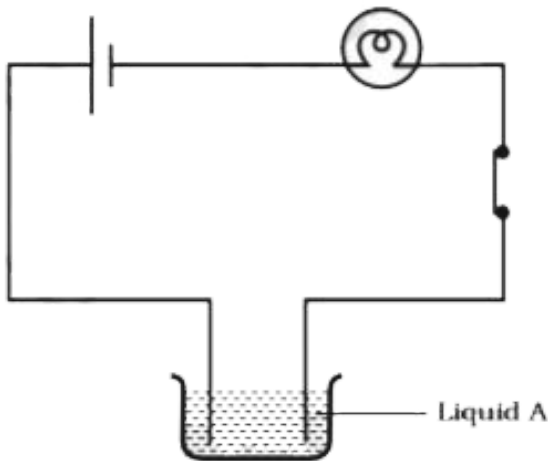
the circuit. The bulb now glows. Explain.



[Watch Video Solution](#)

2. Paheli set up an experiment using liquid A in the beaker as shown in Fig. 14.4. She observed that the bulb glows. Then she replaced the

liquid A by another liquid B. This time the bulb did not glow. Boojho suggested replacing the bulb by an LED. They observed that the LED glows. Explain.



 **Watch Video Solution**

3. Paheli wants to deposit silver on an iron spoon. She took silver nitrate ($AgNO_3$) solution in a beaker and setup a simple circuit for electroplating. Which terminal of the battery should the spoon be connected to? What material should the other electrode be made of?

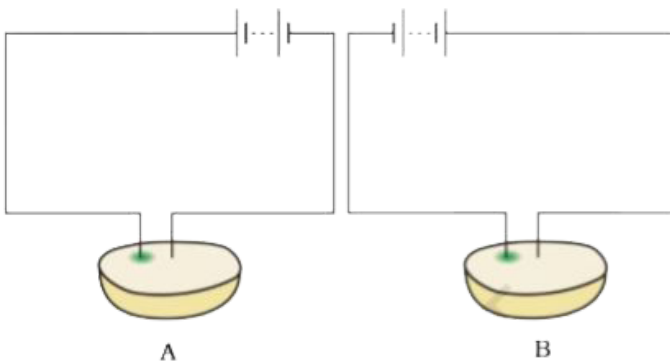


[Watch Video Solution](#)

4. Why is tin electroplated on iron to make cans used for storing food?

 [Watch Video Solution](#)

5. Observe Fig. 14.5



Which of these two circuits A or B shows the correct observation?



[Watch Video Solution](#)

6. Observe the following circuits carefully. In which circuit will the bulb glow. Write 'Yes' or 'No' in the blank space provided along each of the circuit given in Fig. 14.6



Piece of coal



Iron nail

.....



Eraser

.....



Steel spoon

.....



Watch Video Solution

Long Answer Questions

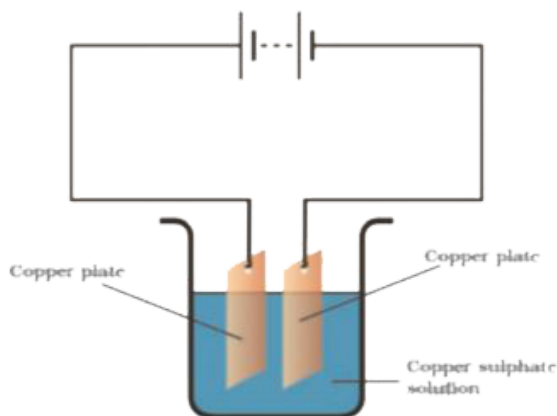
1. An electric current is passed through a conducting solution. List any three possible observations.



[Watch Video Solution](#)

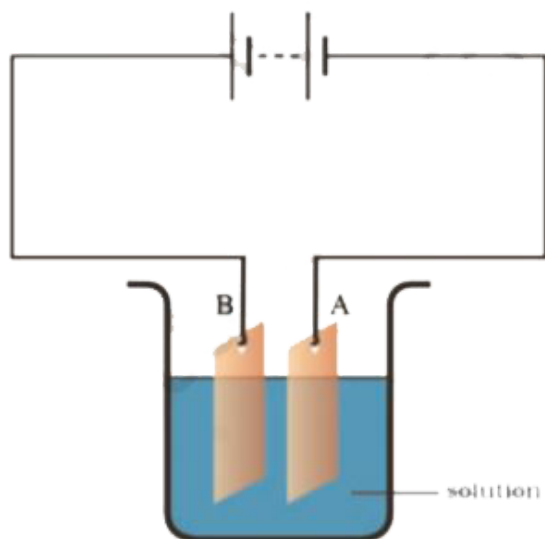
2. In the circuit given as Fig. 14.7, Boojho observed that copper is deposited on the electrode connected to the negative terminal of the battery. Paheli tried to repeat the same experiment. But she could find only one

copper plate. Therefore she took a carbon rod as negative electrode. Will copper be still deposited on the carbon rod? Explain your answer.



[Watch Video Solution](#)

3. Observe the circuit given in Fig. 14.8.



Boojho set up this circuit for purification of copper. What will be the nature of – (i) plate A (ii) plate B (iii) the solution.

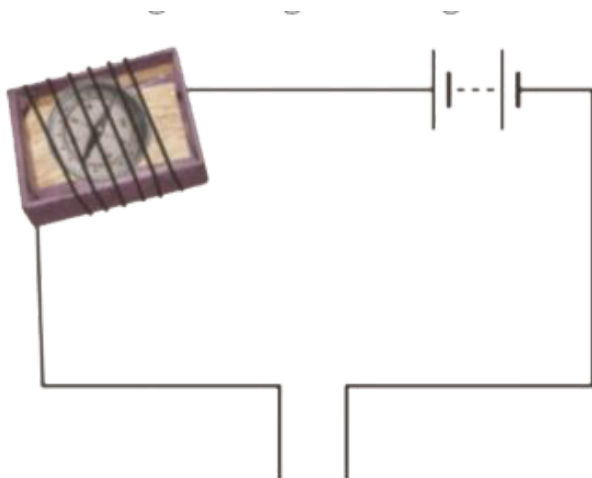
Explain the process of purification.



[Watch Video Solution](#)

4. Observe the following circuit given in Fig.

14.9.

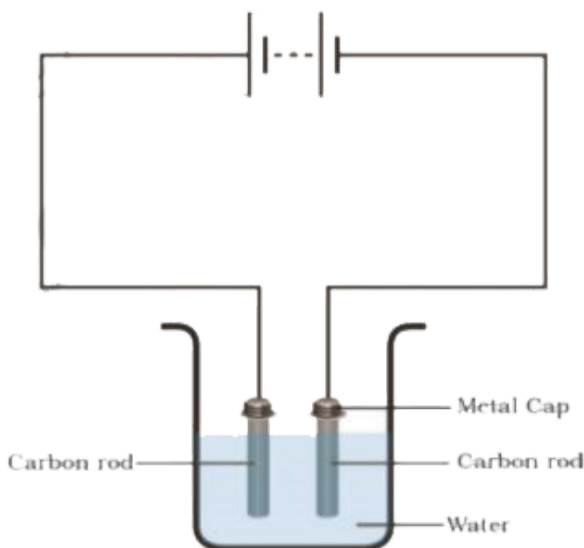


Current does not flow in the circuit if there is a gap between the two wires. Does it indicate that air is a poor conductor of electricity? Does air never conduct electricity? Explain.



[Watch Video Solution](#)

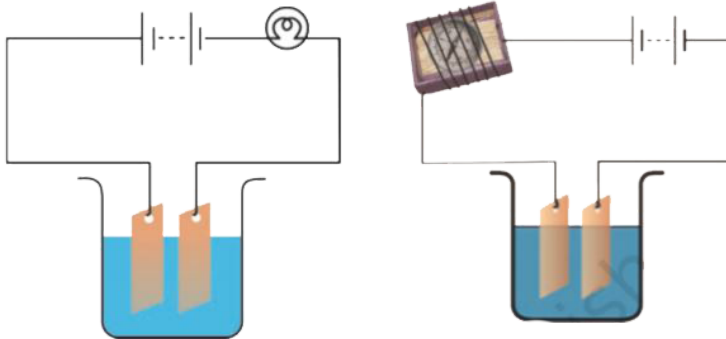
5. Boojho made the circuit shown in Fig. 14.10. He wanted to observe what happens when an electric current is passed through water. But he forgot to add a few drops of lemon juice to water. Will it make any difference to his observations? Explain.





Watch Video Solution

6. Observing that the bulb does not glow in the circuit shown in Fig. 14.11 A, Boojho changed the circuit as shown in Fig 14.11 B. He observed deflection in the magnetic compass.



(i) What does the deflection in magnetic compass indicate?

(ii) Why did the bulb not glow in Fig.14.11 A?

(iii) What would be the effect of increase in the number of turns in the coil wound around the magnetic compass in Fig. 14.11B?

(iv) What will be observed if the number of cells are increased in the circuit shown in Fig. 14.11B?



[Watch Video Solution](#)

7. You are provided with a magnetic compass, an empty match box, a battery of two cells and

connecting wires. Using these objects how will you make a tester for testing an electric circuit? Draw the necessary circuit diagram and explain.



Watch Video Solution