



# BIOLOGY

## BOOKS - NIKITA PUBLICATION

### Human Nutrition

#### Exercise

1. Vestibule is

A. Part of pharynx

B. Part of buccal cavity

C. Space between gums and lips

D. Part of tongue having tonsils

**Answer:**



**Watch Video Solution**

2. Transverse rugae occurs on

A. Hard palate

B. Soft palate

C. Tongue

D. Intestine

**Answer:**



**Watch Video Solution**

**3. Number of monophyodont teeth in man are**

A. 4

B. 12

C. 20

D. 32

**Answer:**



**Watch Video Solution**

**4. Wisdom teeth in man are**

A. Four

B. Two

C. Six

D. Eight

**Answer:**



**Watch Video Solution**

5. Roof of buccal cavity is supported by

A. Hyoid

B. Palate

C. Glottis

D. Gullet

**Answer:**



[Watch Video Solution](#)

6. Study of teeth is known as

A. Teethology

B. Odontology

C. Enamelogy

D. Dentology

**Answer:**



[Watch Video Solution](#)

7. Vermiform appendix is a part of

- A. Alimentary canal
- B. Reproductive system
- C. Nervous system
- D. Vascular system

**Answer:**



**Watch Video Solution**

8. Least peristalsis is occur in

A. Duodenum

B. Rectum

C. Stomach

D. Oesophagus

**Answer:**



**Watch Video Solution**



9. Which structure in intestine makes it different from the stomach

A. Digestive glands

B. Submucosa

C. Serosa

D. Villi

**Answer:**



**Watch Video Solution**

10. Entry of food in stomach mechanically stimulate it to produce a hormone named

A. Progesterone

B. Secretin

C. Gastrin

D. Pancreozymin

**Answer:**



**Watch Video Solution**

**11.** In an empty stomach the mucosa is thrown into folds called

A. Villi

B. Rugae

C. Alveoli

D. None of these

**Answer:**



**Watch Video Solution**

12. Which one of the following is the correct pairing of the site of action and the substrate of rennin.

A. Stomach-casein

B. Stomach-Fat

C. Small intestine-protein

D. Mouth-starch

**Answer:**



**Watch Video Solution**

**13.** Narrower distal end of stomach is called

A. Cardiac

B. Duodenum

C. Fundus

D. Pylorus

**Answer:**



**Watch Video Solution**

**14.** Ptyalin is

A. Slightly alkaline

B. Slightly acidic

C. Slightly neutral

D. Strongly alkaline

**Answer:**



**Watch Video Solution**

**15.** Which of the following is not a human salivary gland

A. Parotid

B. Submaxillary

C. Sublingual

D. Infra orbital

**Answer:**



**Watch Video Solution**

**16.** Which one of the following does not produce any digestive enzyme

A. Intestinal mucosa

B. Gastric mucosa

C. Pancreas

D. Liver

**Answer:**



**Watch Video Solution**

**17. Caudate is the part of**

A. Left lobe of liver



B. Right lobe of liver

C. Spigelian lobe of liver

D. All of the above

**Answer:**



**Watch Video Solution**

**18.** A carbohydrate splitting enzyme is secreted  
by

A. Liver

B. Zymogen cells of gastric glands

C. Salivary glands

D. Crypts of Leiberkuhn

**Answer:**



**Watch Video Solution**

**19.** Oxyntic cells are found in

A. Kidneys and secrete rennin

B. Gastric epithelium and secrete HCl

C. Gastric epithelium and secrete pepsin

D. Islets of Langerhan's and secrete  
glucagons

**Answer:**



**Watch Video Solution**

**20.** Medium in which pepsin active is

A. Alkaline

B. Neutral

C. Acidic

D. Isotonic

**Answer:**



**Watch Video Solution**

**21. Gastric juice contains**

A. Pepsin, lipase and rennin

B. Trypsin, lipase and rennin

C. Trypsin, pepsin and rennin

D. Trypsin pepsin and lipase

**Answer:**



**Watch Video Solution**

**22. Which is not the function of HCl**

- A. To kill bacteria
- B. To sterilize the food
- C. To convert proteins into peptones
- D. To convert pepsinogen into pepsin

**Answer:**



**Watch Video Solution**

**23.** Select the set of proteolytic enzymes from following

A. Pepsin, Trypsin and Chymotrypsin

B. Amylopsin, Trypsin, ptyalin

C. Amylase, lipase, zymase

D. Urease, zymase, dehydrogenase

**Answer:**



**Watch Video Solution**

**24.** In which layer of stomach gastric glands are located

A. Serosa

B. Mucosa

C. Sub mucosa

D. Muscularis mucosa

**Answer:**



**Watch Video Solution**

**25. Pancreas produce**

A. Three digestive enzymes and one hormone

B. Two digestive enzymes and one hormone



C. Three digestive enzymes and two hormones

D. Three digestive enzymes and no hormones

**Answer:**



**Watch Video Solution**

**26. Mark the important function of liver**

A. Excretion

B. Glycogenolysis

C. Digestion

D. Histolysis

**Answer:**



**Watch Video Solution**

**27. Cystic duct arises from**

A. Liver

B. Kindey

C. Pancreas

D. Gall bladder

**Answer:**



**Watch Video Solution**

**28.** Fats are absorbed

A. As such

B. After digestion

C. After hydrolysis

D. After emulsification

**Answer:**



**Watch Video Solution**

**29.** Fatty acid and glycerol are first taken up from alimentary canal by

A. Blood

B. Lacteal

C. Villi

D. Liver

**Answer:**



**Watch Video Solution**

**30.** The toxic substances in the diet are detoxified in human body by

A. Kidney

B. Liver

C. Lungs

## D. Stomach

**Answer:**



**Watch Video Solution**

**31.** The process by which digested food of the alimentary canal passes through its mucous membrane into circulatory system is called

A. Absorption

B. Assimilation

C. Hydrolysis

D. Defecation

**Answer:**



**Watch Video Solution**

**32.** Digestion of both starch and protein is done by

A. Gastric juice

B. Gastric lipase

C. Pancreatic juice

D. Ptylin

**Answer:**



**Watch Video Solution**

**33.** Trypsin is related with digestion of

A. Carbohydrates

B. Proteins

C. Fats



D. None of these

**Answer:**



**Watch Video Solution**

**34. Digestion is**

A. Absorption of water

B. Absorption of diffusible food

C. Conversion of non diffusible food  
particle into diffusible food particle

## D. Utilization of diffusible food

**Answer:**



**Watch Video Solution**

**35.** Which one is different from the category of other three

A. Gastrin

B. Glucagon

C. Ptyalin

D. Secretin

**Answer:**



**Watch Video Solution**

**36.** Chymotrypsin acts upon

A. Strach in duodenum

B. Proteins in stomach

C. Proteins in duodenum in acidic medium

D. Proteins in duodenum in alkaline medium

**Answer:**



**Watch Video Solution**

**37.** Number of teeth that grows twice in human life is

A. 4

B. 12

C. 20

D. 28

**Answer:**



**Watch Video Solution**

**38. Mammalian teeth are**

A. Acrodont

B. Homodont

C. Thecodont

D. Polyphyodont

**Answer:**



**Watch Video Solution**

**39. Largest gland of human body is**

A. Pancreas

B. Liver

C. Thyroid

D. Pituitary

**Answer:**



**Watch Video Solution**

**40.** Liver does not synthesize

A. Albumin

B. Prothrombin

C. Fibrinogen

D. Gammaglobulins

**Answer:**



Watch Video Solution

41. Which of the following glands is both exocrine and endocrine

A. Pituitary

B. Pancreas

C. Thyroid

D. Mammary gland

**Answer:**





**42.** Find out the correct match

- A. Beta cell-Insulin
- B. Alpha cell-Glucagon
- C. Acinar cell-Pancreatic juice
- D. All of the above

**Answer:**



**43.** Water is largely absorbed in

A. Small intestine

B. Colon

C. Stomach

D. Oesophagus

**Answer:**



**Watch Video Solution**

**44.** Amino acids produced by digestion of protein are absorbed from intestine through

A. Lacteals

B. Rectum

C. Blood capillaries in the villi

D. Lacteals and blood capillaries in the villi

**Answer:**



**Watch Video Solution**

45. The food having fully undergone mechanical and chemical digestion inside the stomach is called

A. Amino acid

B. Chyme

C. Chyle

D. Bolus

**Answer:**



**Watch Video Solution**

**46.** Ileum is

- A. First part of small intestine
- B. Middle part of small intestine
- C. Last part of small intestine
- D. Not a part of small intestine

**Answer:**



**Watch Video Solution**

**47.** Enterokinase helps in conversion of

- A. Caseinogen to casein
- B. Protein in polypeptides
- C. Pepsinogen to pepsin
- D. Trypsinogen to trypsin

**Answer:**



**Watch Video Solution**

**48.** Taking in the food by an animal is called

- A. Assimilation

B. Absorption

C. Egestion

D. Ingestion

**Answer:**



**Watch Video Solution**

**49. Weight of human liver is**

A. 1.5 kg

B. 3 kg

C. 5.0 kg

D. 6.0 kg

**Answer:**



**Watch Video Solution**

**50.** Cholecystikin is a secretion of

A. Stomach which stimulate pancreas to  
release pancreatic juice



- B. Duodenum and makes the gall bladder  
to contract and release bile
- C. Liver synthesized from cholesterol and  
control secondary sexual characters
- D. Goblet cells of ileum and stimulates the  
secretion of succus entericus

**Answer:**



**Watch Video Solution**

51. Regurgitation of food from stomach is prevented by

A. Cardiac sphincter

B. Pyloric sphincter

C. Circular muscle

D. Muscularis mucosa

**Answer:**



**Watch Video Solution**

52. Secretion of gastric juice is stopped by

- A. Gastrin
- B. Enterogastrone
- C. Pancreaxymmin
- D. Cholecystokinin

**Answer:**



**Watch Video Solution**

**53.** The smallest structural units of proteins are called

A. Amino acids

B. Peptides

C. Proteoses

D. Peptones

**Answer:**



**Watch Video Solution**

54. The most important food element for growth and repair of tissue is

A. Glucose

B. Proteins

C. Vitamins

D. Calcium

**Answer:**



**Watch Video Solution**

55. To get ample supply of carbohydrates, one should eat

A. Rice

B. Meat

C. Grams

D. Carrots

**Answer:**



**Watch Video Solution**

**56.** Which of the following yield twice as many calories per gram as carbohydrate

A. Proteins

B. Fats

C. Minerals

D. Vitamins

**Answer:**



**Watch Video Solution**

57. Obesity can be controlled by reducing intake of calories from

A. Proteins

B. Minerals

C. Vitamins

D. Fats and carbohydrates

**Answer:**



**Watch Video Solution**



**58.** Marasmus is due to deficiency of

- A. Vitamins A, B and D
- B. Minerals Na, P and C
- C. Proteins and carbohydrates
- D. Fats and carbohydrates

**Answer:**



**Watch Video Solution**

**59.** Marasmus differ from kwashiorkor in

A. Absence of oedema

B. Match stick legs

C. Protruded belly

D. Anaemia

**Answer:**



**Watch Video Solution**

**60.** Jaundice is syndrome caused due to

A. Hyperbilirubinaemia

B. Hyprobilirubinaemia

C. Excess secretion of bile

D. All of these

**Answer:**



**Watch Video Solution**

**61.** Main biological cause of constipation is

A. Obesity

B. Low fibrous diet

C. Low protein diet

D. Neurological disfunction

**Answer:**



**Watch Video Solution**

**62.** Dental formula shows.

A. Structure of tooth

B. Monophyodont or diphydont Condition

C. Number of type of teeth in both jaws

D. Number of type of teeth in one half of  
both the jaws

**Answer:**



**Watch Video Solution**

**63.** In small intestine active absorptions occurs  
in case of

A. Glucose

B. Amino acids

C.  $Na^+$

D. All of the above

**Answer:**



**Watch Video Solution**

**64.** Intestinal villi are mainly concerned with

A. Assimilation

B. Absorption

C. Ultrafiltration

D. Secretion

**Answer:**



**Watch Video Solution**

**65.** Total number of canines in permanent dental set of human is

A. 4

B. 6

C. 2

D. 12

**Answer:**



**Watch Video Solution**

**66.** In human, digestion is,

A. Intercellular

B. Intracellular

C. Extracellular

D. Both a and b



**Answer:**



**Watch Video Solution**

**67.** Energy value of 9.3 Kcal/gm is that of

- A. Protein
- B. Carbohydrate
- C. Fat
- D. Vitamins

**Answer:**



Watch Video Solution

68. Which of the following digestive juices have the minimum PH.

A. Gastric juice

B. Bile

C. Saliva

D. Pancreatic juice

**Answer:**



69. In human, teeth which help in cutting

A. Canine

B. Incisor

C. Pre molar

D. Molar

**Answer:**



Watch Video Solution

70. The dentition not found in man is

- A. Thecodont
- B. Heterodont
- C. Diphyodont
- D. Lophodont

**Answer:**



**Watch Video Solution**

71. The daily dietary requirement of a moderately active adult individual is approximately

A. 1000 Kcal

B. 4000 kcal

C. 8000 kcal

D. 2500 kcal

**Answer:**



**Watch Video Solution**

**72.** Read the statement A and B. Statement A :  
In human small intestine is the longest  
portion of alimentary canal. Statement B :  
Absorption of digested food requires a very  
large surface area. Identify the correct choice  
on the two statements

- A. Statement A is correct, B is wrong
- B. Statement A and B both are correct
- C. Both the statements are wrong
- D. Statement B is correct, A is wrong

**Answer:**



**Watch Video Solution**

**73.** In the wall of alimentary canal, what is the actual sequence from outer to inner

A. Serosa, longitudinal muscle, mucosa, sub

mucosa

B. Mucosa, serosa, longitudinal muscle

C. Serosa, longitudinal muscle, submucosa,  
mucosa

D. Serosa, longitudinal muscle, circular  
muscle, submucosa, mucosa

**Answer:**



**Watch Video Solution**

**74.** Both the crown and root of a tooth is covered by a layer of bony hard substance called



A. Enamel

B. Dentine

C. Bony socket

D. Cement

**Answer:**



**Watch Video Solution**

**75.** Salivary amylase earlier known as

A. Gastrin

B. Glyoxylase

C. Ptyalin

D. Pepsin

**Answer:**



**Watch Video Solution**

**76.** Average kilocalorie of energy needed by woman is

A. Less than man

B. More than man

C. Equal to man

D. Can not be predicted

**Answer:**



**Watch Video Solution**

77. The digestive enzyme that is not found in human pancreatic juice is

A. Nucleotidase

B. Nuclease

C. Trypsin

D. Lipase

**Answer:**



**Watch Video Solution**

**78.** Which of the following is correct chronological order for enzyme activity of some enzyme taking part in protein digestion

A. Peptidase-trypsin-pepsin

B. Trypsin-pepsin-peptidase

C. Pepsin-peptidase-trypsin

D. Pepsin-trypsin-peptidase

**Answer:**



**Watch Video Solution**

**79.** Food and air pathway are divided at

A. Larynx

B. Pharynx

C. Oesophagus

D. Stomach

**Answer:**



**Watch Video Solution**

**80.** Number of milk teeth is

A. 52

B. 32

C. 20

D. 12

**Answer:**



**Watch Video Solution**

**81.** Find out correctly matched pair

A. Pepsinogen-zymogenic cells

B. HCl-Goblet cells

C. Mucus-Oxyntic cells

## D. Pancreatic juice-Salivary glands

**Answer:**



**Watch Video Solution**

**82.** Duodenum has characteristic brunner's glands. Which secrete two hormones, called

- A. Kinase, oestrogen
- B. secretin, chloecytokinin
- C. Prolactin, parathormone



D. Oestradiol, progesterone

**Answer:**



**Watch Video Solution**

**83.** Identify the false statement

A. Bile is secreted by gall bladder

B. Fundic stomach is the site of digestion

C. Parietal cells lie in wall of stomach

D. Bile is secreted by liver

**Answer:**



**Watch Video Solution**

**84.** Kwashiorkor disease is due to deficiency of

A. Hormone

B. Sugar

C. Fat

D. Protein

**Answer:**



Watch Video Solution

**85.** Which of the following is not a function of liver.

- A. Production of bile
- B. Production of insulin
- C. Glycogen storage
- D. Detoxification

**Answer:**



**86.** Deamination occurs in

A. Kidney

B. Liver

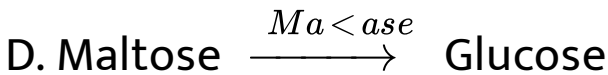
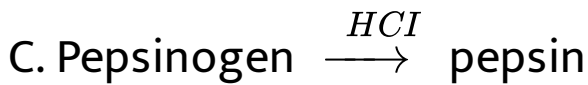
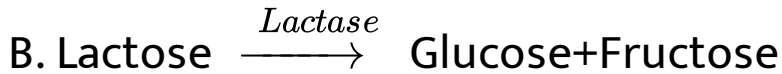
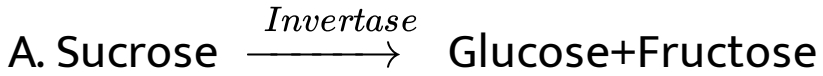
C. Nephron

D. a and b

**Answer:**



87. Point out the wrong enzymatic reaction



**Answer:**



**Watch Video Solution**

**88.** The enzyme enterokinase helps in conversion of

- A. caseinogen into casein
- B. pepsinogen into pepsin
- C. protein into polypeptides
- D. trypsinogen into trypsin

**Answer:**



**Watch Video Solution**

**89.** Goblet cells of alimentary canal are modified from

- A. Chondrocytes
- B. Compound epithelial cells
- C. Squamous epithelial cells
- D. Columnar epithelial cells

**Answer:**



**Watch Video Solution**

90. Identify the correct statement with reference to human digestive system.

A. Ileum is a highly coiled part

B. Vermiform appendix arises from duodenum

C. Ileum opens into small intestine

D. Serosa is the innermost layer of the alimentary canal

**Answer:**







[Watch Video Solution](#)

91. Gastric juice contains



[Watch Video Solution](#)

92. Choose the correct answer among the following:

Succus entericus in the name given to

A. junction between ileum and large intestine

B. Intestinal juice

C. swelling in gut

D. appendix

**Answer:**



**Watch Video Solution**

**93.** Acinar cells are present in..... .

A. Liver

B. Pancrease

C. Gastric glands

D. Intestinal glands

**Answer:**



**Watch Video Solution**

**94.** .....teeth are maximum in number in human buccal cavity.

A. Incisors

B. Canines

C. Premolars

D. Molars

**Answer:**



**Watch Video Solution**

**95.** Select odd one out on the basis of digestive functions of tongue.

A. Taste

B. Swallowing

C. Talking

D. Mixing of saliva in food

**Answer:**



**Watch Video Solution**

**96.** Complete the analogy: Ptyalin Amylase:

Pepsin..... .

A. Lipase

B. Galactose

C. Proenzyme

D. Protease

**Answer:**



**Watch Video Solution**

**97.** Select what is not true of intestinal villi among following.

A. They possess microvilli

B. They increase the surface area

C. They are supplied with capillaries and the lacteal vessels

D. They only participate in digestion of fats

**Answer:**



**Watch Video Solution**

**98.** Hepato-pancreatic duct opens into the duodenum and carries.

A. Bille

B. Pancreatic juice

C. Both bile and pancreatic juice

D. Saliva

**Answer:**



**Watch Video Solution**

**99.** One of the following is not a common disorder associated with digestive system.

A. Tetanus



B. Diarrhoea

C. Jaundice

D. Dysentery

**Answer:**



**Watch Video Solution**

**100.** A gland not associated with the alimentary canal is

A. Pancreas

B. Adrenal

C. Liver

D. Salivary glands

**Answer:**



**Watch Video Solution**

**101.** Match the two columns and select the correct among options given:

Column I	Column II
A. Biomacromolecules of food	i. Alimentary canal and gland
B. Human digestive system	ii. Embedded in jaw-bones.
C. Stomach	iii. Outer wall of visceral organs
D. Thecodont	iv. Converted into simple substances
E. Serosa	v. J-shaped bag like structure

A. A-ii, B-I, C-v, D-iii, E-iv

B. A-iv, B-I, C-v, D-ii, E-iii

C. A-I, B-ii, C-iii, D-iv, E-v

D. A-I, B-iii, C-ii, D-iv, E-v

**Answer:**



**Watch Video Solution**

**102.** Match the enzyme with their respective substrate and choose the right one among options given:

Column I	Column II
A. Lipase	i. Dipeptides
B. Nuclease	ii. Fats
C. Carboxypeptidase	iii. Nucleic acids
D. Dipeptidases	iv. Proteins, peptones and proteoses.

A. A-ii, B-iii, C-I, D-iv

B. A-iii, B-iv, C-ii, D-I

C. A-iii, B-I, C-iv, D-ii

D. A-ii, B-iii, C-iv, D-i

**Answer:**



**Watch Video Solution**

**103.** Give the dental formula of human beings.

A.  $\text{Frac}(3223)(3223)$

B.  $\text{Frac}(2123)(2123)$

C.  $\text{Frac}(1232)(1232)$

D.  $\text{Frac}(2233)(2233)$

**Answer:**



Watch Video Solution

**104.** Liver is the largest gland and is associated with various functions, choose one which is not correct.

- A. Metabolism of carbohydrate
- B. Digestion of fat
- C. Formation of bile
- D. Secretion of hormone called gastrin

**Answer:**



Watch Video Solution

**105.** Mark the right statement among the following:

A. Trypsinogen is an inactive enzyme

B. Trypsinogen is secreted by intestinal mucosa

C. Enterokinase is secreted by pancreas

D. Bile contains trypsin

**Answer:**



**Watch Video Solution**

**106.** Role of epiglottis is

- A. Protect oesophagus from entry of air
- B. Protect nasal chamber from entry of food
- C. Protect teeth from caries
- D. protect larynx from entry of food



**Answer:**



**Watch Video Solution**

**107.** Hardest part of human body is

A. Bone

B. Skull

C. Enamel

D. Crown of tooth

**Answer:**



Watch Video Solution

**108.** Dental formula of child is

A.  $\text{Frac}(2120)(2120)$

B.  $\text{Frac}(2114)(2114)$

C.  $\text{Frac}(2132)(2124)$

D.  $\text{Frac}(2102)(2102)$

**Answer:**



Watch Video Solution

**109.** Parotid salivary gland are present

A. Below the tongue

B. Below the ear

C. Below the orbit

D. In the angle between two jaws

**Answer:**



**Watch Video Solution**

**110.** Which is common passage in swallowing food and breathing

A. Larynx

B. Pharynx

C. Glottis

D. Gullet

**Answer:**



**Watch Video Solution**

**111.** Ileum is the part of

- A. Pelvic girdle
- B. Pectoral girdle
- C. Small intestine
- D. Large intestine

**Answer:**



**Watch Video Solution**

**112.** The movement in gut wall are known as

A. Diastole

B. Systole

C. Peristalsis

D. Metachronal

**Answer:**



**Watch Video Solution**

**113.** Which part of alimentary canal does not secrete any enzyme

A. Mouth

B. Oesophages

C. Stomach

D. Duodenum

**Answer:**



**Watch Video Solution**

**114.** The valve in between oesophagus and stomach is called

A. ileocolic valve

B. Gastric valve

C. Cardiac valve

D. pyloric sphincter

**Answer:**



**Watch Video Solution**

**115.** The swallowing of food from buccopharyngeal cavity to stomach is called



A. Deglutition

B. Mastication

C. Peristalsis

D. None of the above

**Answer:**



**Watch Video Solution**

**116.** Match column I with column II and choose the correct option

Column-I	Column-II
A. Globet cells	1. Antibacterial agent
B. Lysozyme	2. Mucus
C. Saliva	3. HCl
D. Oxyantic cells	4. Sublingual gland

	A	B	C	D
a)	3	1	4	2
b)	1	3	4	2
c)	2	3	1	4
d)	2	1	4	3



[Watch Video Solution](#)

117. How many types of cells are found in islet of Langerhans.

A. 5

B. 2

C. 3

D. 4

**Answer:**



**Watch Video Solution**

**118.** amylolytic enzymes are produced by

A. Salivary glands and liver

B. Salivary glands and pancrease

C. Stomach and liver

D. Stomach and pancreas

**Answer:**



**Watch Video Solution**

**119.** In mammals, digestion of starch starts from

A. large intestine

B. mouth

C. Stomach

D. Duodenum

**Answer:**



**Watch Video Solution**

**120.** Trypsinogen is an inactive pancreatic enzyme is activated by

A. Sucrose, galactose, maltose

B. Glucose, galactose, fructose

C. Maltose, glucose, galactose

D. None of the above

**Answer:**



**Watch Video Solution**

**Example**

1. What is nutrition?



**Watch Video Solution**

2. Enlist the processes that provide us energy to perform different activities.



**Watch Video Solution**

3. Our diet includes all necessary nutrients still we need to digest it why it is so?



**Watch Video Solution**

4. What will be the dental formula of a three year old child?



**Watch Video Solution**

5. What is dental caries and dental plaque?  
How can one avoid it?



**Watch Video Solution**

6. Who control the deglutition.





**Watch Video Solution**

7. Is deglutition voluntary or involuntary?



**Watch Video Solution**

8. What is heart burn? Why do we take antacids to control it?



**Watch Video Solution**

**9.** You must have heard about appendicitis. It is inflammation at appendix.



**Watch Video Solution**

**10.** Draw a neat labelled diagram of human alimentary canal and associate glands in situ.



**Watch Video Solution**

**11.** Write a note on human dentition.



**Watch Video Solution**

**12.** Liver is a vital organ. Justify.



**Watch Video Solution**

**13.** Muscularis layer in stomach is thicker than that in intestine. Why it is so?



**Watch Video Solution**

**14.** How can I keep my pancreas healthy. Can a person live without pancrease?



**Watch Video Solution**

**15.** Make a flow chart for digestion of carbohydrate.



**Watch Video Solution**

**16.** What is a proenzyme? Enlist various proenzymes involved in process of digestion and state their function.



**Watch Video Solution**

**17.** Differentiate between chyme and chyle.



**Watch Video Solution**

**18.** Digestion of fats take place only after the food reaches small intestine. Give reason.



**Watch Video Solution**

**19.** What is the important of balanced diet for body?



**Watch Video Solution**

**20.** Are jaundice and hepatitis same disorders?



[Watch Video Solution](#)

21. For the school athletic meet, Shriya was advised to consume either Glucon-D or fruit juice but no sugarcane juice. Why it must be so?"



[Watch Video Solution](#)

22. Alcoholic people may suffer from liver disorder. Do you agree? Explain your answer.





[Watch Video Solution](#)

**23.** Digestive action of pepsin comes to a stop when food reaches small intestine. Justify.



[Watch Video Solution](#)

**24.** Small intestine is very long and coiled. Even if we jump and run, why it does not get twisted? What can happen if it gets twisted?



[Watch Video Solution](#)



**25.** The food mixes thoroughly with the acidic gastric juice of the stomach by the churning movements of its muscular wall. What do we call the food then?



**Watch Video Solution**

**26.** Trypsinogen is an inactive enzyme of pancreatic juice. An enzyme, enterokinase, activates it. Which tissue cells secrete this enzyme? How is it activated?





[Watch Video Solution](#)

27. In which part of alimentary canal does absorption of water, simple sugars and alcohol takes place?



[Watch Video Solution](#)

28. Name the enzymes involved in the breakdown of nucleotides into sugars and bases?



[Watch Video Solution](#)

**29.** Digestion is



**Watch Video Solution**

**30.** What do we call the type of teeth attachment to jaw bones in which each tooth is embedded in a socket of jaws bones?



**Watch Video Solution**

**31.** Stomach is located in upper left portion of the abdominal cavity and has three major parts. Name these three parts.



**Watch Video Solution**

**32.** Does gall bladder make bile?



**Watch Video Solution**

**33.** Correct the following statements by deleting one of entries

Goblet cells are located in the intestinal mucosal epithelium and secrete chymotrypsin/mucus



**Watch Video Solution**

**34.** Correct the following statements by deleting one of entries

Fats are broken down into di and

monoglycerides with the help of amylase/lipase.



[Watch Video Solution](#)

**35.** Correct the following statements by deleting one of entries

Saliva contains enzymes that digest starch/protein.



[Watch Video Solution](#)

**36.** Digestive enzymes are secreted at appropriate time in our body? How does it happen?



**Watch Video Solution**

**37.** Explain why human dentition is considered as thecodont, diphyodont, and heterodont.



**Watch Video Solution**

**38.** Explain heterocrine nature of pancreas with the help of histological structure.



**Watch Video Solution**

**39.** Write short note on Position and function of Salivary glands.



**Watch Video Solution**

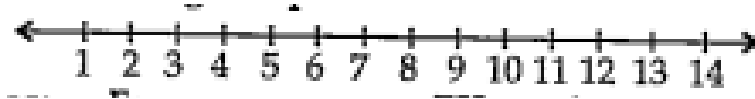
**40.** Write a note on Jaundice.





[Watch Video Solution](#)

41. Find out pH maxima for salivary anylase, trypsin, nucleotidase and pepsin and place on the give pH scale.



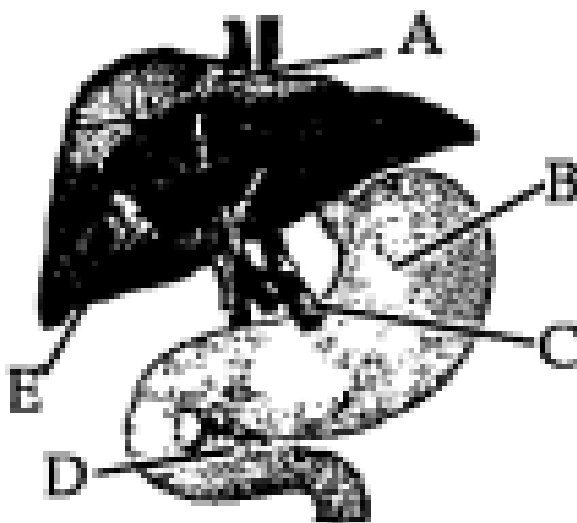
[Watch Video Solution](#)

42. Write the name of protein deficiency disorder and write symptoms of it.



Watch Video Solution

**43.** Observe the diagram given below label the A, B, C, D, E and write the function of A, B in detail.



Watch Video Solution

**44.** What is pancreas? Mention the major secretions of pancreas that are helpful in digestion.



**Watch Video Solution**

**45.** Name the part of the alimentary canal where major absorption of digested food takes place. What are the absorbed forms of different kinds of food materials?



**Watch Video Solution**

**46.** List the organs of human alimentary canal and name the major digestive glands with their location.



**Watch Video Solution**

**47.** What is the role of gall bladder? What may happen if it stops functioning or is removed?



**Watch Video Solution**

**48.** Correct the statement given below by the right option shown in the bracket against them.

Absorption of amino acids and glycerol takes place in the (small intestine/large intestine)



**Watch Video Solution**

**49.** Correct the statement given below by the right option shown in the bracket against them.

The faeces in the rectum initiate a reflex

causing an urge for its removal.

(neural/hormonal)



[Watch Video Solution](#)

**50.** Correct the statement given below by the right option shown in the bracket against them.

Skin and eyes turn yellow in infection.

(Liver/Stomach)



[Watch Video Solution](#)

**51.** Correct the statement given below by the right option shown in the bracket against them.

Pancreatic juice and bile are released through.  
(intestine-pancreatic/hepato-pancreaticduct)



**Watch Video Solution**

**52.** Correct the statement given below by the right option shown in the bracket against them.

Dipeptides, disaccharides and glycerides are

broken down into simple substances in region of small intestine. (Jejunum/duodenum)



[Watch Video Solution](#)

**53.** What are three major types of cells found in the gastric glands? Name their secretions.



[Watch Video Solution](#)

**54.** How is the intestinal mucosa protected from the acidic food entering from stomach?





**Watch Video Solution**

**55.** Distinguish between constipation and indigestion. Mention their major causes.



**Watch Video Solution**

**56.** Describe the enzymatic action on fats in the duodenum.



**Watch Video Solution**

**57.** What are the various enzymatic types of glandular secretions in our gut helping digestion of food? What is the nature of endproducts obtained after complete digestion



**Watch Video Solution**

**58.** Discuss mechanism of absorption.



**Watch Video Solution**

**59.** Discuss the role of hepato-pancreatic complex in digestion of carbohydrate, protein and fat components of food.



**Watch Video Solution**

**60.** Write a note on digestion in buccal cavity.



**Watch Video Solution**

**61.** Match column I with column II

Column I	Column II
a) Bilirubin and biliverdin	i) Parotid
b) Hydrolysis of starch	ii) Bile
c) Digestion of fat	iii) Lipases
d) Salivary gland	iv) Amylases



**Watch Video Solution**

**62.** Why are villi present in the intestine and not in the stomach?



**Watch Video Solution**

**63.** How does pepsinogen change into its active form?



**Watch Video Solution**

**64.** What are the basic layers of the wall of alimentary canal?



**Watch Video Solution**

**65.** How does bile help in the digestion of fats?



[Watch Video Solution](#)

**66.** Explain the physiological process of digestion of the stomach.



[Watch Video Solution](#)

**67.** Give the dental formula of human beings.



[Watch Video Solution](#)

**68.** Bile juice contains no digestive enzymes, yet it is important for digestive enzymes, yet it is important for digestion. Why?



**Watch Video Solution**

**69.** Describe the digestive role of chymotrypsin. Which two other digestive enzymes of the same category are secreted by its source gland?



**Watch Video Solution**

**70.** How are polysaccharides and disaccharides digested?



**Watch Video Solution**

**71.** What would happen if HCl were not secreted in the stomach?



**Watch Video Solution**



**72.** How does butter in your food get digested and absorbed in the body?



**Watch Video Solution**

**73.** Discuss the main steps in the digestion of proteins as the food passes through different parts of the alimentary canal.



**Watch Video Solution**

**74.** Explain the term thecodont and diphodont.



**Watch Video Solution**

**75.** Name different types of teeth and their number in an adult human.



**Watch Video Solution**

**76.** Mark the important function of liver



**Watch Video Solution**