



# PHYSICS

## BOOKS - HC VERMA

### X-Rays

#### Worked Out Examples

1. Find the maximum frequency, the X-ray emitted by an X-ray tube operating at  $30kV$



Watch Video Solution

2. An X-ray tube operates at 20 kV. A particular electron loses 5% of its kinetic energy to emit an X-ray photon at the first collision. Find the wavelength corresponding to this photon.



**Watch Video Solution**

3. An x-ray tube is operated at  $20kV$  and the current through the tube is  $0.5mA$ . Find (a) the number of electrons hitting the target per

second, (b) the energy falling on the target per second as the kinetic energy of the electrons and (c) the cutoff wavelength of the X-rays emitted.



[Watch Video Solution](#)

4. Find the constants  $a$  and  $b$  in Moseley's equation  $\sqrt{\nu} = a(Z - b)$  from the following data.

*Find the constants  $a$  and  $b$  in Moseley's equation  $\sqrt{\nu} = a(Z - b)$  from the following data.*

| Element | $Z$ | Wavelength of $K_{\alpha}$ X-ray |
|---------|-----|----------------------------------|
| Mo      | 42  | 71 pm                            |
| Co      | 27  | 178.5 pm                         |



[Watch Video Solution](#)

5. The  $K_{\alpha}$  X-ray of molybdenum has wavelength 71pm. If the energy of a molybdenum atom with a K electron knocked out is  $23.32\text{keV}$ . What will be the energy of this atom when an L-electron is knocked out ?



**Watch Video Solution**

6. Show that the frequency of  $K_{\beta}$  X-rays of material is equal to the sum of frequencies of

$K_\alpha$  and  $L_\alpha$  X-rays of the same material.



[Watch Video Solution](#)

## Short Answer

1. When a Coolidge tube is operated for some time it becomes hot. Where does the heat come from?



[Watch Video Solution](#)

2. In a Coolidge tube, electrons strike the target and stop inside it. Does the target get more and more negatively charged as time passes?



**Watch Video Solution**

3. can X-rays be used for photoelectric effect?



**Watch Video Solution**

4. Can X-rays be polarized?



**Watch Video Solution**

5. X-ray and visible light travel at the same speed in vacuum. Do they travel at the same speed in glass?



**Watch Video Solution**

6. Characteristic X-rays may be used to identify the element from which they are coming. Can continuous X-rays be used for this purpose?



[Watch Video Solution](#)

7. Is it possible that in a Coolidge tube characteristic  $L_{\alpha}$  X-rays are emitted but not  $K_{\alpha}$  X-rays?



[Watch Video Solution](#)



8. Can  $L_\alpha$  X-ray of one material have shorter wavelength than  $K_\alpha$  X-ray of another?



[Watch Video Solution](#)

9. Can a hydrogen atom emit characteristic X-ray?



[Watch Video Solution](#)

**10.** Why is exposure to X-ray injurious to health but exposure to visible light is not, when both are electromagnetic waves?



**Watch Video Solution**

## Objective 1

**1.** X-ray beam can be deflected

A. by an electric field

B. by a magnetic field

C. by an electric field as well as by a  
magnetic field

D. neither by an electric field nor by a  
magnetic field

**Answer: D**



**Watch Video Solution**

2. Consider a photon of continuous X-ray coming from a Coolidge tube. Its energy comes from

A. the kinetic energy of the striking electron

B. the kinetic energy of the free electrons of the target

C. the kinetic energy of the ions of the target

D. an atomic transition in the target

**Answer: A**



**Watch Video Solution**

3. The energy of a photon of characteristic X-ray from a Coolidge tube comes from

A. the kinetic energy of the striking electron

B. the kinetic energy of the free electrons of the target

C. the kinetic energy of the ions of the target

D. an atomic transition in the target

**Answer: D**



**Watch Video Solution**

4. If the potential difference applied to tube is doubled and the separation between the filament and the target is also doubled, the cutoff wavelength

A. will remain unchanged

B. will be doubled

C. will be halved

D. will become four times the original

**Answer: C**



**Watch Video Solution**

5. If the current in the circuit for heating the filament is increased, the cutoff wavelength

A. will increase

B. will decrease

C. will remain unchanged

D. will change

**Answer: C**



**Watch Video Solution**

6. Moseley's law for characteristic X-rays is

$$\sqrt{\nu} = a(Z - b). \text{ In this,}$$



A. both a and b are independent of the material

B. a is independent but b depends on the material

C. b is independent but a depends on the material

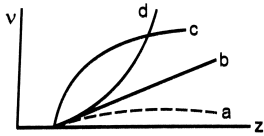
D. both a and b depend on the material

**Answer: A**



**Watch Video Solution**

7. Frequencies of  $K_{\alpha}$  X-rays of different materials are measured. Which one of the graphs in figure (44-Q1) may represent the relation between the frequency  $\nu$  and the atomic number  $Z$ .



**Watch Video Solution**

8. The X-ray beam coming from an X-ray tube

A. is monochromatic

B. has all wavelengths smaller than a certain maximum wavelength

C. has all wavelengths greater than a certain minimum wavelength

D. has all wavelengths lying between a minimum and a maximum wavelength

**Answer: C**



**Watch Video Solution**

9. One of the following wavelength is absent and the rest are present in the X-rays coming from a Coolidge tube. Which one is the absent wavelength?

A. 25 pm

B. 50 pm

C. 75 pm

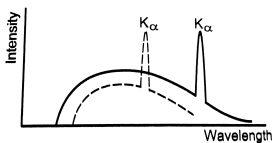
D. 100 pm

**Answer: A**



**Watch Video Solution**

10. Figure shows the intensity-wavelength relations of X-rays coming from two different Coolidge tube. The solid curve represents the relation for the tube A in which the potential difference between the target and the filament is  $V_A$  and the atomic number of the target material is  $Z_A$ . These quantities are  $V_\beta$  and  $Z_\beta$  for the other tube. Then,



A.  $V_A > V_B, Z_A > Z_B$

B.  $V_A > V_B, Z_A < Z_B$

C.  $V_A < V_B, Z_A > Z_B$

D.  $V_A < V_B, Z_A < Z_B$

**Answer: B**



**Watch Video Solution**

**11.** 50% of the X-ray coming from a Coolidge tube is able to pass through a 0.1 mm thick aluminium foil. If the potential difference

between the target and the filament is increased, the fraction of the X-ray passing through the same foil will be

A. 0

B.  $<50\%$

C. 0.5

D.  $>50\%$

**Answer: D**



**Watch Video Solution**

12. 50% of the X-ray coming from a Cooling tube is able to pass through a 0.1 mm thick aluminium foil. The potential difference between the target and the filament is increased. The thickness of aluminium foil, which will allow 50% of the X-ray to pass through, will be

A. zero

B.  $< 0.1\text{mm}$

C.  $0.1\text{mm}$

D.  $> 0.1\text{mm}$



**Answer: D**



**Watch Video Solution**

**13.** X-ray from a Coolidge tube is incident on a thin aluminium foil. The intensity of the X-ray transmitted by the foil is found to be  $I_0$ . The heating current is increased so as to increase the temperature of the filament. The intensity of the X-ray transmitted by the foil will be

A. zero

B.  $< I_0$

C.  $I_0$

D.  $> I_0$

**Answer: D**



**Watch Video Solution**

**14.** Visible light passing through a circular hole forms a diffraction disc of radius 0.1 mm on a screen. If X-ray is passed through the same set-up, the radius of the diffraction disc will be

A. zero

B.  $< 0.1\text{mm}$

C.  $0.1\text{mm}$

D.  $> 0.1\text{mm}$

**Answer: B**



**Watch Video Solution**

**Objective 2**

1. For harder X-rays,

A. the wavelength is higher

B. the intensity is higher

C. the frequency is heigher

D. the photon energy is higher

**Answer: C::D**



**Watch Video Solution**

2. Cutoff wavelength of X-rays coming from a Coolidge tube depends on the

A. target material

B. accelerating voltage

C. separation between the target and the filament

D. temperature of the filament

**Answer: B**



**Watch Video Solution**

**3.** mark the correct options.

A. An atom with a vacancy has smaller energy than a neutral atom.

B. K X-ray is emitted when a hole makes a jump from the K shell to some other shell.

C. The wavelength of K X-ray is smaller than the wavelength of L X-ray of the same material.

D. The wavelength of  $K_\alpha$  X-ray is smaller than the wavelength of  $K_\beta$  X-ray of the same material.

**Answer: B::C**



**Watch Video Solution**

4. For a given material, the energy and wavelength of characteristic X-rays satisfy

$$\text{A. } E(K_\alpha) > E(K_\beta) > E(K_\gamma)$$

B.  $E(M_\alpha) > E(L_\alpha) > E(K_\alpha)$

C.  $\lambda(K_\alpha) > \lambda(K_\beta) > \lambda(K_\gamma)$

D.  $\lambda(M_\alpha) > \lambda(L_\alpha) > \lambda(K_\alpha)$

**Answer: C::D**



**Watch Video Solution**

5. The potential difference applied to an X-ray tube in increase. As a result, in the emmited radiation



- A. the intensity increases
- B. the minimum wavelength increases
- C. the intensity remains unchanged
- D. the minimum wavelength decreases

**Answer: C::D**



**Watch Video Solution**

6. When an electron strikes the target in a Coolidge tube, its entire kinetic energy

A. is converted into a photon

B. may be converted into a photon

C. is converted into heat

D. may be converted into heat

**Answer: B::D**



**Watch Video Solution**

**7. X-ray incident on a material**

A. exerts a force on it

B. transfers energy to it

C. transfers momentum to it

D. transfers impulse to it

**Answer: A::B::C::D**



**Watch Video Solution**

**8.** Consider a photon of continuous X-ray and a photon of characteristic X-ray of the same wavelength. Which of the following is/are different for the two photons?

A. Frequency

B. Energy

C. Penetrating power

D. Method of creation

**Answer: D**



**Watch Video Solution**

**Exercises**

1. Find the energy, the frequency and the momentum of an X-ray photon of wavelength 0.10 nm.



[Watch Video Solution](#)

2. Iron emits  $K_{\alpha}$  X-ray of energy 6.4 keV and Calcium emits  $K_{\alpha}$  X-ray of energy 3.69 keV. Calculate the times taken by an iron  $K_{\alpha}$  photon and a calcium  $K_{\alpha}$  photon to cross through a distance of 3 km.



[Watch Video Solution](#)

3. Find the cutoff wavelength for the continuous X-rays coming from an X-ray tube operating at 30 kV.



[Watch Video Solution](#)

4. What potential difference should be applied across an X-ray tube to get X-ray of wavelength not less than 0.10 nm? What is the maximum energy of a photon of this X-ray in joule?



[Watch Video Solution](#)

5. The X-ray coming from a Coolidge tube has a cutoff wavelength of 80 pm. Find the kinetic energy of the electrons hitting the target.



[Watch Video Solution](#)

6. If the operating potential in an X-ray tube is increased by 1%, by what percentage does the cutoff wavelength decrease?



[Watch Video Solution](#)



[Watch Video Solution](#)

7. The distance between the cathode (filament) and the target in an X-ray tube is 1.5 m. If the cutoff wavelength is 30 pm, find the electric field between the cathode and the target.



[Watch Video Solution](#)

8. The short-wavelength limit shifts by 26 pm when the operating voltage in an X-ray tube is increased to 1.5 times the original value. What



was the original value of the operating voltage?



**Watch Video Solution**

9. The electron beam in a colour TV is accelerated through 32 kV and then strikes the screen. What is the wavelength of the most energetic X-ray photon?



**Watch Video Solution**

**10.** When 40 kV is applied across an X-ray tube, X-ray is obtained with a maximum frequency of  $9.7 \times 10^{18}$  Hz. Calculate the value of Planck constant from these data.



**Watch Video Solution**

**11.** An X-ray tube operates at 40 kV. Suppose the electron converts 70% of its energy into a photon at each collision. Find the lowest three wavelengths emitted from the tube. Neglect

the energy imparted to the atom with which the electron collides.



[Watch Video Solution](#)

12. The wavelength of  $K_{\alpha}$  X-ray of tungsten is  $21.3 \text{ pm}$ . It takes  $11.3 \text{ keV}$  to knock out an electron from the L shell of a tungsten atom. What should be the minimum accelerating voltage across an X-ray tube having tungsten target which allows production of  $K_{\alpha}$  X-ray?



[Watch Video Solution](#)

**13.** The  $K_{\beta}$  X-ray of argon has a wavelength of 0.36 nm. The minimum energy needed to ionize an argon atom is 16 eV. Find the energy needed to knock out an electron from the K shell of an argon atom.



**Watch Video Solution**

**14.** The  $k_{\alpha}$  X-rays of aluminium ( $Z = 13$ ) and zinc ( $Z = 30$ ) have wavelengths 887 pm and 146 pm respectively. Use Moseley's law

$$\sqrt{v} = a(Z - b) \rightarrow f \in \text{dthewave} \leq n > \text{hofthe}$$

$K_{\alpha}$  X-ray of iron ( $Z = 26$ ).



[Watch Video Solution](#)

15. A certain element emits  $K_{\alpha}$  X-ray of energy  $3.69 \text{ keV}$ . Use the data from the previous problem to identify the element.



[Watch Video Solution](#)

16. The  $k_{\beta}$  X-rays from certain elements are given below. Draw a Moseley-type plot of  $\sqrt{\nu}$  versus  $Z$  for  $K_{\beta}$  radiation

Element Ne P Ca Mn Zn Br

Energy (keV) 0.858 2.14 4.02 6.51 9.57 13.3.



[Watch Video Solution](#)

17. Use Moseley's law with  $b = 1$  to find the frequency of the  $K_{\alpha}$  X-ray of  $La(Z = 57)$  if the frequency of the  $K_{\alpha}$  X-ray of  $Cu(Z = 29)$  is known to be  $1.88 \times 10^{18}$  Hz.



[Watch Video Solution](#)

18. The  $K_\alpha$  and  $K_\beta$  X-rays of molybdenum have wavelengths  $0.71\text{\AA}$  and  $0.63\text{\AA}$  respectively.

Find the wavelength of  $L_\alpha$  X-ray of molybdenum.



[Watch Video Solution](#)

19. The wavelength of  $K_\alpha$  and  $L_\alpha$  X-rays of a material are  $21.3\text{ pm}$  and  $141\text{ pm}$  respectively.

Find the wavelength of  $K_{\beta}$  X-ray of the material.



[Watch Video Solution](#)

20. The energy of a silver atom with a vacancy in K shell is 25.31 keV, in L shell is 3.56 keV and in M shell is 0.530 keV higher than the energy of the atom with no vacancy. Find the frequency of  $K_{\alpha}$ ,  $K_{\beta}$  and  $L_{\alpha}$  X-rays of silver.



[Watch Video Solution](#)



21. Find the maximum potential difference which may be applied across an X-ray tube with tungsten target without emitting any characteristics K or L X-ray. The energy levels of the tungsten atom with an electron knocked out are as follows.

Cell containing vacancy K L M

Energy in keV 69.5 11.3 2.3



[Watch Video Solution](#)

**22.** The electric current in an X-ray tube (from the target to the filament) operating at  $40\text{ kV}$  is  $10\text{ mA}$ . Assume that on an average, 1% of the total kinetic energy of the electrons hitting the target are converted into X-rays and (b) how much heat is produced in the target every second?



**Watch Video Solution**

**23.** Heat at the rate of  $200\text{ W}$  is produced in an X-ray tube operating at  $20\text{ kV}$ . Find the current

in the circuit. Assume that only a small fraction of the kinetic energy of electron is converted into X-rays.



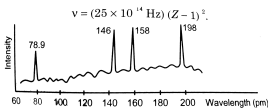
[Watch Video Solution](#)

**24.** Continuous X-rays are made to strike a tissue paper soaked with polluted water. The incoming X-rays excite the atoms of the sample by knocking out the electrons from the inner shells. Characteristic X-rays are subsequently emitted. The emitted X-rays are

analysed and the intensity is plotted against the wavelength (figure 44\*E1). Assuming that only  $K_{\alpha}$  intensities are detected, list the elements present in the sample from the plot.

Use Moseley's equation.

$$\nu = (25 \times 10^{14} \text{ Hz})(Z - 1)^2.$$



**Watch Video Solution**

**25.** A free atom of iron emits  $K_{\alpha}$  X-rays of energy 6.4 keV. Calculate the recoil kinetic

energy of the atom. Mass of and iron atom

$$= 9.3 \times 10^{-26} \text{ kg.}$$



[Watch Video Solution](#)

**26.** The stopping potential in a photoelectric experiment is linearly related to the inverse of the wavelength  $\left(\frac{1}{\lambda}\right)$  of the light falling on the cathode. The potential difference applied across an X-ray tube is linearly related to the inverse of the cutoff wavelength  $\left(\frac{1}{\lambda}\right)$  of the X-ray emitted. Show that the slopes of the

lines in the two cases are equal and find its value.



[Watch Video Solution](#)

**27.** Suppose a monochromatic X-ray beam of wavelength  $100 \text{ pm}$  is sent through a Young's double slit and the interference pattern is observed on a photographic plate placed  $40 \text{ cm}$  away from the slit. What should be the separation between the slits so that the

successive maxima on the screen are separated by a distance of 0.1 mm?



**Watch Video Solution**