



MATHS

BOOKS - CENGAGE PUBLICATION

GRAPHICAL TRANSFORMATIONS

Illustration

1. Plot $y = |x|$, $y = |x - 2|$, and $y = |x| + 2$



Watch Video Solution

2. Draw the graph of $y = \sin^{-1}(x - 3)$.



[Watch Video Solution](#)

3. Draw the graph of $y = \log_e(x + 3)$,



[Watch Video Solution](#)

4. Draw the graph of

$$y = \cot^{-1} x + \sec^{-1} x + \operatorname{cosec}^{-1} x.$$



[Watch Video Solution](#)

5. Draw the graph of $y = |x - 3| + 1$.



[Watch Video Solution](#)

6. Solve $|x - 1| - |x + 3| < 6$ graphically



[Watch Video Solution](#)

7. For $a \leq 0$, determine all real roots of the equation $x^2 - 2a|x - a| - 3a^2 = 0$



Watch Video Solution

8. Consider the function

$$f(x) = \begin{cases} x - [x] - \frac{1}{2} & x \notin I \\ 0 & x \in I \end{cases} \quad \text{where } [.]$$

denotes the greatest integer function and I is

the set of integers. Then find

$$g(x) = \max \{x^2, f(x), |x|\}, \quad -2 \leq x \leq 2.$$



Watch Video Solution

9. Draw the graph of $y = \log_e 3x$ and compare with $y = \log_e x$.



Watch Video Solution

10. Draw the graph of $y = \cos^{-1}(x/4)$ and compare with $y = \cos^{-1} x$.



Watch Video Solution

11. Draw the graph of $y = 0.5(x - 1)^2$ and compare with $y = (x - 1)^2$.



Watch Video Solution

12. Plot $y = \sin x$ and $y = \sin 2x$.



Watch Video Solution

13. If $n \sin x = \log_e x$ has exactly 1 root, then find the possible value of n ($n \in \mathbb{N}$).



Watch Video Solution

14. Plot the curve $y = (\log)_e(-x)$.



Watch Video Solution

15. Draw the graph of $y = 2^{-x}$.



Watch Video Solution

16. Draw the graph of $y = \cot^{-1}(-x)$.



Watch Video Solution

17. Draw the graph of $y = -\cot^{-1} x$.



Watch Video Solution

18. Draw the graph of $y = -\log_e x$.



Watch Video Solution

19. Draw the graph of $y = 2 - |x - 1|$.



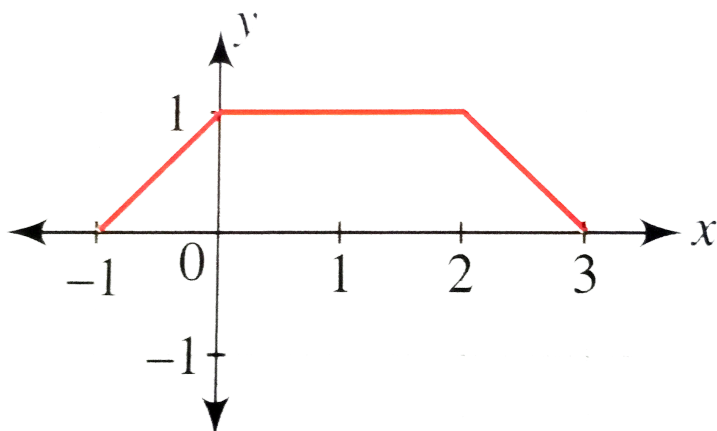
Watch Video Solution

20. Draw the graph of $y = \sin^{-1}(\cos x)$.



Watch Video Solution

21. Given the graph of $y = f(x)$.



Draw the graphs of the followin.

(a) $y = f(1 - x)$ (b) $y = -2f(x)$

(c) $y = f(2x)$ (d) $y = 1 - f(x)$



[Watch Video Solution](#)

22. Draw the graph for $y = |\log x|$



[Watch Video Solution](#)

23. Draw the graph of $y = |\sin x|$ and hence

the graph of $y = \sin^{-1}|\sin x|$.



Watch Video Solution

24. Draw the graph of $y = f(x) = \sqrt{1 - \cos x}$



Watch Video Solution

25. Draw the graph of $y = |\sin x - 0.5|$.



Watch Video Solution

26. The number of solutions of $2 \cos x = |\sin x|$, $0 \leq x \leq 4\pi$, is (a) 0 (b) 2 (c) 4 (d) infinite



Watch Video Solution

27. Solve $|x^2 + 4x + 3| + 2x + 5 = 0$.



Watch Video Solution

28. Solve $\cos 2x > |\sin x|$, $x \in \left(-\frac{\pi}{2}, \pi\right)$



Watch Video Solution

29. Prove that the equation $2 \sin x = |x| + a$

has no solution for $a \in \left(\frac{3\sqrt{3} - \pi}{3}, \infty \right)$.



Watch Video Solution

30. Solve $|x^2 - 1| + |x^2 - 4| < 6$ graphically.



Watch Video Solution

31. Discuss the differentiability of

$$f(x) = \min . \{|x|, |x - 2|, 2 - |x - 1|\}.$$



Watch Video Solution

32. If the equation $|x^2 + bx + c| = k$ has four

real roots, then a. $b^2 - 4c > 0$ and

$0 < k < \frac{4c - b^2}{4}$ b. $b^2 - 4c < 0$ and

$0 < k < \frac{4c - b^2}{4}$ c. $b^2 - 4c > 0$ and

$k > \frac{4c - b^2}{4}$ d. none of these



Watch Video Solution

33. Sketch the curve $y = \log|x|$



Watch Video Solution

34. Draw the graph of $y = \sin|x|$.



Watch Video Solution

35. Draw the graph of $y = [|x|]$, where $[.]$ denotes the greatest integer function.



Watch Video Solution

36. Draw the graph of $y = \sin^{-1}|x|$.



Watch Video Solution

37. Draw the graph of $y = \tan^{-1}|x|$.



Watch Video Solution

38. Draw the graph of $y = \{|x|\}$, where $\{.\}$ represents the fractional part function.



Watch Video Solution

39. If $y = x^3 - 3x + 2$, then draw the graph of $y = |x^3 - 3x + 2|$



Watch Video Solution

40. Draw the graph of $y = \left| 1 - \frac{1}{|x| - 2} \right|$.



Watch Video Solution

41. Draw the graph of $|y| = |2^{|x|} - 3|$.



Watch Video Solution

42. Find the total number of solutions of

$$\sin \pi x = \left| \sin \left(\frac{\pi}{2} x \right) \right|$$



Watch Video Solution

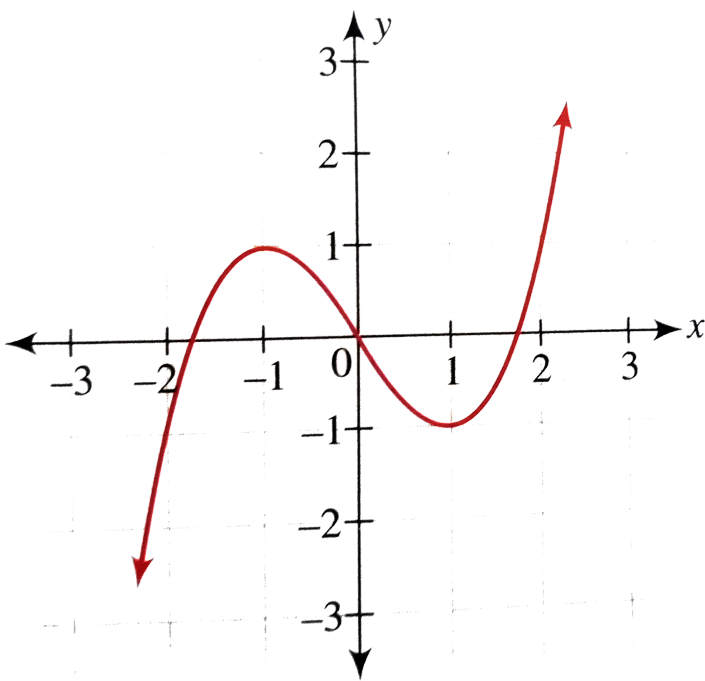
43. Find the number of solutions to

$$7^{|x|} (|1 - |x||) = 1.$$



Watch Video Solution

44. The graph of the function $y = f(x)$ is shown.



Find the number of solutions to the equation

$$||f(x)| - 1| = \frac{1}{2}.$$



Watch Video Solution

45. Consider the function

$$f(x) = x^2 + bx + c, \text{ where } D = b^2 - 4c > 0$$

, then match the following columns.

Column I	Column II
Values of b and c	Number of points of non-differentiability of $g(x) = f(x) $
(a) $b < 0, c > 0$	(p) 1
(b) $c = 0, b < 0$	(q) 2
(c) $c = 0, b > 0$	(r) 3
(d) $b = 0, c < 0$	(s) 5



Watch Video Solution

46. Draw the graph of $|y| = \sin x$.



Watch Video Solution

47. Draw the graph of $|y| = \tan x$.



Watch Video Solution

48. Sketch the curve $|y| = (x - 1)(x - 2)$.



Watch Video Solution

49. Draw the graph of $|y| = \{x\}$, where $\{.\}$ represents the fractional part function.





[Watch Video Solution](#)

50. Draw the graph of $|x| + |y| = 1 + x$.



[Watch Video Solution](#)

51. Draw the graph of $|x| - |y| = 2$ using graphical transformation.



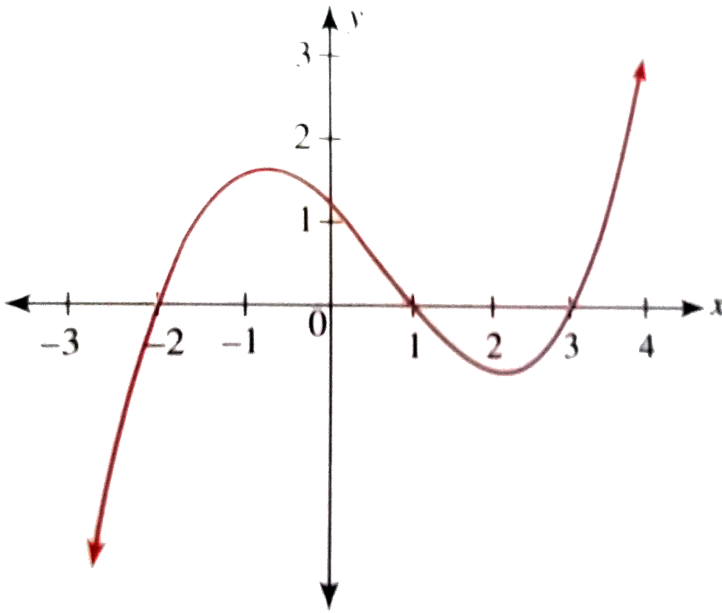
[Watch Video Solution](#)

52. Draw the graph of $y = |2^{|x|} - 3|$.



Watch Video Solution

53. The graph of the function $y = f(x)$ is as shown in the figure.



Then draw the graphs of

(i) $y = \text{sgn}(f(x))$ (ii) $y = |f(x)|$

(iii) $y = x^{\text{sgn}(f(x))}$



Watch Video Solution

54. about to only mathematics



[Watch Video Solution](#)

55. Draw the graph and discuss the continuity of $f(x) = [\sin x + \cos x]$, $x \in [0, 2\pi]$, where $[.]$ represents the greatest integer function.



[Watch Video Solution](#)

56. Draw the graph and find the points of discontinuity for

$$f(x) = [x^2 - x - 1], x \in [-1, 2] \quad ([.]$$

represents the greatest integer function).



[Watch Video Solution](#)

57. Draw the graph of $y = \tan^{-1} x + \cot^{-1} x$



[Watch Video Solution](#)

58. Draw the graph of $y = \left| \frac{1}{|x|} - 2 \right|$.



Watch Video Solution

59. Draw the graph of

$$y = \tan^{-1} x + \cos^{-1} x + \sin^{-1} x.$$



Watch Video Solution

60. Draw the graph of

$$|y| = (x - 1)(x - 2)(x - 3).$$



Watch Video Solution

61. Draw the graph of $y = 2 \sin^{-1}(x/3)$.



Watch Video Solution

62. Draw the graph of $y = \cot^{-1}(-x)$.



Watch Video Solution

63. Draw the graph of $y = \sec^{-1}|x|$.



Watch Video Solution

64. Draw the graph of $y = |\log_e(x + 3)|$.



Watch Video Solution

65. Draw the graph of $y = |\log_e|x||$.



Watch Video Solution

66. Draw the graph of $y = |\{x\} - 0.5|$, where $\{.\}$ represents the fractional part function.



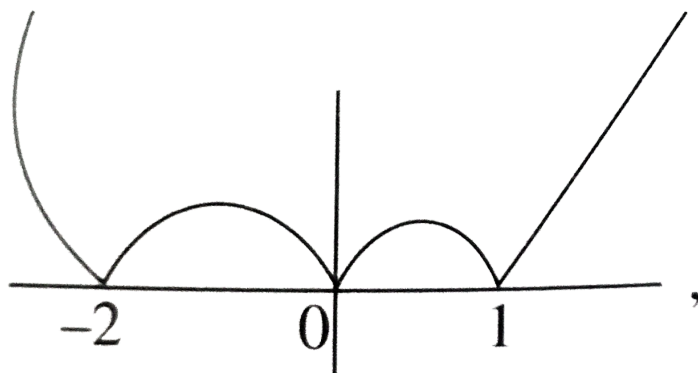
Watch Video Solution

67. Draw the graph of $y = |\sin x| + \sin|x|$.



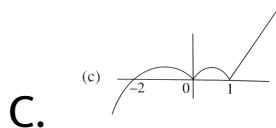
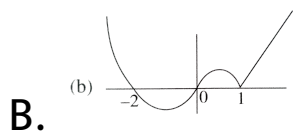
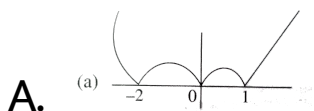
Watch Video Solution

68. If the graph of $y = |f(x)|$ is as shown in figure

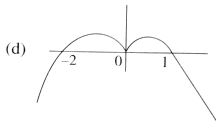


figure

then the graph of $y = f(x)$ may be



D.



Answer:



Watch Video Solution

69. The number of real solutions of the equation

$$\sqrt{1 + \cos 2x} = \sqrt{2} \sin^{-1}(\sin x), \quad -\pi \leq x \leq \pi$$

is 0 (b) 1 (c) 2 (d) infinite



Watch Video Solution

70. Find the number of real solutions to the equation $\log_{0.5}|x| = 2|x|$.



[Watch Video Solution](#)

71. Find the number of points where the function $f(x) = \max(|\tan x|, \cos|x|)$ is non-differentiable in the interval $(-\pi, \pi)$.



[Watch Video Solution](#)

72. Find the number of points of non-differentiability for

$$f(x) = \max \{ ||x| - 1|, 1/2 \}.$$



Watch Video Solution

73. Let $f(x) = \max . \{ |x^2 - 2|x||, |x| \}$ then number of points where $f(x)$ is non derivable, is :



Watch Video Solution

74. Draw the graph of $|y| = [x]$, where $[.]$ represents the greatest integer function.



[Watch Video Solution](#)

75. Draw the graph of $|2x| + |y| = 2$ using graphical transformation.



[Watch Video Solution](#)

76. Consider the function

$$f(x) = \begin{cases} 2x + 3, & x \leq 1 \\ -x^2 + 6, & x > 1 \end{cases}$$

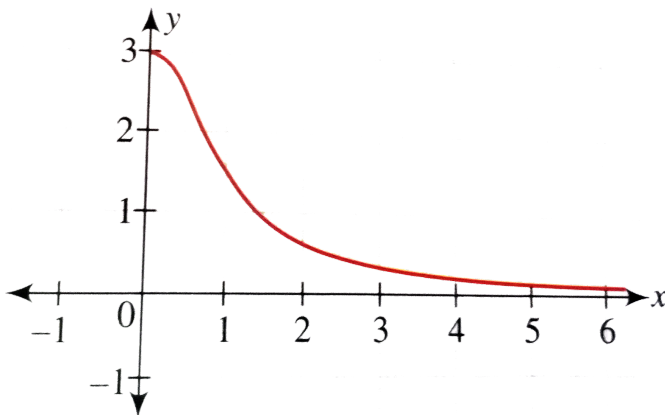
Then draw the graph of the function

$$y = f(x), y = f(|x|) \text{ and } y = |f(x)|.$$



[Watch Video Solution](#)

77. The graph of $y = f(x)$ is as shown in the following figure. Draw the graph of $y = [f(x)]$



[Watch Video Solution](#)

78. Draw the graph of $y = [4 - x^2]$, $|x| \leq 2$, where $[.]$ represents the greatest integer function.



[Watch Video Solution](#)

