



BIOLOGY

BOOKS - TRUEMAN BIOLOGY

CELL CYCLE AND CELL DIVISION

Multiple Choice Questions

1. E. coli /Bacteria does not show alternation of generations because of absence of

A. nucleus

B. chromosomes

C. reduction division

D. syngamy

Answer: C



Watch Video Solution

2. The decision for cell division is taken

A. G_1

B. S

C. G_2

D. Not known

Answer: A



Watch Video Solution

3. The active phase, also called metabolic or energetic phase with most cytogenetic activity is

A. Interphase

B. M-Phase

C. Meiosis

D. Pachytene

Answer: A



Watch Video Solution

4. Which of the phases of cell division is of longest duration ?

A. Leptotene

B. Zygotene

C. Pachytene

D. Diplotene

Answer: D



Watch Video Solution

5. Which of the following will undergo meiosis and mitosis both ?

A. Oocytes

B. Spermatids

C. Interstitial cells

D. Gonads

Answer: D



Watch Video Solution

6. Cell would normally proceed to mitosis without interruption

A. G_1 Phase

B. S-Phase

C. G_2 Phase

D. M-Phase

Answer: B



Watch Video Solution

7. Phase of shortest duration is

A. G_1

B. G_2

C. S

D. All are of almost equal duration

Answer: B



Watch Video Solution

8. "Bouquet-stage" occur in which sub stages of prophase -I ?

A. zygotene

B. leptotene

C. pachytene

D. diplotene

Answer: B



Watch Video Solution

9. Quiescent cells in the root tip cells are in which phase of cell cycle of mitosis ?

A. G_1

B. G_0

C. G_2

D. M

Answer: B



Watch Video Solution

10. In plant cell, spindle is formed from

A. Cytoplasm

B. ER

C. Nuclear membrane

D. Centrosome

Answer: D



Watch Video Solution

11. The best stage to view structure, size and to count the number of chromosomes is

A. Metaphase

B. Late prophase

C. Telophase

D. I-phase

Answer: A



Watch Video Solution

12. G_0 phase is

A. arrest of cell cycle and onset of
differentiation

B. phase after G_2

C. phase after M phase in which daughter cells enter new cell cycle

D. all of the above

Answer: A



Watch Video Solution

13. In which stage of cell division the nucleus looks like a ball of wool (spireme stage) ?

A. Prophase

B. Prophase I

C. Anaphase

D. Cytokinesis

Answer: A



Watch Video Solution

14. Chromosomes at anaphase are of various shapes depending upon position of centromere. It is J shaped when centromere is

A. metacentric

B. telocentric

C. acrocentric

D. submetacentric

Answer: D



Watch Video Solution

15. Suppose an organism has 5 pg of DNA in nucleus of its egg. How much DNA would a diploid cell has in its nucleus at G_1 ?

A. 5 pg

B. 10 pg

C. 20 pg

D. 2.5 pg

Answer: B



Watch Video Solution

16. Which is called direct cell division ?

A. Mitosis

B. Amitosis

C. Meiosis

D. All cell divisions

Answer: A



Watch Video Solution

17. Shape of chromosome can be best observed during

A. Metaphase

B. Anaphase

C. Telophase

D. Late prophase

Answer: B



Watch Video Solution

18. In Metaphase I, from each centromere of a chromosome, how many chromosomal fibres (Tractile fibres) arise towards poles ?

A. 2

B. 1

C. 4 – 20

D. 4

Answer: B



Watch Video Solution

19. Meiotic division occurring just at the time of gametogenesis is

A. terminal

B. initial

C. intermediate

D. none of these

Answer: A



Watch Video Solution

20. The number of mitotic cell division required to produce 256 cells from single cell would be

A. 128

B. 255

C. 10

D. All wrong

Answer: B



Watch Video Solution

21. Starting with a bacterium that divides once in half hour how many bacteria are formed after 24 hours of growth ?

A. 2^{12}

B. 2^{24}

C. 2^{48}

D. 2^{47}

Answer: C



Watch Video Solution

22. Cell division occurs throughout the body in animals. It occurs in localized ___ regions in higher plants.

A. meristematic

B. young

C. mature

D. differentiated

Answer: A



Watch Video Solution

23. In Anaphase-I

A. chromosomes move to respective poles

B. chromatids move to respective poles

C. centriole moves

D. spindle formation

Answer: A



Watch Video Solution

24. Mechanism of genetic continuity in mitosis

is due to

A. segregation of maternal and paternal
chromosomes

B. duplication of DNA

C. crossing over

D. halving of chromosomes

Answer: B



Watch Video Solution

25. Synaptonemal complexes is a nucleoprotein structure. It is visible or found from-

- A. leptotene through diplotene
- B. pachytene through diplotene
- C. zygotene through pachytene
- D. diplotene through metaphase

Answer: C



Watch Video Solution

26. During synapsis, the number of chromonemata /DNA in bivalent chromosome are

A. 2

B. 4

C. 8

D. 16

Answer: B



Watch Video Solution

27. In meiosis, chromatids separate at

A. Anaphase I

B. Anaphase II

C. Diakinesis

D. Diplotene

Answer: B



Watch Video Solution

28. L- shaped chromosomes are termed :

- A. metacentric
- B. acrocentric
- C. telocentric
- D. submetacentric

Answer: D



Watch Video Solution

29. Centriole replicates during

A. Interphase

B. Late prophase

C. G_1 of I phase

D. S-phase of I phase

Answer: D



Watch Video Solution

30. The term "mitosis" was proposed by

A. Walther Flemming

B. Strasburger

C. Hertwig

D. Moore

Answer: A



Watch Video Solution

31. During G_2 -phase a diploid cell contains the amount of DNA equal to a :-

A. $4n$

B. $8n$

C. $2n$

D. $1n$

Answer: A



Watch Video Solution

32. Number of mitotic divisions required to produce 128 cells from a single cell is

A. 1)64

B. 2)126

C. 3)128

D. 4)7

Answer: D



Watch Video Solution

33. Bacterial cell divides in every minute it takes one hour to fill up a cup. How much time be taken to fill half the cup

A. 30 minutes

B. 29 minutes

C. 59 minutes

D. 15 minutes

Answer: C



Watch Video Solution

34. What is the cause of cell division ?

A. Increase in surface area/volume ratio
due to growth of cell.

B. Nucleo-cytoplasmic ratio decreases due
to increase in size of cell.

C. All of the above

D. none of the above

Answer: B



Watch Video Solution

35. Which stage connecting link between Meiosis I and Meiosis II

- A. Interphase
- B. Interkinesis
- C. Generation Time
- D. I-phase

Answer: B



Watch Video Solution

36. In disjunction (separation) of sister chromatids at anaphase

A. 1.centromere moves first and arms trail behind

B. 2.arms move first and centromere trails behind

C. 3.any of the above cases

D. 4.centromere does not move in anaphase

Answer: A



Watch Video Solution

37. Reorganisation occurs in which stage of cell division ?

- A. I phase
- B. G_1 phase
- C. Telophase
- D. S phase

Answer: C



Watch Video Solution

38. In animal cells, cytokinesis occurs by cleavage method. Here the cell membrane grows ____ to divide a cell into two.

- A. 1.centripetally
- B. 2.centrifugally
- C. 3.asymmetrically
- D. 4.gravitationally

Answer: A



Watch Video Solution

39. New cell membrane during animal cytokinesis arises from

A. endoplasmic reticulum

B. Golgi bodies

C. nucleus

D. microfilaments

Answer: A



Watch Video Solution

40. Generation Time is

A. period between telophase and cytokinesis

B. time gap between meiosis ii and cytokinesis

C. period of time taken by a cell to double

D. all are correct

Answer: C



Watch Video Solution

41. A double metaphase plate is formed in

A. Meiotic Metaphase

B. Anaphase

C. Mitotic Metaphase

D. Cytokinesis

Answer: A



Watch Video Solution

42. Mitotic apparatus is a temporary structure which

- A. disappears in prophase
- B. reappears in telophase
- C. persists in cytokinesis of plant cells
- D. all are correct

Answer: C



Watch Video Solution

43. In pachytene stage of meiosis the chromosomes appear

1. single stranded
2. three stranded
3. double stranded
4. four stranded

A. single stranded

B. three stranded

C. double stranded

D. four stranded

Answer: D



Watch Video Solution

44. Stages in proper sequence of prophase I are

1. Leptotene - Zygotene - Pachytene - Diplotene
- Diakinesis

2. Leptotene - Zygotene - Pachytene -

Diakinesis - Diplotene

3. Leptotene - Zygotene - Pachytene - Diakinesis

4. Leptotene - Pachytene - Diplotene -

Zygotene - Diakinesis

A. Leptotene - Zygotene - Pachytene -

Diplotene - Diakinesis

B. Leptotene - Zygotene - Pachytene -

Diakinesis - Diplotene

C. Leptotene - Zygotene - Pachytene -

Diakinesis

D. Leptotene - Pachytene - Diplotene -

Zygotene - Diakinesis

Answer: A



Watch Video Solution

45. In Zygotene, homologous chromosomes undergo pairing to form bivalent having 2 homologous chromosomes. These 2 chromosomes are attached laterally due to

A. U protein

B. centromere

C. Ribonucleoprotein

D. Endonuclease

Answer: C



Watch Video Solution

46. Actual haploidy in terms of DNA comes in

1. metaphase I

2. anaphase

3. anaphase II

4. cell plate

A. metaphase I

B. anaphase

C. anaphase II

D. cell plate

Answer: C



Watch Video Solution

47. In meiosis which is antithesis of fertilization, the division is like

A. 1st division is reductional and 2nd is equational.

B. 1st division is equational and 2nd is reductional

C. 1st division is equational and 2nd is also equational

D. Both divisions are reductional

Answer: A



Watch Video Solution

48. Cell plate grows from

- A. wall to centre
- B. one wall to another
- C. centre to wall
- D. any of the above

Answer: C



Watch Video Solution

49. Homologous chromosomes are

- A. morphologically & genetically different
- B. morphologically different but genetically similar
- C. genetically similar
- D. chromosomes which pair during synapsis

Answer: D



Watch Video Solution

50. Movement of chromosomes during anaphase

A. is independent of spindle fibres

B. depends on spindle fibres and kinetochore

C. is due to cytoplasmic streaming

D. is interaction of chromosomes over spindle

Answer: B



Watch Video Solution

51. Meiosis and mitosis differ from each other because in meiosis

1. chromosomes first pair and then reduced to half

2. homologous chromosomes pair and

exchange parts

3. 4 nuclei are formed which are not identical

4. all of the above three are correct

A. chromosomes. first pair and then

reduced to half

B. homologous chromosomes pair and

exchange parts

C. 4 nuclei are formed which are not

identical

D. all of the above three are correct

Answer: D



Watch Video Solution

52. What happens in meiosis ?

1. One division of nucleus and one division of chromosomes
2. Two divisions of nucleus and one division of chromosomes
3. Two divisions of nucleus and three divisions of chromosomes

4. One division of nucleus and two divisions of chromosomes

A. One division of nucleus and one division of chromosomes

B. Two divisions of nucleus and one division of chromosomes

C. Two divisions of nucleus and three divisions of chromosomes

D. One division of nucleus and two divisions of chromosomes

Answer: B



Watch Video Solution

53. Which is a wrong statement about mitosis

?

1. Prophase is of longest duration
2. During anaphase, centromere moves first
3. In interphase no metabolic activity occurs
4. Chromosomes are spirally coiled

A. Prophase is of longest duration

B. During anaphase, centromere moves first

C. In interphase no metabolic activity occurs

D. Chromosomes are spirally coiled

Answer: C



Watch Video Solution

54. Nucleolus disappears in

A. late prophase

B. metaphase

C. early prophase

D. interphase

Answer: A



Watch Video Solution

55. Poleward movement of dyads occurs during

A. metaphase I

B. metaphase II

C. anaphase I

D. anaphase II

Answer: C



Watch Video Solution

56. In prophase, chromosomes shorten and thicken due to

A. 1.microtubules

B. 2.coiling of chromosomes

C. 3.disappearance of microfilament

D. 4.formation of proteins

Answer: B



Watch Video Solution

57. Meiosis II leads to

A. separation of homologous chromosomes

B. separation of chromatids and centromeres

C. fresh DNA synthesis

D. separation of sex chromosomes

Answer: B



Watch Video Solution

58. Cell becomes refractive and viscous first during

A. prophase

B. telophase

C. anaphase

D. cytokinesis

Answer: A



Watch Video Solution

59. Interzonal fibres appear in

A. anaphase

B. prophase

C. late metaphase

D. early metaphase

Answer: D



Watch Video Solution

60. Diploid chromosome number being 8, what shall be the number of chromatids in each daughter after meiosis I

A. 8

B. 4

C. 2

D. 16

Answer: A



Watch Video Solution

61. Aster is

A. centriole

B. astral rays and Microtubular spindle

C. centriole and astral rays

D. centriole spindle

Answer: C



Watch Video Solution

62. At diakinesis, a meiocyte has ten pairs of chromosomes. The chromosomes number expected in each nucleus is, therefore,

A. ten at the end of I division and 5 at the end of II division

B. ten at the end of I division and ten at the end of second division

C. five at the end of I division and 5 at the end of second division

D. 20 at the end of I division and ten at the end of second division

Answer: B



Watch Video Solution

63. During regeneration, following takes place

(a) cell division (b) cell movement

(c) dedifferentiation and

(d) tissue differentiation

The correct sequence is

A. a, b, c, d

B. c, a, b, d

C. b, a, c, d

D. a, c, b, d

Answer: B



Watch Video Solution

64. The stage at which cytokinesis begins in plant cells is

A. Anaphase

B. I-phase

C. Late Metaphase

D. Telophase

Answer: A



Watch Video Solution

65. Which of the following is part of mitosis in cells of seed plants ?

A. 1.Centrioles

B. 2.Asters

C. 3.Spindles

D. 4.Cleavage furrows

Answer: C



Watch Video Solution

66. The microtubules from opposite poles of the spindle get attached to the kinetochores of sister chromatids in

Or

At what phase of meiosis are there two cells, each with sister chromatids aligned at the spindle equator

A. 1. Metaphase II

B. 2. Metaphase I

C. 3. Anaphase II

D. 4. None of these

Answer: A



Watch Video Solution

67. Metaphase II of meiosis is just like metaphase of mitosis except that

1. there are half as many chromosomes
2. nucleolus is absent
3. genes have become doubled
4. synaptonemal complex is present

A. there are half as many chromosomes

B. nucleolus is absent

C. genes have become doubled

D. synaptonemal complex is present

Answer: A



Watch Video Solution

68. A diploid cell has $2n = 4$. If this cell divides by mitosis, how many types of genotypes are formed amongst the daughter cells ?

a. 1

b. 2

c. 3

d. 4

A. 1

B. 2

C. 3

D. 4

Answer: A



Watch Video Solution

69. Middle lamella starts forming during

1. I-phase

2. Late Metaphase

3. Late Prophase

4. Late Anaphase

A. I-phase

B. Late Metaphase

C. Late Prophase

D. Late Anaphase

Answer: D



Watch Video Solution

70. Phragmoplast is precursor of

1. leucoplast
2. chloroplast
3. spindle apparatus
4. cell plate

A. leucoplast

B. chloroplast

C. spindle apparatus

D. cell plate

Answer: D



Watch Video Solution

71. Each chromosome at anaphase stage of bone marrow cell in our body has

- A. 1.two chromatids
- B. 2.one chromatid
- C. 3.many chromatids
- D. 4.no chromatid

Answer: B



72. N/C ratio after cell division

A. increases

B. decreases

C. remains same

D. first decreases and then increases

Answer: B



73. The number of bivalents in Prophase I of meiosis are 10. How many chromosomes will be in Anaphase II of meiosis at each pole?

A. 1)5

B. 2)10

C. 3)20

D. 4)40

Answer: B



Watch Video Solution

74. Chromosomes are ring like in

A. pachytene

B. diplotene

C. zygotene

D. leptotene

Answer: B



Watch Video Solution

75. A cell with $2n=16$ undergoes meiosis. Each of the four daughter nuclei formed at the end of the division will have

A. 4 chromosomes- double stranded

B. 8 chromosomes- single stranded

C. 8 chromosomes-double stranded

D. 4 chromosomes- single stranded

Answer: B



Watch Video Solution

76. Which stage is responsible for genetic variations and evolution of species ?

A. Diplotene

B. Diakinesis

C. Pachytene

D. Anaphase II

Answer: C



Watch Video Solution

77. Congression is

- A. 1.pairing of homologous chromosomes
- B. 2.separation of paired chromosomes
- C. 3.bringing the chromosomes on equator
of spindle apparatus
- D. 4.movement of sister chromatids
towards the poles

Answer: C



Watch Video Solution

78. Bivalents are formed in

A. diplotene

B. pachytene

C. zygotene

D. interkinesis

Answer: B



Watch Video Solution

79. The nuclear membrane disappears in

A. metaphase

B. anaphase

C. early prophase

D. late prophase

Answer: D



Watch Video Solution

80. During cell division in apical meristem nuclear membrane reappears in

A. 1.metaphase

B. 2.late telophase

C. 3.cytokinesis

D. 4.late anaphase

Answer: B



Watch Video Solution

81. Number of chromosome groups at each equatorial plate of metaphase I of a plant having $2n = 60$ chromosomes, will be

A. 1)60

B. 2)120

C. 3)180

D. 4)30

Answer: D



Watch Video Solution

82. How many cells and meiosis are required to produce 200 cells ?

A. 50, 25

B. 25, 25

C. 50, 50

D. 50, 125

Answer: C



Watch Video Solution

83. The four daughter cells produced at the end of meiosis as tetrad are genetically

A. dissimilar

B. similar

C. enucleated

D. clones

Answer: A



Watch Video Solution

84. In which stage the chromosomes appear thin and long thread-like

A. leptotene

B. zygotene

C. prophase

D. pachytene

Answer: A



Watch Video Solution

85. Which of these is usually constant for a variety of cells?

A. Time for S, G_2 and M phases

B. Time for G_1

C. Time for G_2

D. Time for G_1 , S and G_2

Answer: A



Watch Video Solution

86. The cell cycle of somatic cell usually consists of

A. 1.long interphase followed by short mitotic phase

B. 2.short interphase and long mitotic phase

C. 3.long interphase and long mitotic phase

D. 4.short interphase

Answer: A



Watch Video Solution

87. During Amitosis

- A. Spindle apparatus is formed
- B. Nucleus elongates and divides into two nuclei without equitable chromosome distribution
- C. Nucleus elongates followed by spindle apparatus formation
- D. No division of cell occurs

Answer: B



Watch Video Solution

88. In a cell cycle G_1 phase is marked by the

- A. Transcription of r-RNA
- B. Transcription of r-RNA, t-RNA
- C. Transcription of r-RNA, m-RNA
- D. Transcription of r-RNA, m-RNA, t-RNA and
synthesis of different proteins

Answer: D



Watch Video Solution

89. has been described as a tripartite ribbon like structure situated between pairing homologous chromosomes

- A. Synaptonemal complex
- B. Lateral elements
- C. Axial filaments
- D. Central elements

Answer: A



Watch Video Solution

90. Synaptonemal complex permits

A. disjunction

B. the proper alignment of the
homologous chromosomes

C. congression

D. all of the above

Answer: B



Watch Video Solution

91. Cytokinesis in animals takes place by

- A. invagination
- B. cell plate formation
- C. both (1) and (2)
- D. centrifugal method

Answer: A



Watch Video Solution

92. The second spindle formed in Meiosis-II is formed

A. 1.at right angle to first spindle

B. 2.parallel to first spindle

C. 3.oblique to the axis

D. 4.at any site in the cell

Answer: A



93. Number of spindle apparatus formed during meiosis is

A. 3

B. 2

C. 1

D. 4

Answer: A



94. Which of the following will undergo meiosis and mitosis both ?

- A. Both are preceded by DNA replication
- B. Both occur in all kinds of cells
- C. Both include the crossing over of chromosomes
- D. (1) and (3)

Answer: A



Watch Video Solution

95. During the first metaphase of meiosis the centromeres

- A. undergo division
- B. do not divide
- C. divide but do not separate
- D. are not identical

Answer: B



Watch Video Solution

96. Aster disappears in

- A. Telophase
- B. Metaphase
- C. Anaphase
- D. G_1 phase

Answer: A



Watch Video Solution

97. A bacterium divides every 35 minutes. If a culture containing 10^5 cells/ml is grown for 175 minutes. What will be the cell concentration / ml after 175 minutes

A. 32×10^5 cells

B. 5×10^5 cells

C. 35×10^5 cells

D. 175×10^5 cells

Answer: A



Watch Video Solution

98. In a culture of E.coli the cell population increased from 1.5×10^6 cells/ml to 12×10^6 cells/ml in 36 minutes. The generation time is

A. 6 min.

B. 9 min.

C. 12 min.

D. 18 min.

Answer: C



Watch Video Solution

99. Longitudinal duality of each chromosome of a homologous pair becomes clearly evident showing formation of 4 chromatids from each bivalent at

A. pachytene

B. diakinesis

C. diplotene

D. zygotene

Answer: C



Watch Video Solution

100. The term "meiosis" was given by

A. Farmer & Moore

B. Johannsen

C. W. Flemming

D. Strasburger

Answer: A



Watch Video Solution

101. In meiosis centromeres divide and chromatids separate during

- A. Anaphase I
- B. Anaphase II
- C. Metaphase I
- D. Prophase I

Answer: B



Watch Video Solution

102. Name the stage of mitosis in which chromosomes are arranged on the equator of spindle

A. Anaphase

B. Metaphase

C. Late prophase

D. S phase

Answer: B



Watch Video Solution

103. In a dividing somatic cell, which one of the following stage is diploid ?

A. G_1

B. G_2

C. S

D. M

Answer: A



Watch Video Solution

104. Anastral mitosis is found in

- A. lower plants
- B. higher plants
- C. lower plants and animals
- D. higher animals

Answer: B



Watch Video Solution

105. Leptotene chromosomes have

A. two chromatids

B. one chromatid

C. four chromatids

D. no chromatid

Answer: A



Watch Video Solution

106. Bead-like thickened portions of leptotene chromosomes are

A. puffs

B. chromomeres

C. centromeres

D. centrosome

Answer: B



Watch Video Solution

107. If a somatic cell undergoes two successive nuclear divisions without cytokinesis, the resultant structure will have

A. 2 diploid nuclei

B. 4 diploid nuclei

C. 4 haploid nuclei

D. 2 haploid nuclei

Answer: B



Watch Video Solution

108. Name the stage of cell cycle at which one of the following events occur:

(i) Chromosomes are moved to spindle

equator

(ii) Centromere splits and chromatids separate

(iii) Pairing between homologous chromosomes takes place

(iv) Crossing over between homologous chromosomes takes place

A. Anaphase, Metaphase, Zygotene,
Pachytene

B. Metaphase, Pachytene, Zygotene,
Diplotene

C. Metaphase, Anaphase, Zygotene,
Pachytene

D. Anaphase, Metaphase, Pachytene,
Zygotene.

Answer: C



Watch Video Solution

109. What is the average cell cycle span for a mammalian cell?

A. 36 hrs

B. 24 hrs

C. 48 hrs

D. 12 hrs

Answer: B



Watch Video Solution

110. When energy is stored and cell undergoes differentiation, the stage is called

A. G_1

B. S

C. G_0

D. Anaphase

Answer: C



Watch Video Solution

111. Which one of the following precedes re-formation of the nuclear envelope during M phase of the cell cycle.

- A. Transcription from chromosomes and reassembly of the nuclear lamina.
- B. Decondensation from chromosomes, and reassembly of the nuclear lamina.
- C. Formation of the contractile ring, and transcription from chromosomes
- D. Formation of the contractile ring, and formation of the phragmoplast

Answer: D



Watch Video Solution

112. Postmitotic gap phase and synthetic phase refer to

A. G_2 and S

B. G_1 and S

C. G_1 and G_2

D. S and G_2

Answer: B



Watch Video Solution

113. The two chromatids of a metaphase chromosome represent

A. Homologous chromosome of a diploid

set

B. Replicated chromosomes to be

separated at anaphase

C. Nonhomologous chromosomes joined at

the centromere

D. Maternal and paternal chromosomes
joined at the centromere

Answer: B



Watch Video Solution

114. Which one of the following pair is correctly matched?

A. Shortest phase of cell cycle - M- phase

B. Synthesis of histone protein in G2 phase

C. DNA replication - G_1 -phase

D. Synthesis of RNA and protein - M-phase

Answer: A



Watch Video Solution

115. A cell has 46 chromosomes at each pole in mitotic telophase. In this division the number of chromatids at the metaphase was :-

A. 23

B. 46

C. 69

D. 92

Answer: D



Watch Video Solution

116. If the DNA content of a cell is $2C$ after M phase, what will be the DNA content of the cells at G_1 , after S and at G_2

A. 4C, 4C, 5C

B. 2C, 2C, 4C

C. 2C, 4C, 8C

D. 2C, 4C, 4C

Answer: D



Watch Video Solution

117. Reductional division involves

A. Splitting of centromere

B. Separation of sister chromatids

C. Formation of single metaphasic plate

D. None of the above

Answer: D



Watch Video Solution

118. Match List-I (Distinguishing features based on chromosomal appearance) with List-II (Stage of meiosis) and select the correct

answer using the codes given below the list

List-I	List-II
A. Terminalized chiasmata	1. Pachytene
B. Exchange of segments of chromatids	2. Zygotene
C. Synapsis of homologous chromosomes	3. Diakinesis
D. Appearance of chiasmata	4. Leptotene
	5. Diplotene

A. *A B C D*
4 2 3 1

B. *A B C D*
3 1 2 5

C. *A B C D*
2 5 1 3

D. *A B C D*
2 4 3 1

Answer: B





119. Match list-I with list-II and select the correct answer using the codes given below the lists.

List-I	List-II
A. Pairing of homologous chromosomes.	1. Chiasmata
B. Actual inter change of complex segments between two homologous chromosomes.	2. Synaptonemal complex
C. Protein body formed between paired homologous chromosomes.	3. Synapsis
D. The cross shaped configuration visible at diplotene between homologous chromosomes	4. Crossing over

- A. 1) $\begin{matrix} A & B & C & D \\ 4 & 3 & 1 & 2 \end{matrix}$

B. 2)

<i>A</i>	<i>B</i>	<i>C</i>	<i>D</i>
3	4	1	2

C. 3)

<i>A</i>	<i>B</i>	<i>C</i>	<i>D</i>
3	4	2	1

D. 4)

<i>A</i>	<i>B</i>	<i>C</i>	<i>D</i>
4	3	2	1

Answer: C



Watch Video Solution

120. Which one of the following combinations of chromosome number (n) and DNA content (c) is true of the diplotene stage of mammalian oocyte?

A. $1.1n$ and $2c$

B. $2.2n$ and $4c$

C. $3.2n$ and $2c$

D. $4.1n$ and $4c$

Answer: B



Watch Video Solution

121. A characteristic feature of meiosis is

A. Two DNA replications and one division of cytoplasm

B. A single DNA replication and three divisions of cytoplasm

C. Two DNA replication cycles and two divisions of cytoplasm

D. A single DNA replication and two divisions of cytoplasm

Answer: D



Watch Video Solution

122. The undifferentiated cell of an animal has 64 chromatids in metaphase. How many chromosomes will be present in the gametes of that animal

A. 64

B. 8

C. 32

D. 16

Answer: D



Watch Video Solution

123. If the number of dyads at each pole during Anaphase-I is 25 the gametes will contain how many chromosomes?

A. 25

B. 50

C. 100

D. None of above

Answer: A



Watch Video Solution

124. The genome of onion has 8 chromosomes ($n=8$). In a root tip cell undergoing anaphase the number of chromosomes will be

A. 8

B. 16

C. 32

D. Indeterminate

Answer: C



Watch Video Solution

125. During a cell cycle, the transition from G1 to S phase and from G2 to M phase requires the activation of which of the following?

- A. Inducer enzyme
- B. ATP molecules
- C. Cyclins
- D. Cyclin- CDK complex

Answer: D



Watch Video Solution

126. Cell division is tightly regulated. Which of the following is TRUE regarding mitosis OR meiosis?

I. Mitosis shows no homologue pairing

II. There is no S phase between meiosis I and II

III. Meiosis centromeres do not divide at anaphase I.

A. I and III only

B. I and II only

C. II only

D. I, II and III

Answer: D



Watch Video Solution

127. Whereas the number of chromosomes is reduced to half in first reduction division of meiosis, then what is the need for second meiotic division

- A. The division is required for the formation of four gametes
- B. Division ensures equal distribution of haploid chromosomes
- C. Division ensures equal distribution of genes on chromosomes
- D. Division is required for segregation of replicated, chromosomes

Answer: D



Watch Video Solution

128. In which phase of cell division is oocyte arrested ?

A. anaphase II

B. prophase I

C. interphase

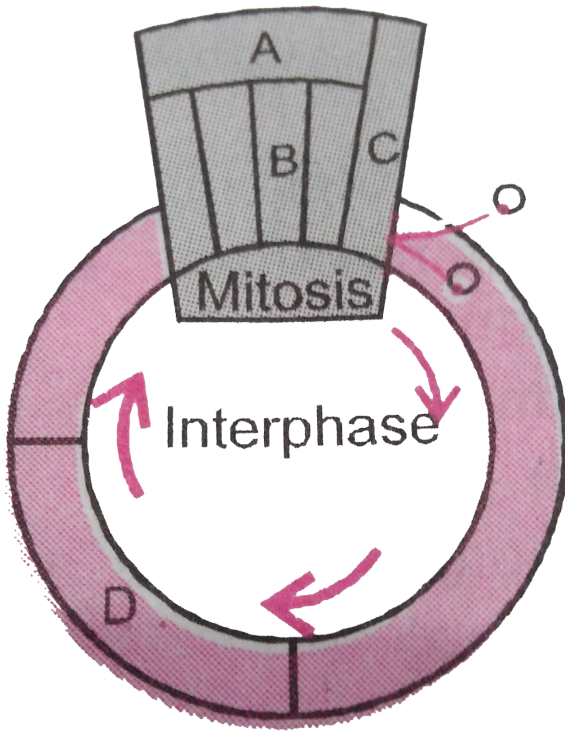
D. both prophase I and II

Answer: B



Watch Video Solution

129. Given below is schematic break-up of phases of cell cycle. Which one is correct matching ?



A. D-Synthetic phase

B. A-Cytokinesis

C. B-Metaphase

D. C-Karyokinesis

Answer: A



Watch Video Solution

130. Synapsis occurs between

A. Spindle fibres and centromere

B. Two homologous chromosomes

C. A male and a female gamete

D. mRNA and ribosomes

Answer: B



Watch Video Solution

131. Recombination is completed by the end of

A. Zygotene

B. Leptotene

C. Pachytene

D. Diplotene

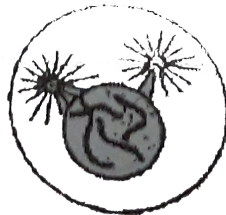
Answer: C

 [Watch Video Solution](#)

132. Which stages of cell division do the following figures A and B represent respectively



A



B

A. Prophase - Anaphase

B. Metaphase - Telophase

C. Telophase - Metaphase

D. Late Anaphase - Prophase

Answer: D



Watch Video Solution

133. Most of the histone production during cell cycle occurs in

A. G_0 phase

B. G_1 phase

C. S phase

D. G_2 phase

Answer: C



Watch Video Solution

134. What is terminalization?

A. Zygotene

B. Pachytene

C. Diplotene

D. Diakinesis

Answer: D



Watch Video Solution

135. At metaphase, chromosomes are attached to the spindle fibres by their

A. Satellites

B. Secondary constrictions

C. Kinetochores

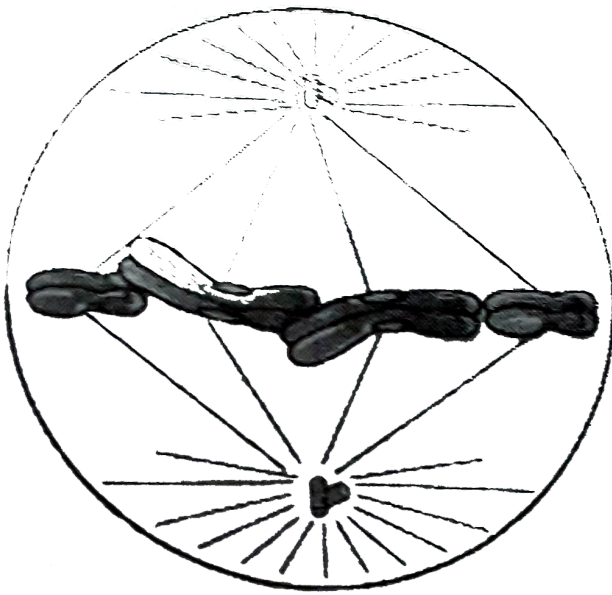
D. Centromere

Answer: C



Watch Video Solution

136. Select the correct option with respect to mitosis



A. 1. Chromatids separate but remain in the centre of the cell in anaphase

B. 2. Chromatids start moving towards opposite poles in telophase

C. 3. Golgi complex and endoplasmic reticulum are still visible at the end of prophase

D. 4. Chromosomes move to the spindle equator and get aligned along equatorial plate in metaphase

Answer: D



Watch Video Solution

137. Spindles are arrested by colchicine at

A. anaphase

B. metaphase

C. telophase

D. prophase

Answer: B



Watch Video Solution

138. Identify the meiotic stage in which the homologous chromosomes separate while the sister chromatids remain associated at their centromeres. Or In which stage of meiosis homologous chromosomes are segregated

A. Anaphase I

B. Anaphase II

C. Metaphase I

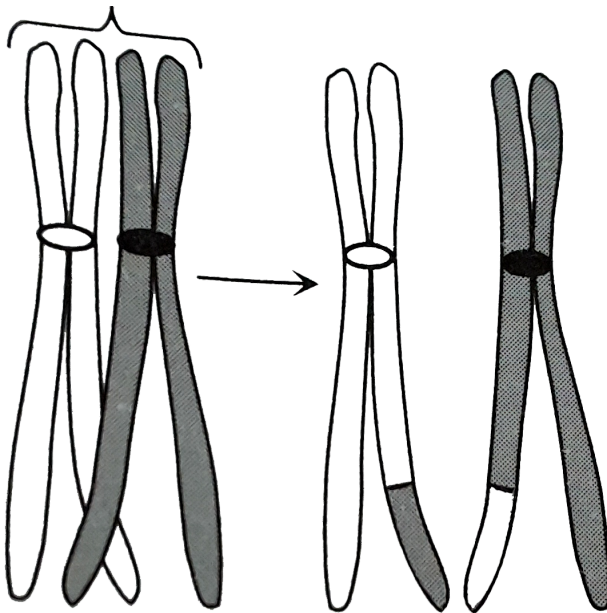
D. Metaphase II

Answer: A



Watch Video Solution

139. Given below is the representation of a certain event at a particular stage of a type of cell division. Which is this stage



A. 1.Prophase II during meiosis

B. 2.Prophase of Mitosis

C. 3.Both prophase and metaphase of
mitosis

D. 4.Prophase I during meiosis

Answer: D



Watch Video Solution

140. During gamete formation, the enzyme recombinase participates during

- A. Anaphase-II
- B. Prophase-I
- C. Prophase-II
- D. Metaphase-I

Answer: B



Watch Video Solution

141. Chiasmata can be distinctively seen in

A. Zygotene

B. Pachytene

C. Diplotene

D. Diakinesis

Answer: C



Watch Video Solution

142. The complex formed by a pair of synapsed homologous chromosomes is called

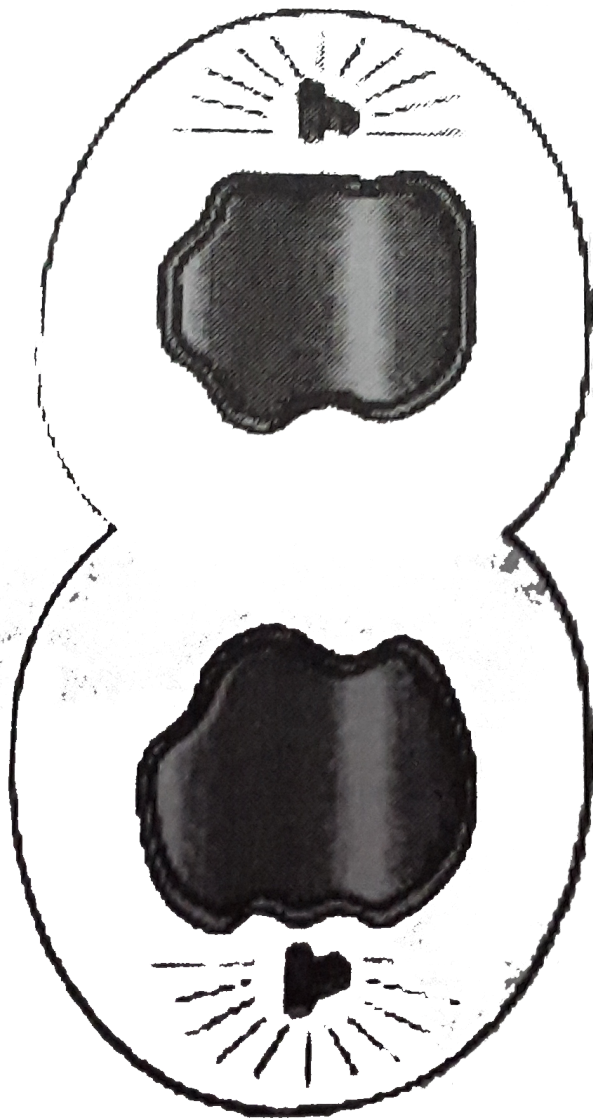
- A. Bivalent
- B. Axoneme
- C. Equatorial plate
- D. Kinetochore

Answer: A



Watch Video Solution

143. A stage in cell division is shown in the figure. Select the stage



A. prophase

B. metphase

C. telophase

D. cytokinesis

Answer: 3



Watch Video Solution

144. In 'S' phase of the cell cycle

A. Amount of DNA is reduced to half in each cell

B. Amount of DNA doubles in each cell

C. Amount of DNA remains same in each cell

D. Chromosome number is increased

Answer: B



Watch Video Solution

145. During which phases of cell cycle amount of DNA in a cell remains at $4C$ level if the initial amount is denoted as $2C$

A. G_2 and M

B. G_0 and G_1

C. G_1 and S

D. Only G_2

Answer: D



Watch Video Solution

146. The enzyme recombinase is required in which stage of meiosis ?

A. Diakinesis

B. Pachytene

C. Zygotene

D. Diplotene

Answer: B



Watch Video Solution

147. Select the correct option

	I		II
A	Synapsis aligns homologous chromosomes	(i)	Anaphase-II
B	Synthesis of RNA and protein	(ii)	Zygotene
C	Action of enzyme recombinase	(iii)	G ₂ -phase
D	Centromeres do not separate but chromatids move towards opposite poles	(iv)	Anaphase-I
		(v)	Pachytene

- A. *A B C D*
(ii) (iii) (v) (iv)
- B. *A B C D*
(i) (ii) (v) (iv)
- C. *A B C D*
(ii) (iii) (iv) (v)
- D. *A B C D*
(ii) (i) (iii) (iv)

Answer: A



Watch Video Solution

148. A chromosome, in which the centromere is situated is situated close to its end so that one arm is very short and other vey long is

- A. acrocentric
- B. telocentric
- C. sub-metacentric
- D. metacentric

Answer: A



Watch Video Solution

149. A somatic cell that has just completed the S-phase of its cell cycle, as compared to gamete of the same species, has

A. same number of chromosomes but twice the amount of DNA

B. twice the number of chromosomes and four times the amount of DNA

C. four times the number of chromosomes
and twice the amount of DNA

D. twice the number of chromosomes and
twice the amount of DNA

Answer: B



Watch Video Solution

150. Arrange the following events of meiosis in
correct sequence

Crossing over

Synapsis

Terminalisation of chiasmata

Disappearance of nucleolus.

A. (ii), (i), (iv), (iii)

B. (ii), (i), (iii), (iv)

C. (i), (ii), (iii), (iv)

D. (ii), (iii), (iv), (i)

Answer: B



Watch Video Solution

151. Which of the following is not a characteristic feature during mitosis in somatic cells ?

A. Disappearance of nucleolus

B. Chromosome movement

C. Synapsis

D. Spindle fibres

Answer: C



Watch Video Solution

152. Spindle fibers attach on to

- A. Kinetochore of the chromosome
- B. Centromere of the chromosome
- C. Kinetosome of the chromosome
- D. Telomere of the chromosome

Answer: A



Watch Video Solution

153. In meiosis crossing over is initiated at

A. Leptotene

B. Zygotene

C. Diplotene

D. Pachytene

Answer: D



Watch Video Solution

154. During cell growth, DNA synthesis takes place in

- A. S phase
- B. G_1 phase
- C. G_2 phase
- D. M phase

Answer: A



Watch Video Solution

155. When cell has stalled DNA replication fork, which checkpoint should be predominantly activated

A. G_1 / S

B. G_2 / M

C. M

D. Both G_2 / M and M

Answer: A



Watch Video Solution

156. Match the stages of meiosis in Column - I to their characteristic features in Column - II and select the correct option using the codes given below

Column - I	Column - II
1. Pachytene	(i) Pairing of homologous chromosomes
2. Metaphase I	(ii) Terminalization of chiasmata
3. Diakinesis	(iii) Crossing over takes place
4. Zygotene	(iv) Chromosomes align at equatorial plate

A. 1 2 3 4
 (iii) (iv) (ii) (i)

B. 1 2 3 4
 (i) (iv) (ii) (iii)

- C. 1 2 3 4
 (ii) (iv) (iii) (i)
- D. 1 2 3 4
 (iv) (iii) (ii) (i)

Answer: A



Watch Video Solution

157. Anaphase promoting complex (APC) is a protein degradation machinery necessary for proper mitosis of animal cells. If APC is defective in a human cell, which of the following is expected to occur

- A. 1.Chromosomes will not condense
- B. 2.Chromosomes will be fragmented
- C. 3.Chromosomes will not segregate
- D. 4.Recombination of chromosome arms
will occur

Answer: C



Watch Video Solution

158. Which of the following option gives the correct sequence of events during mitosis

A. Condensation → nuclear membrane disassembly → crossing over → segregation → telophase

B. Condensation → nuclear membrane disassembly → arrangement at equator → centromere division → segregation → telophase

C. Condensation → crossing over →

nuclear membrane disassembly →

segregation → telophase

D. Condensation → arrangement at

equator → centromere division →

segregation → telophase

Answer: B



Watch Video Solution