



# REASONING

## BOOKS - KIRAN PUBLICATION

### LOGICAL VENN - DIAGRAM

Type I

1. Which one of the following figures represents the statement: All the persons

know English Few of them know Hindi also  
.Those who know hindi know bengali.



**Watch Video Solution**

2. Which of the following Venn Diagram gives  
the relationship between Friend, Guide and  
Philosopher ?



(1)

(2)

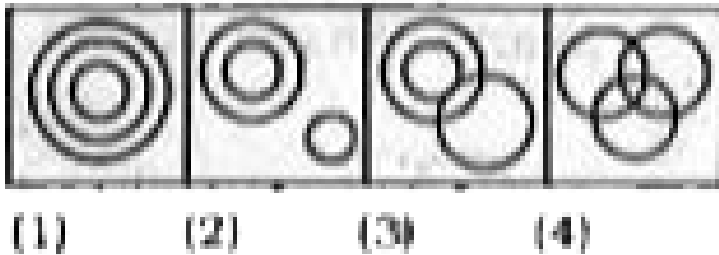
(3)

(4)



**Watch Video Solution**

3. Which figure represents Rhombus, Quadrilaterals, Polygons?



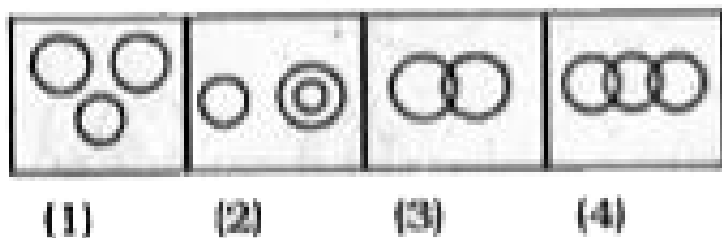
[Watch Video Solution](#)

4. Which of the following diagrams represents smokers, lawyers, non-smokers?



[Watch Video Solution](#)

5. Which of the following diagram represents Mammals, Cows and Crows?

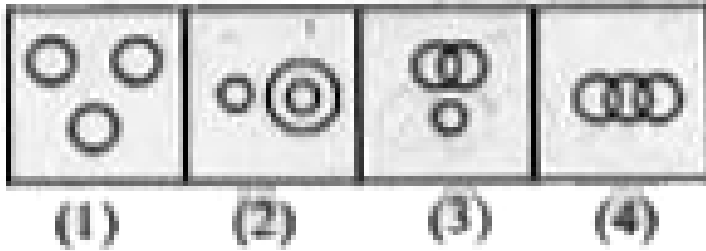


**Watch Video Solution**

6. Which one of the following figures represents the relationship among Shirts, Bed

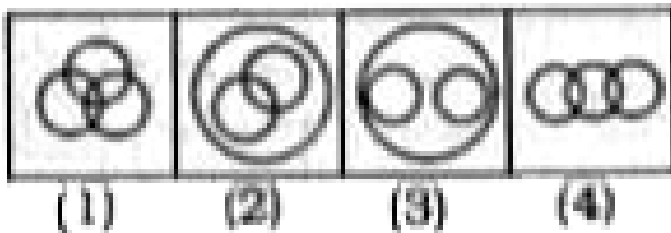


sheets and Towels ?



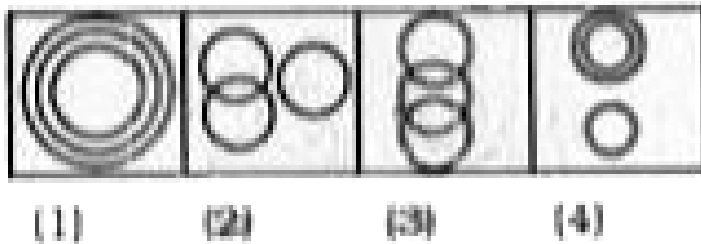
 [Watch Video Solution](#)

7. Which one of the following figures represents family, sons and daughters?



 [Watch Video Solution](#)

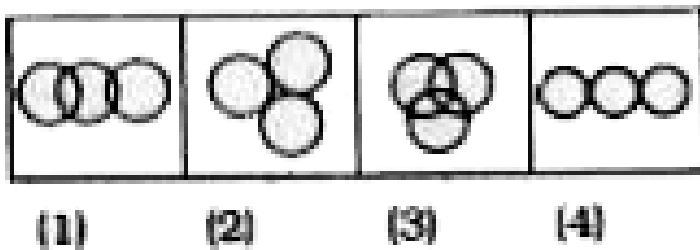
8. Which one of the following represents Musicians, Instrumentalists and Violinists?



[Watch Video Solution](#)

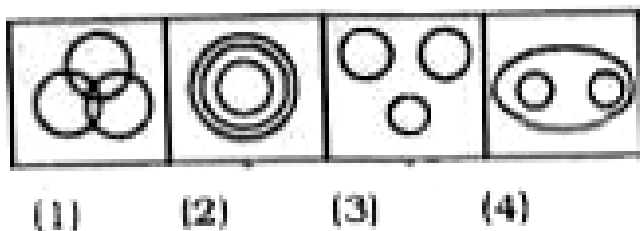
9. In the accounts department of a company, there are some who are only chartered accountants and some who are only cost

accountants. A few hold both chartered and cost accountancy qualifications. Besides these there are others who hold Management accountancy qualifications. Some of these management accountants have also done either chartered or cost accountancy or both. Which of the following figures represents these facts ?



**Watch Video Solution**

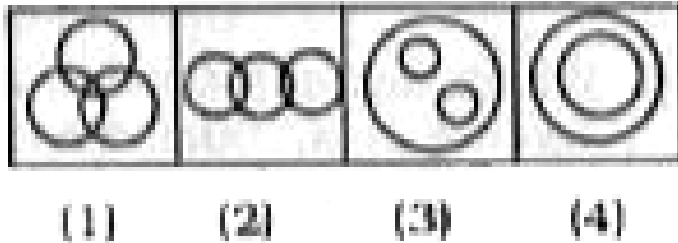
10. Which of the diagrams given below correctly represents the relationship among husband, wife and family?



**Watch Video Solution**


11. Which of the diagrams given below correctly represents the students who learn law and music, music and dance, law and

dance and law, music and dance ?



 **Watch Video Solution**

12. Which diagram represents the relationship among female, mothers and doctors ?



 **Watch Video Solution**


13. Among the members of the club, some are lady doctors. Indicate which diagram does not imply this statement. (Note: M = Members: F - Female and D = Doctors).



(1)



(2)



(3)

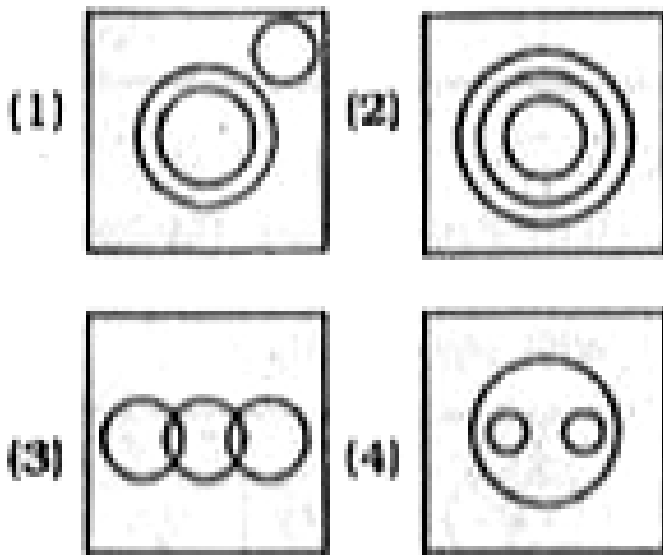


(4)



Watch Video Solution

**14.** Which of the following diagrams illustrate the relationship among Science, Maths and Biology?




**Watch Video Solution**

15. Which one of the following figures represents relationship among furniture, chairs, tables ?




(1)



(2)



(3)



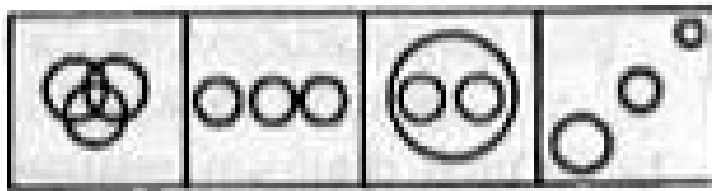
(4)



[Watch Video Solution](#)

16. Which one of the following represents relationship among men, rodents and living beings?





(1)

(2)

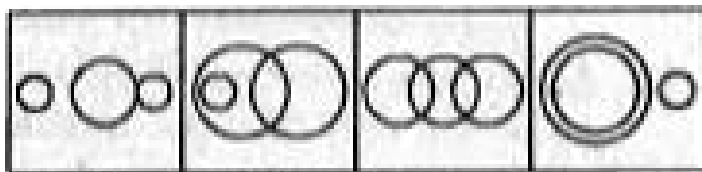
(3)

(4)



**Watch Video Solution**

17. Which one of the following figures represents the relationship among English Teachers, Popular English Teachers and Unpopular Teachers ?



(1)

(2)

(3)

(4)



Watch Video Solution

**18.** In a group of 40 players, some play cricket, some play foot-ball and some both. If 30 play cricket and 20 both, the correct way of representing above by Venn Diagram is .



(1)

(2)



(3)

(4)




Watch Video Solution

19. Which one of the following figures represents the relationship among Males, Fathers, Advocates ?




Watch Video Solution


20. How the following statement can be represented ? Solid common salt is hygroscopic, crystalline and non-electrolytic substance.



(1)



(2)



(3)







(4)



**Watch Video Solution**

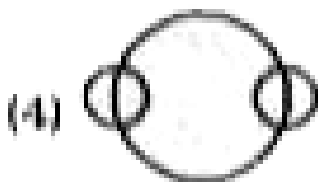
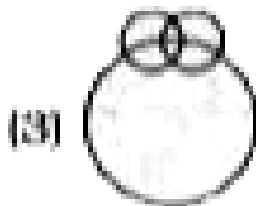
21. Which one of the following figures represents the relationship among Zebra,

Grass eating animals, Lions ?



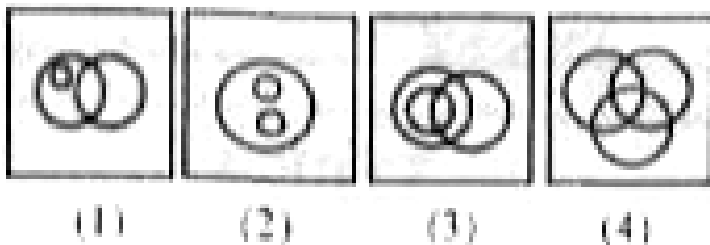
Watch Video Solution

22. Which of the following Venn diagrams correctly illustrates the relationship among the classes Carrot, Food, Vegetables ?



**Watch Video Solution**

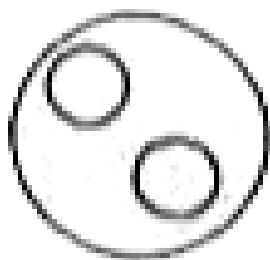
23. Select the diagram which best represents the relationship between educated people, unemployed and teachers.



**Watch Video Solution**

24. Which response represents language, English, Hindi?


(1)




(2)



(3)



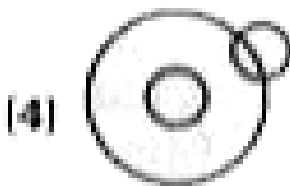
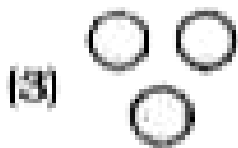

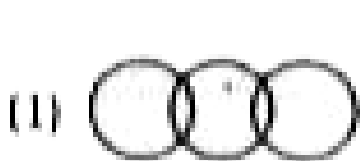
(4)



Watch Video Solution



**25.** Find out which of the diagrams given in the alternatives correctly represents the relationship stated in the question. Sharks, Whales, Turtles.



**Watch Video Solution**

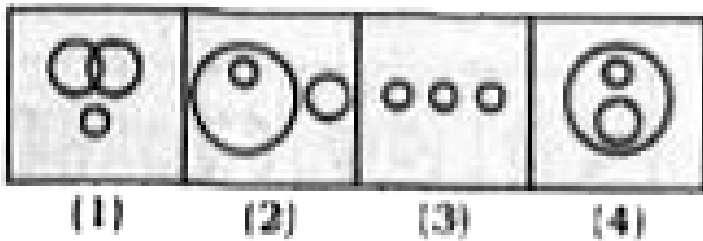
26. Choose the correct figure that represents the given relation:

Blue eyed, females, doctors



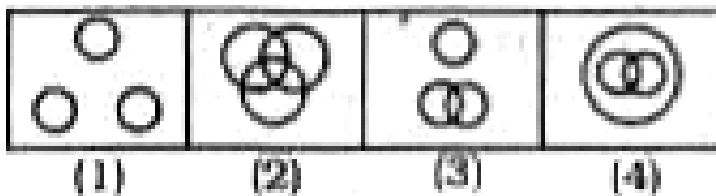
Watch Video Solution

27. Which one of the following diagrams represents Insects, Flies and Dogs?



Watch Video Solution

28. Select the figure which represents the relationship between athletes, football players and cricket players.



 [Watch Video Solution](#)

29. Which diagram correctly represents the relationship between politicians, poets and

women?



**Watch Video Solution**

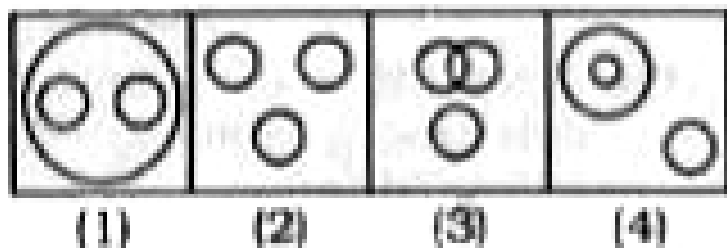
**30.** Which one of the following diagrams represents the correct relationship among 'Judge', 'Thief and Criminal' ?



**Watch Video Solution**

**31.** Which of the following diagrams represents the relationship among Sun, Moon

and Star?



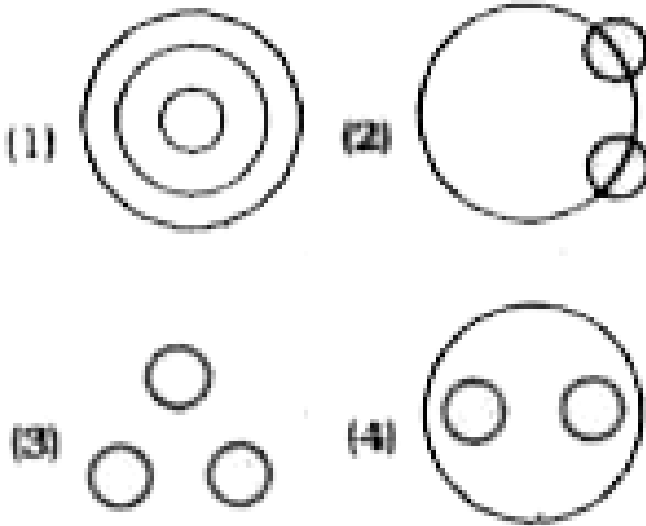
**Watch Video Solution**

**32.** Which diagram correctly represents the relationship between Human beings, Teachers, Graduates?



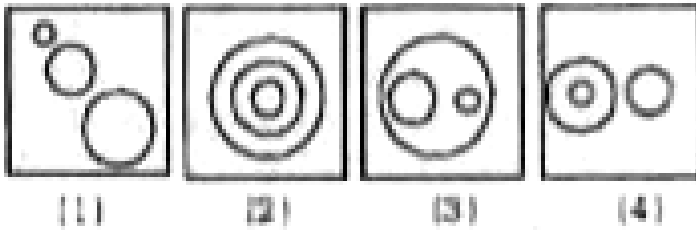
**Watch Video Solution**

**33.** Which one of the following Venn diagrams represents the best relationship between Snake, Lizard, Reptiles ?



**Watch Video Solution**


**34.** Which of the following figures represents Village, District, State?



**Watch Video Solution**

**35.** Choose from the given four diagrams 1, 2, 3, 4, the one that best illustrates the relationship among three classes. Minutes,


Days, Months.




(1)



(2)



(3)



(4)



Watch Video Solution

36. Which one of the following represents Rice, Wheat and Grain?



(1)



(2)



(3)



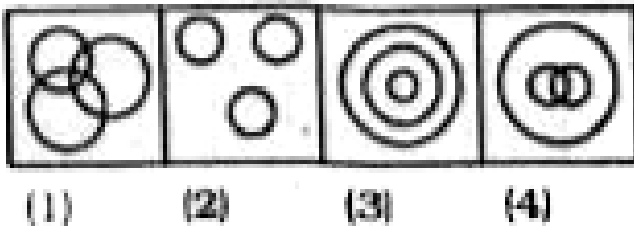
(4)



Watch Video Solution




**37.** Which one of the following represents School, Students and Monitors?



**Watch Video Solution**

**38.** Which one of the following represents Females, Mothers and Doctors?



(1)

(2)

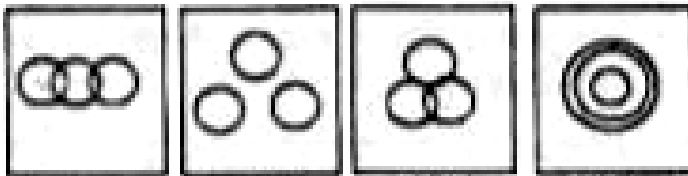
(3)

(4)



**Watch Video Solution**

**39.** Which one of the following diagrams represents bachelors, teachers and fathers?



(1)

(2)

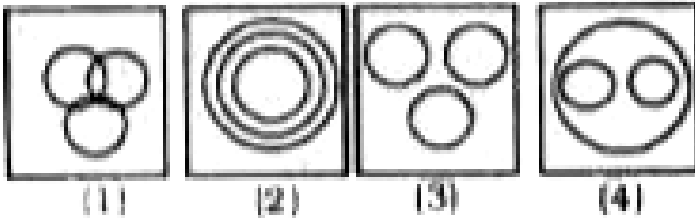
(3)

(4)



**Watch Video Solution**

**40.** Which one of the following alter native represents Husband, Wife and Family?



**Watch Video Solution**

**41.** Which of the following represents Cabbage, Vegetables and Beans?




(1)



(2)



(3)



(4)



**Watch Video Solution**

**42.** Which of the following figures represents actors, animals, birds?



(1)



(2)



(3)

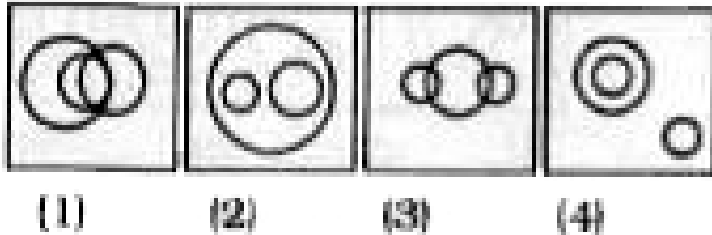


(4)



**Watch Video Solution**

**43.** Which one of the following represents paper, note-books and stationery?



**Watch Video Solution**


**44.** Which of the following figures represents State, Country, City?



(1)



(2)



(3)




(4)



**Watch Video Solution**

**45.** Which of the following diagrams represents Colour Cloth and Merchant?



(1)



(2)



(3)

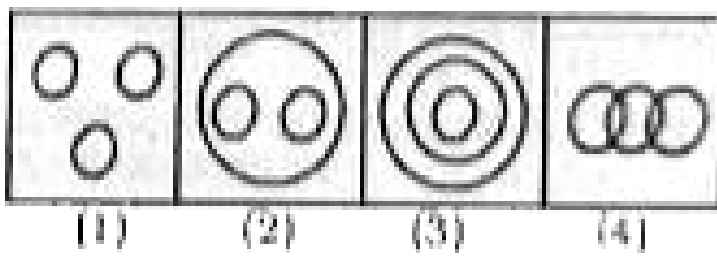


(4)



**Watch Video Solution**

**46.** Which of the following diagrams represents Degree students, BA students and BSc students?



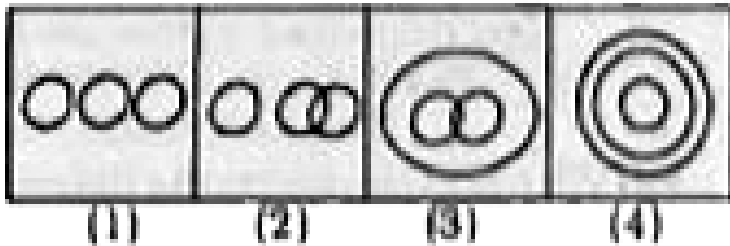
- A. 1
- B. 2
- C. 3
- D. 4

**Answer: B**



**Watch Video Solution**

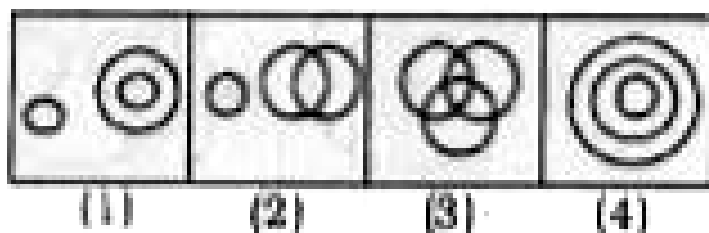
**47.** Which of the following diagrams represents Humans, Females and Girls?



**Watch Video Solution**



**48.** Select from the given diagram the one that illustrates the relationship among the given 3 classes : children below 18, persons in the electoral list. those who have voted.



A. 1

B. 2

C. 3

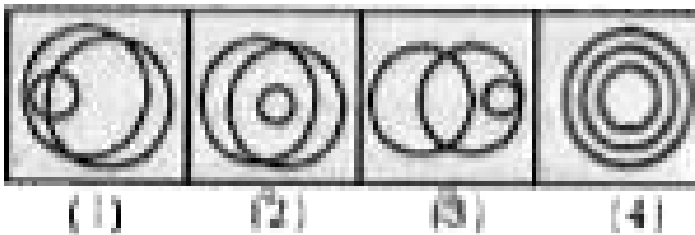
D. 4

**Answer: A**



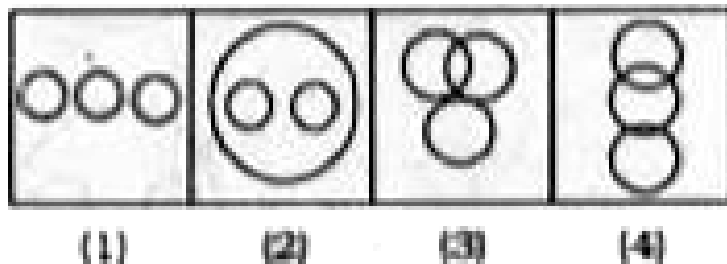
**Watch Video Solution**

**49.** Which one of the following represents males, boys, football players?




**Watch Video Solution**

50. Which of the following represents liquids, metals, gases?



**Watch Video Solution**

51. Which one of the following represents Lime, Cement and Brick?



(1)

(2)

(3)

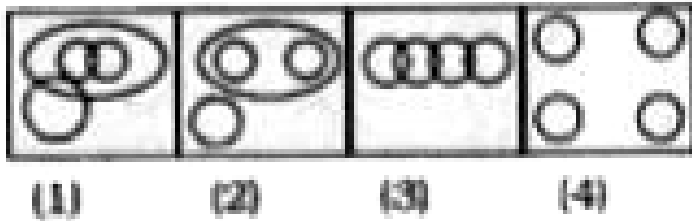
(4)



[Watch Video Solution](#)


52. In a feast organised in connection with a marriage, some of the participants were vegetarians, some others were non-vegetarians. Another group was of non vegetarians not eating meat and yet another group of people eating meat but not fish. Which of the following represents this

statistics?



Watch Video Solution

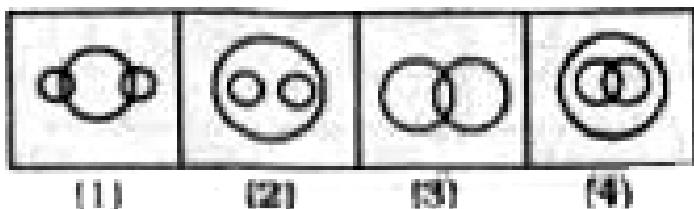
53. Which of the following diagrams represents the relationship of Professors, Doctors, Men ?





[Watch Video Solution](#)

54. Which of the following diagrams represents the relationship of Profit, Dividend, Bonus ?



[Watch Video Solution](#)

**55.** Which of the following diagram represents men, women and pregnant women?



(1)

(2)

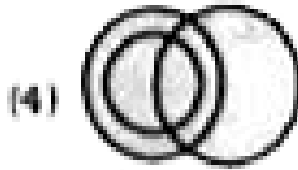


(3)

(4)



**Watch Video Solution**

**56.** Which diagram represents the relationship between Women, Mothers and Engineers ?

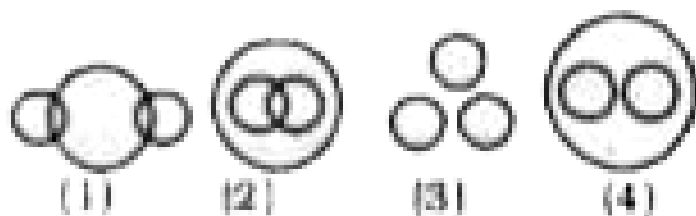


**Watch Video Solution**

**57.** If each circle represents a class of objects/ideas, written below then find out the answer figure which illustrates better the

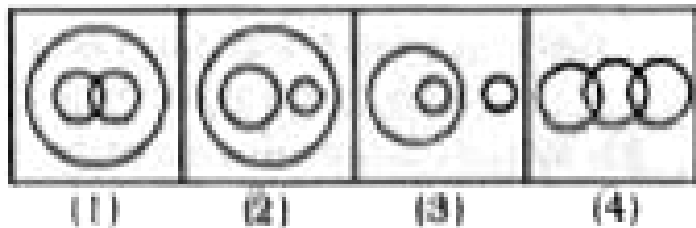


relationship among them: "Cats, Rats, Animals"



Watch Video Solution

58. Which figure represents the relation among animals, vegetables and potatoes?



Watch Video Solution

59. Which one of the following represents Dog, Carnivore, Tiger?



(1)

(2)

(3)

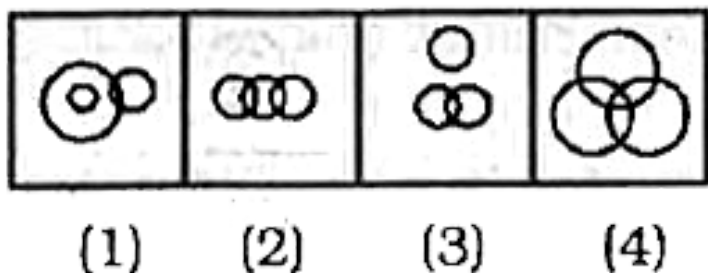
(4)



Watch Video Solution

60. Some of the Cricket players are Tennis players, some Tennis players are Hockey players, no Cricket player is a Hockey player.

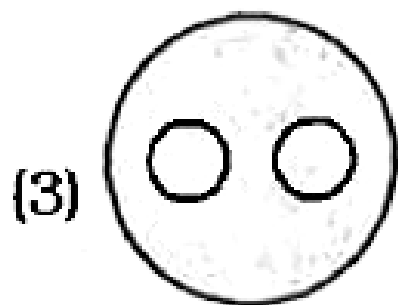
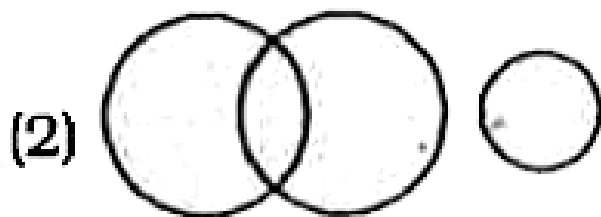
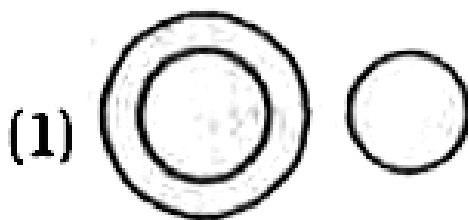
Which one of the following diagrams represents the above statements?



**Watch Video Solution**

**61.** Choose from the four diagrams given below, the one that illustrates the relationship

among languages, English and Hindi.



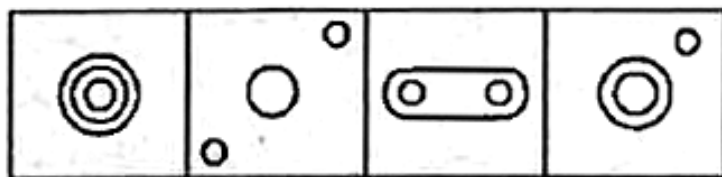
Watch Video Solution

62. Which one of the following diagrams represents water, salt and sugar?

**Question Figure :**



**Answer Figures :**



(1)

(2)

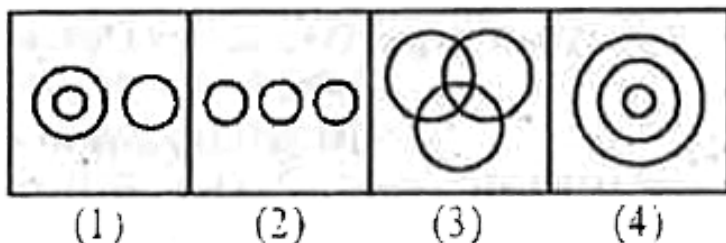
(3)

(4)



**Watch Video Solution**

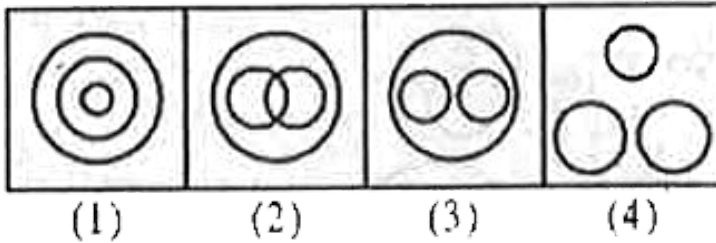
**63.** Which one of the following diagrams best depicts the relationship among Pigeons, Birds and Dogs ?



**Watch Video Solution**

**64.** Which one of the following diagrams best depicts the relationship among Boys, Girls and

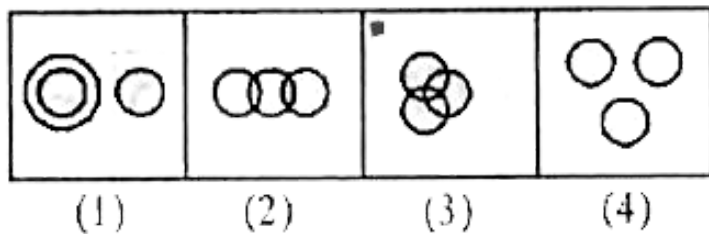
Children ?



[Watch Video Solution](#)

**65.** Find out which of the diagrams as given in the alternatives correctly represents the relationship among Employers, Doctors and

Women.



A. 1

B. 2

C. 3

D. 4

**Answer: C**




**Watch Video Solution**



66. Which one of the following figures represents relationship among furniture, chairs, tables ?




(1)



(2)



(3)



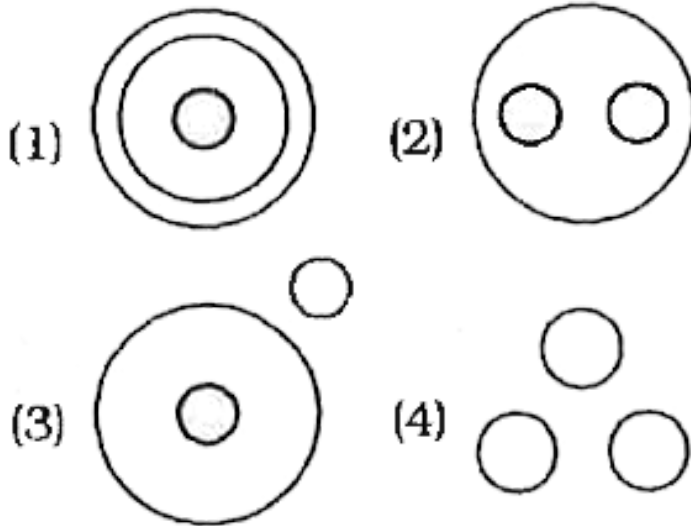
(4)



**Watch Video Solution**

67. Which one of the following figures represents the relationship among Brinjal,

Meat, Vegetables?



Watch Video Solution

**68.** Out of four figures which figure will best represent the relationship amongst the classes ?

1. Sparrow

2. Birds

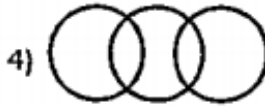
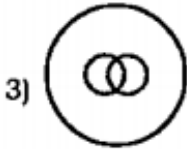
3. Mice



**Watch Video Solution**

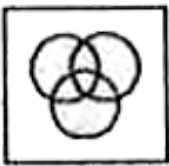
**69.** Which of the following diagrams correctly represents the relationship among the classes:

## Mountains, Forests, Earth

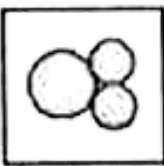


**Watch Video Solution**

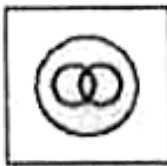
**70.** Which figure represents the relation among Lawyers, Teachers and Educated ?



(1)



(2)



(3)



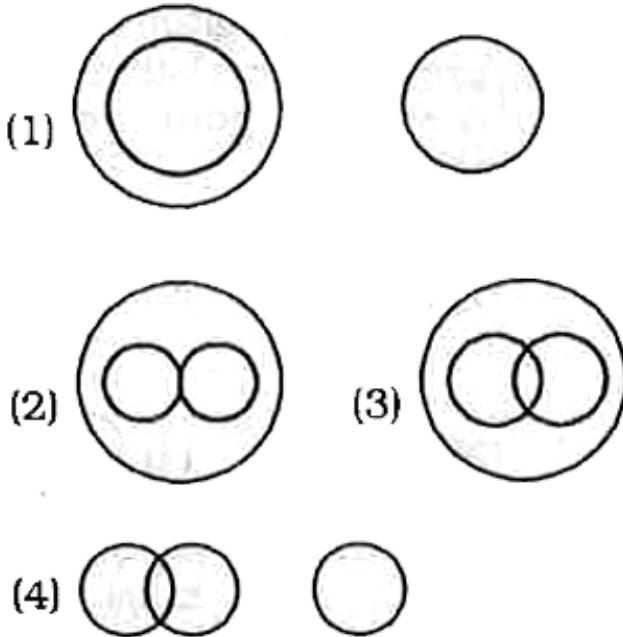
(4)



**Watch Video Solution**

71. Which one of the following figures represents the relationship among Dog,

## Animal, Pets ?



**Watch Video Solution**

**72.** In a class, there are 80 students who study both Computer Science and Electronics. While

100 students study Computer Science, 120 students study Electronics. How many of them study Computer Science only?

A. 100

B. 40

C. 180

D. 20

**Answer: D**




**Watch Video Solution**

73. Which one of the following diagrams represents the relationship between Cows, Animals and Goats?



**Watch Video Solution**

74. Which of the following figures represents the relationship between Building material, Cement and Wood ?



(A)

(B)

(C)

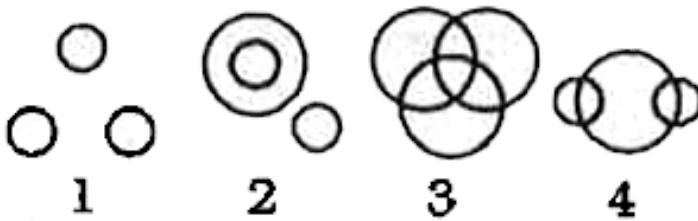
(D)



**Watch Video Solution**



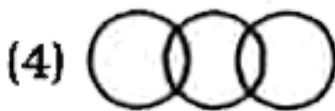
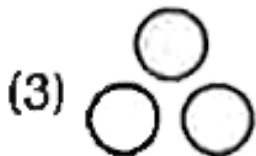
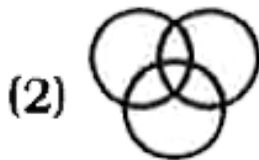
75. Which of the following figures represents the relationship among DOG, CAT and PET ?



[Watch Video Solution](#)

76. which one of the following diagram represents the relationship among illiterates,

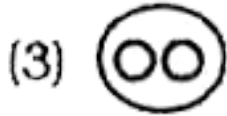
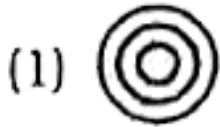
poor people and unemployed.



[Watch Video Solution](#)

**77.** Which one of the following diagrams best depicts the relationship among Fishes, Snakes


and Birds?



[Watch Video Solution](#)

**78.** Which one of the following diagrams best relationship among Pigeons, Birds and Dogs.

(1)



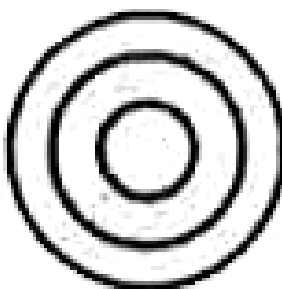
(2)



(3)

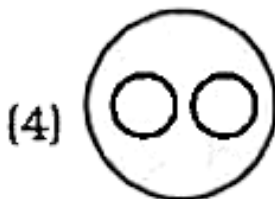
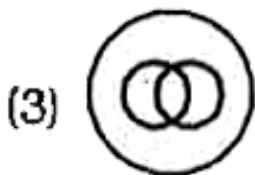
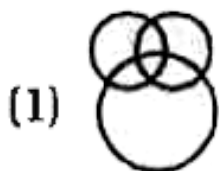


(4)



Watch Video Solution

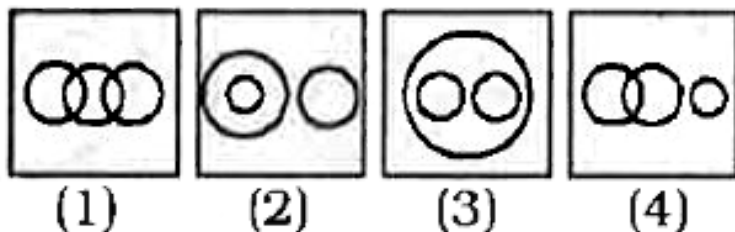
**79.** Which one of the following venn diagrams represent the relationship among Cement, Bricks and Building materials?



**Watch Video Solution**

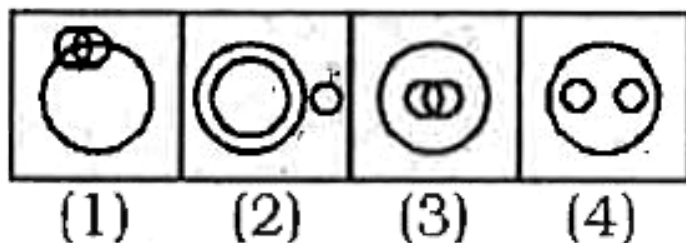
**80.** Which one of the following diagrams represent the relationship among Honey-bee, represent the relationship among Honey-bee,

## Insect and Housefly?



[Watch Video Solution](#)

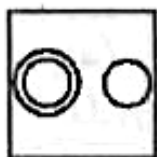
**81.** Which one of the following diagrams best depicts the relationship among horses, parrots and birds?





Watch Video Solution


82. Which one of the following diagrams represent the relationship among Days, Year and Months.



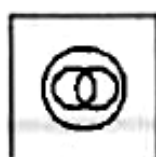
(1)



(2)



(3)



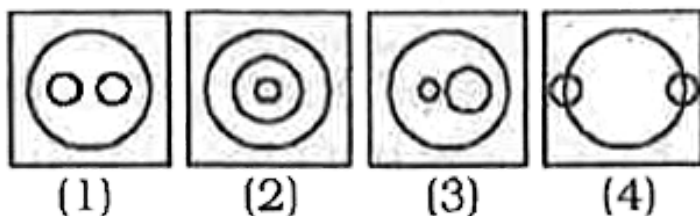
(4)



Watch Video Solution

**83.** Which one of the following venn diagrams represent the relationship among Nation, States and Districts ?

Nation, States, Districts



**Watch Video Solution**


**84.** Which one of the following figures represents relationship among furniture,




chairs, tables ?




(1)



(2)



(3)



(4)

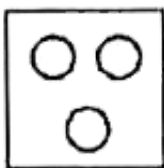


Watch Video Solution

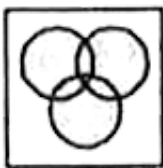
85. which figure will best represent the relationship among Birds, Crows, Eagles.



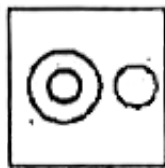
(1)



(2)



(3)




(4)



Watch Video Solution

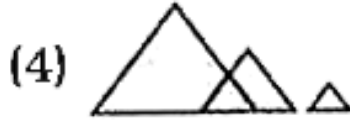
**86.** Which of the following diagram represents the relation between Table, Chair and Furniture ?



**Watch Video Solution**

**87.** Which one of the following diagrams best depicts the relationship among Tiger, Lions

and Animals?

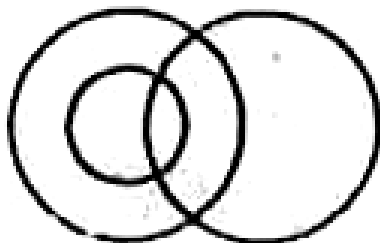


Watch Video Solution

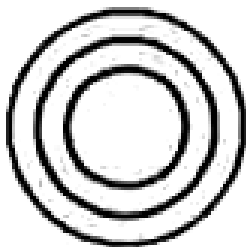
**88.** Which one of the following diagrams best depicts the relationship among people,

women and mothers ?

(1)



(2)



(3)

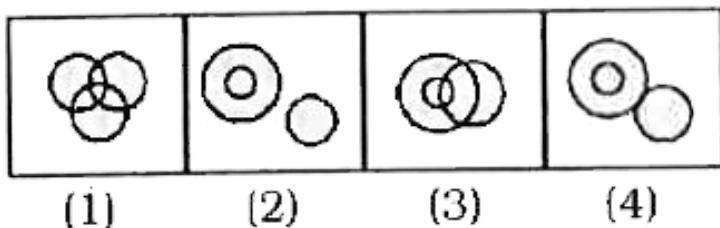


(4) None of these



Watch Video Solution

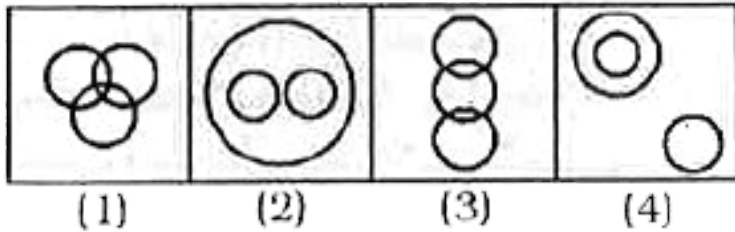
**89.** Which one of the following diagrams best depicts the relationship among Boys, Students and Athletes?



**Watch Video Solution**

**90.** For the given set of elements : Keyboard, function keys, letter keys which figure given below will best represent the relationship

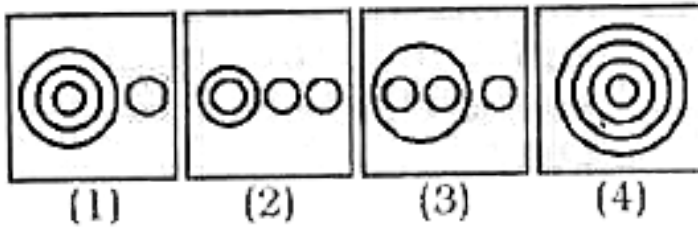
among these three elements ?



[View Text Solution](#)

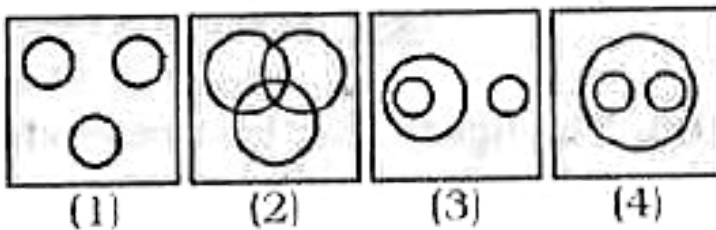
**91.** Which of the answer figure indicates the best relationship between milk, goat, cow, hen

?




[Watch Video Solution](#)

**92.** Identify the figure which best represents the relationship among Tree, Plant, and House.



[Watch Video Solution](#)

**93.** A represents doctors B represents pianists and C represents writers. Which of the statements is most appropriate ?



A. All singers are doctors



B. All writers and pianists are doctors.

C. All pianists are singers

D. None of these

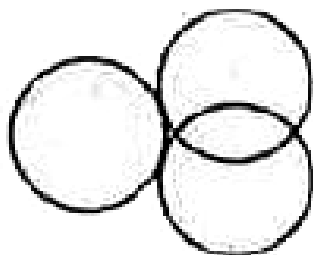
**Answer: C**




**Watch Video Solution**

**94.** Which figure represent the relationship among Sun, Moon, Molecule ?

(1)




(2)



(3)



(4)

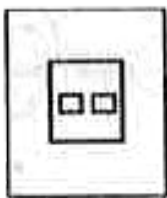


**Watch Video Solution**

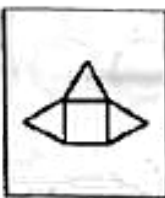
**95.** Choose from the following diagrams (1), (2), (3) and (4) the one that illustrates the relationship among three given classes : North America, United States of America, New York.




(1)



(2)



(3)



(4)



**Watch Video Solution**

**96.** Which of the following diagram best depicts the relationship between student,

college and school?



**Watch Video Solution**

**97.** Which figure best represents the relation among Man, Vegetables and Cow ?



**Watch Video Solution**


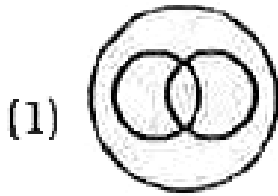
**98.** Which one of the following diagrams represents the correct relationship among Poison, Bio-products and Food ?



**Watch Video Solution**

**99.** Which one of the following diagrams best depicts the relationship among pen, pencils,

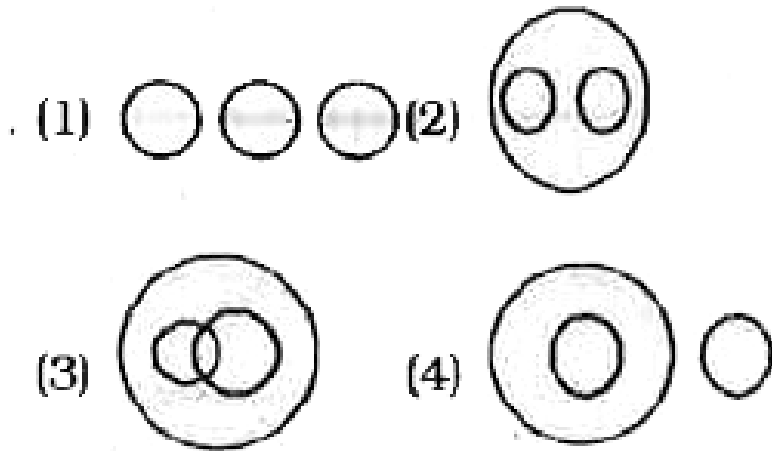
stationery?



[Watch Video Solution](#)

**100.** Indicate which figure will best represent the relationship amongst the three :

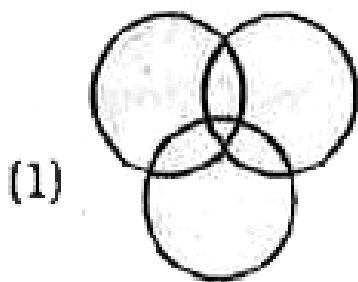
## Legumes Seeds, Peas, Kidney Beans



**Watch Video Solution**

**101.** Which one of the following diagrams best depicts the relationship among.

Black eyed people, Brown haired people, Indian

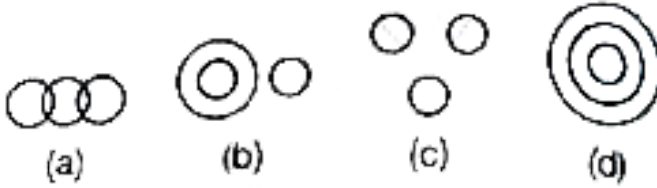


[Watch Video Solution](#)

**102.** Which one of the following diagrams best depicts the relationship among



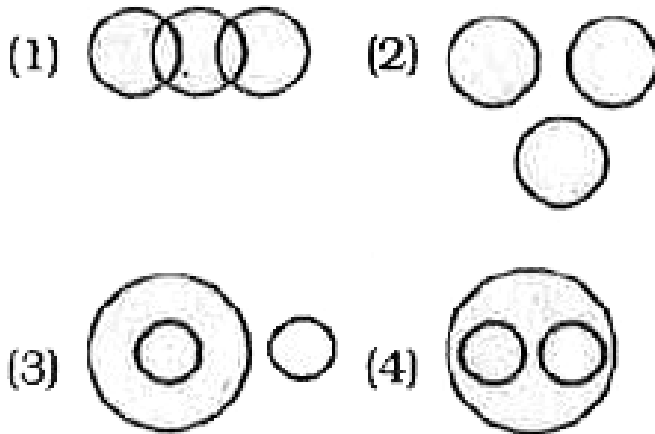
Earth , Sea and Sun ?



**Watch Video Solution**

**103.** Which one of the following diagrams best depicts the relationship among Mammals,



## Cows and Crows?



[Watch Video Solution](#)

**104.** Which of the following figure best represents the relationship amongst the

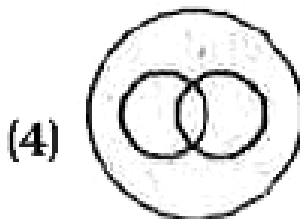
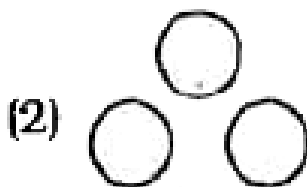
Human being. Girl, Boy?



[Watch Video Solution](#)

**105.** The figure that best represents interrelationship among "Star, Moon and

Mars".



[Watch Video Solution](#)

**106.** Identify the diagram that best represents the relationship among classes given below:


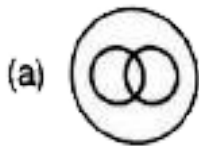
Parents, Mothers, Fathers



[Watch Video Solution](#)

**107.** Identify the diagram that best represents the relationship among classes given below.

## Sportsmen, Cricketers, Batsman



**Watch Video Solution**

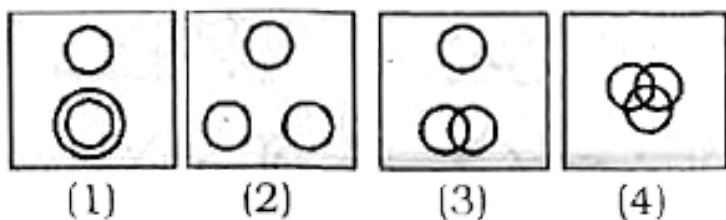
**108.** Identify the diagram that best represents the relationship among the classes given below.

Police, Thief, Criminal



**Watch Video Solution**

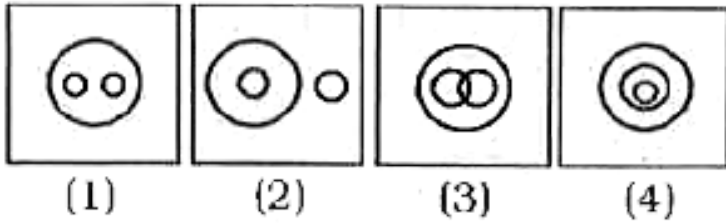
**109.** Which one of the following diagrams represents the correct relationship with the Class teacher, Girls and Boys of Std. VIII?



**Watch Video Solution**

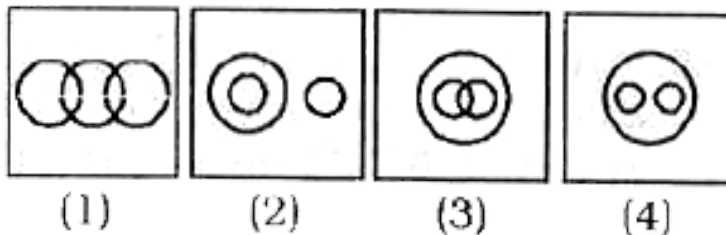
**110.** Which of the following diagrams represents the correct relationship between

## Herbivores, Tigers and Animals?



**Watch Video Solution**

**111.** Which of the following diagrams represents the correct relationship between Books, Novels and Dictionaries?







Watch Video Solution

**112.** Identify the diagram that best represents the relationship among classes given below:

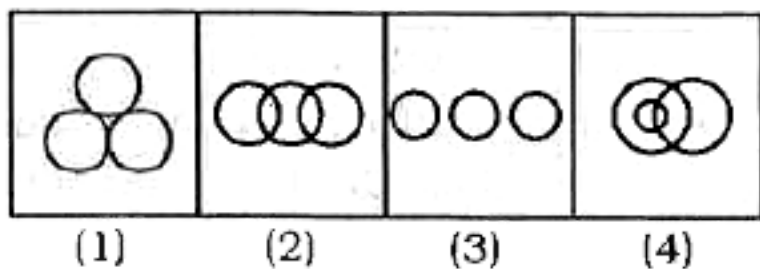
Food, Curd, Spoons



Watch Video Solution

**113.** Identify the diagram that best represents the relationship among the classes given below:

Females, Sisters, Teachers

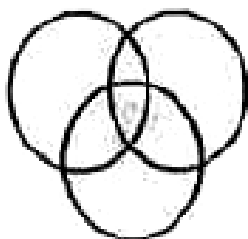


**Watch Video Solution**

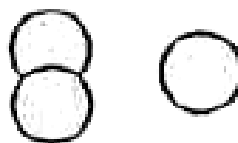
**114.** In each of the following questions represent the venn diagram that represents the relationship among classes given below.

Physician, Physical Education Instructor and Physicist.


(1)



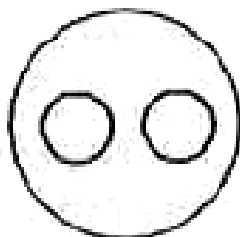
(2)



(3)



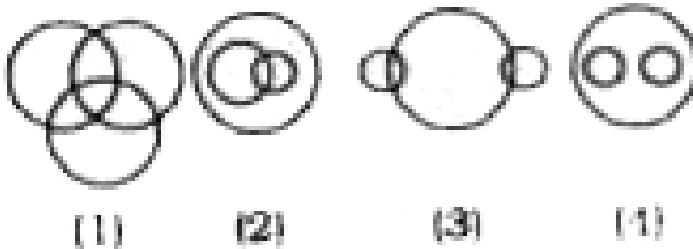
(4)



**Watch Video Solution**

**115.** In the following questions, identify the diagram that best represents the relationship among the classes given below.

Profit, Bonus, Dividend

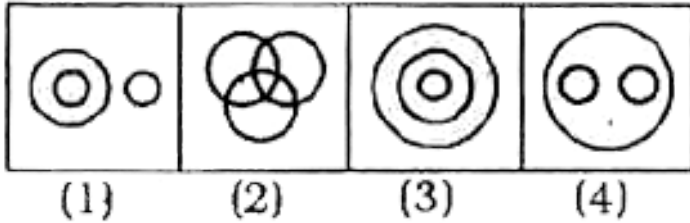


**Watch Video Solution**

**116.** In each of the following questions, identify the diagram that best represents the

relationship among the classes given below.

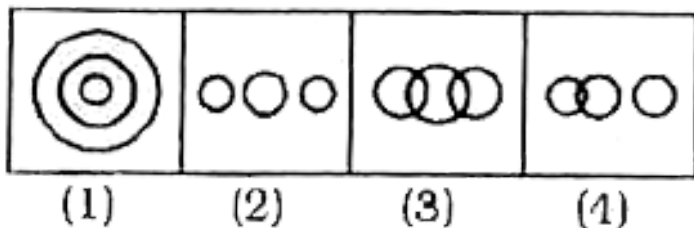
Teacher, Writer, Musician



**Watch Video Solution**

**117.** In each of the following questions, identify the diagram that best represents the relationship among the classes given below.

School, Women, Children



**Watch Video Solution**

**118.** In each of the following questions , which of the following questions, which of the following Venn diagrams best represents relation between given classes ?

Human , Birds , Animals



**Watch Video Solution**

**119.** In each of the following questions , which of the following questions, which of the following Venn diagrams best represents relation between given classes ?


Furits, Apples, Oranges



**Watch Video Solution**

**120.** Which one of the following diagrams represents the correct relationship among

society, teacher and student ?



Watch Video Solution

**121.** In the following questions, identify the diagram that best represents the relationship among the classes given below.




Duck, Penguin, Bird


Duck.

Penguin.


Bird




(1)



(2)



(3)



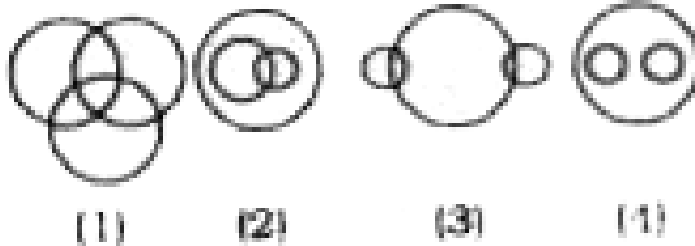
(4)



Watch Video Solution

**122.** In the following questions, identify the diagram that best represents the relationship among the classes given below.

Profit, Bonus, Dividend



**Watch Video Solution**

**123.** Which one of the following diagrams represents the correct relationship among




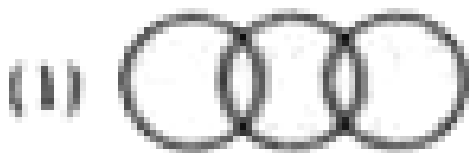
## Table, Chair and Furniture ?



**Watch Video Solution**

**124.** In each of the following questions, identify the diagram that best represents the relationship among classes given below:



Singers, Boys, Dancers.



Watch Video Solution

**125.** In each of the following questions, identify the diagram that best represents the relationship among classes given below:


Ornaments, Gold, Silver..



**Watch Video Solution**

**126.** In each of the following questions, which one of the following diagrams represents the correct relationship among .

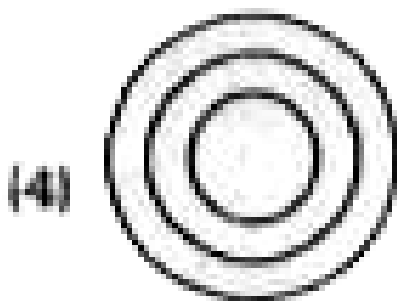

Lion, Fox and Carnivorous



**Watch Video Solution**

**127.** In each of the following questions, which one of the following diagrams represents the correct relationship among .

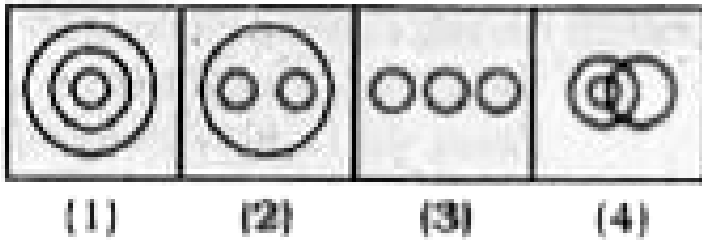
Manager, Labour Union and Worker





[Watch Video Solution](#)

**128.** Identify the diagram that best represents the relationship among Atmosphere, Oxygen and Carbon dioxide the classes given below.



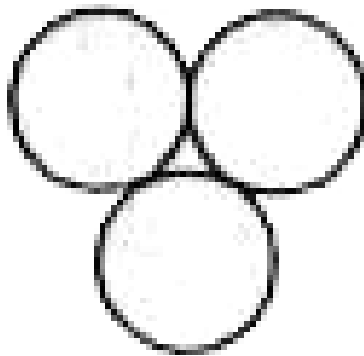
[Watch Video Solution](#)




**129.** In each of the following questions, identify the diagram that best represents the relationship among

# Government Servants, Lecturers, Doctors

(1)



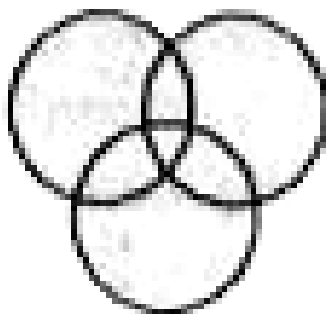
(2)



(3)



(4)






**130.** In each of the following questions, identify the diagram that best represents the relationship among classes given below:

M.K. Gandhi, Umesh Chandra Bandhopadhyay,



Jatin Das and Surya Sen.



[Watch Video Solution](#)

**131.** Which one of the following diagrams best depicts the relationship among Human Society


- Youth Club, Political Party and Youths ?



[Watch Video Solution](#)

**132.** Which one of the following diagrams represents correct relationship among pigeon,

birds, dogs ?




Watch Video Solution


**133.** In each of the following questions identify the diagram that best represents the relationship among the classes given below.

# Children, Serious, Naughty


(1)




(2)



(3)



(4)



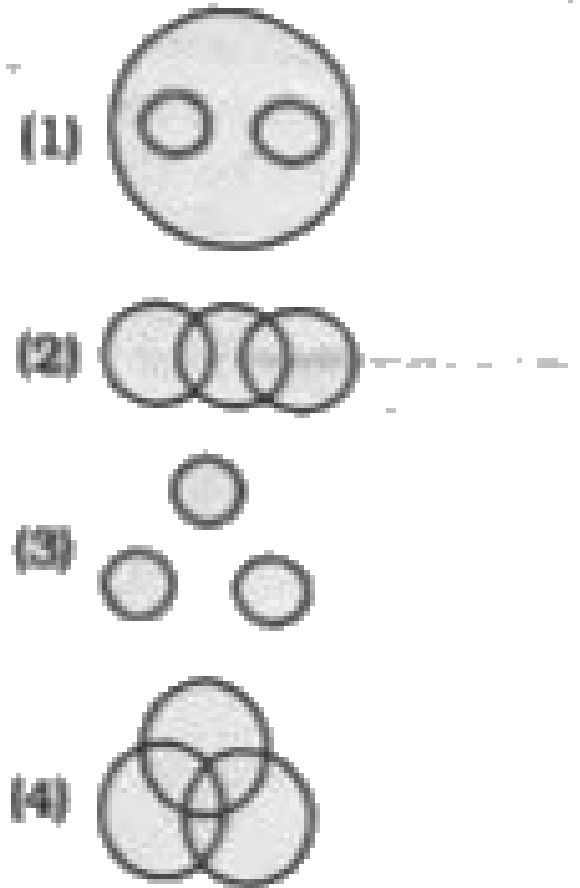


[Watch Video Solution](#)

**134.** In each of the following questions identify the diagram that best represents the relationship among the classes given below.



Teacher , Painter , Dramatist .




Watch Video Solution

**135.** In each of the following questions, identify the diagram that represents the best relationship among classes given below:

# Women, Sisters and Wives .


(1)




(2)



(3)



(4)




Watch Video Solution


**136.** In each of the following questions, identify the diagram that represents the best relationship among classes given below:

# Pulses, Redgram, Moongdal


(1)




(2)



(3)



(4)






Watch Video Solution

**137.** Which figure best represents the relationship between Editor, Newspaper and Journalist?

(1)




(2)



(3)




(4)




Watch Video Solution

**138.** Which Venn diagram truly represents relationship among Teachers, Scholars and Students ?


(1)




(2)



(3)



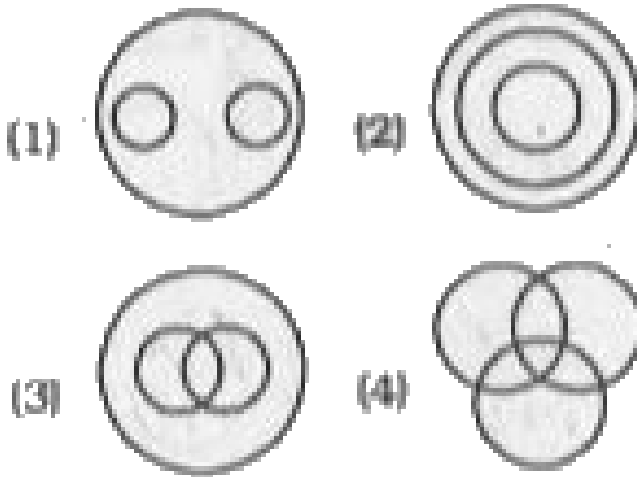
(4)



**Watch Video Solution**

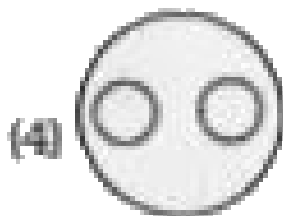
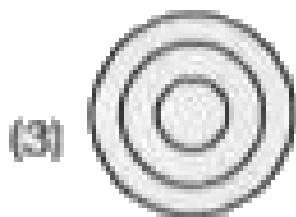

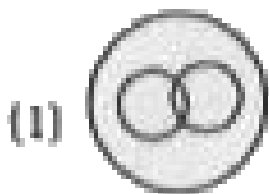


**139.** Which of the following states the relationship between Sociology, Psychology and Humanities?



**Watch Video Solution**

**140.** Choose from the given diagrams the one that illustrates the relationship among three classes. China, India, Asia



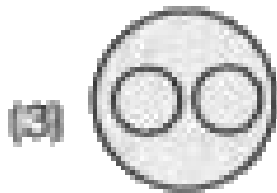
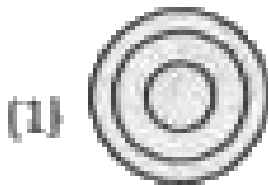
**Watch Video Solution**

**141.** Find the figure that best represents the group.

(1) Aeroplane

(2) Pilot



(3) Sky



**Watch Video Solution**

**142.** Identify the diagram that best represents the relationship among the classes given below:

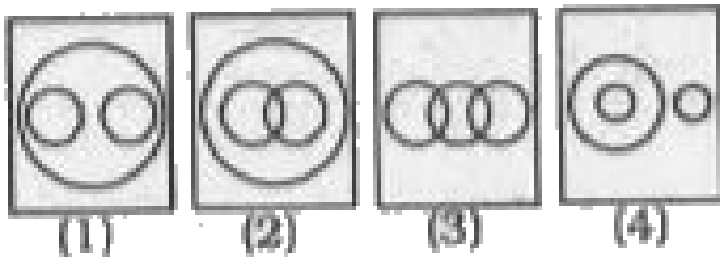
Animals, land animals, sea animals



**Watch Video Solution**

**143.** Identify the diagram that best represents the relationship among the classes given below:

Soda Water, Mineral Water, Liquid

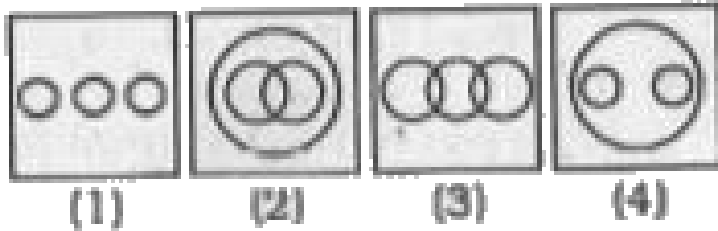


**Watch Video Solution**

**144.** In each of the following questions, identify the diagram that best represents the

relationship among classes given below:

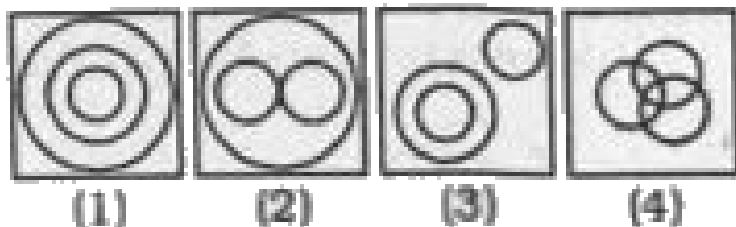
Languages, English, and Kannada



[Watch Video Solution](#)

**145.** In each of the following questions, identify the diagram that best represents the relationship among classes given below:


## Professors, Researchers, Scientists




[Watch Video Solution](#)

**146.** In each of the following questions, identify the diagram that best represents the relationship among classes given below:


Tigers , Lions , Animals.




(1)



(2)



(3)



(4)



Watch Video Solution

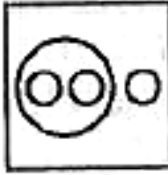
**147.** Which of the answer figure indicates the best relationship between milk, goat, cow, hen ?



(1)



(2)



(3)




(4)





Watch Video Solution


**148.** Which figure represents the relation amongst rose, flower and leaves.




(1)



(2)



(3)



(4)





Watch Video Solution

**149.** Identify the diagram that best represents the relationship among classes

given below:

Library, Books, Race




**Watch Video Solution**

**150.** Identify the diagram that best represents the relationship among classes given below:


## Social Science, History and Geography




(1)



(2)



(3)



(4)




**Watch Video Solution**

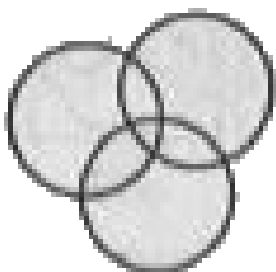
**151.** Which one of the following diagrams best depicts the relationship among Plant, Animal,

Deer.


(1)




(2)



(3)



(4)




Watch Video Solution


**152.** Which figure will best represent the relationship amongst the three classes?

# Boys, Students, Sportsmen


{1}




{2}



{3}

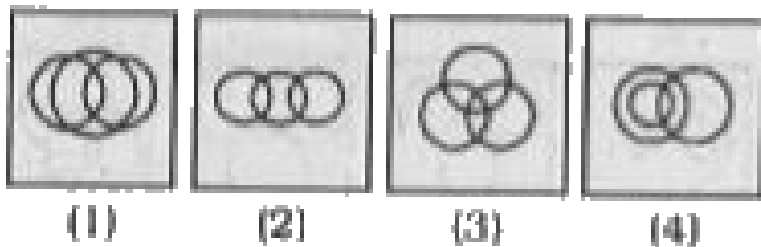


{4}



Watch Video Solution

**153.** Which of the following diagrams best represents cousins, nieces and females ?




**Watch Video Solution**

**154.** Identify the diagram that best represents the relationship among classes given below:

Athletes, Sprinters, Marathon runner



(1)



(2)



(3)



(4)

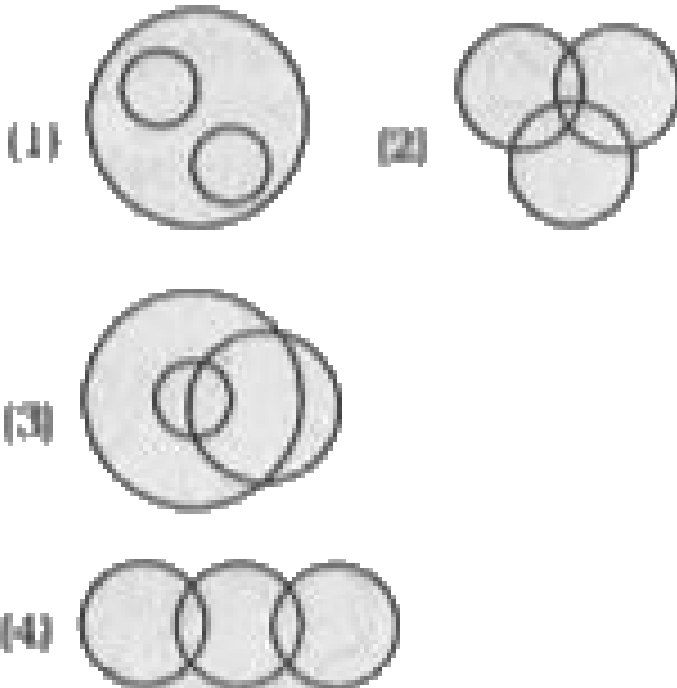


Watch Video Solution

**155.** Which combination figure best represents the relationship between mosquitoes, ants

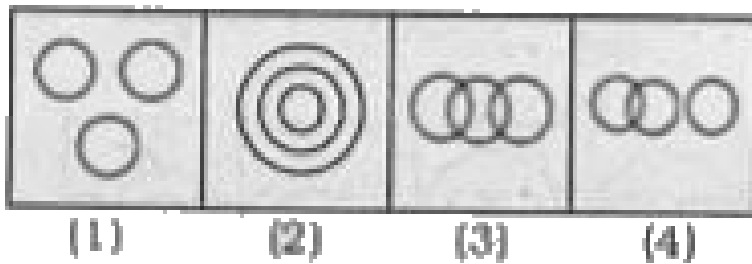


and insects?



Watch Video Solution

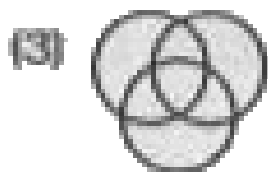

**156.** Which of the following figures give the proper relation to fruit, red and shirt?



[Watch Video Solution](#)

**157.** Which one of the following figures best represents the relationship among Kitchen,

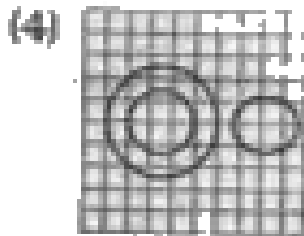
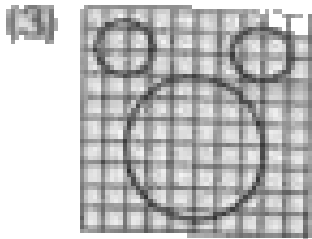
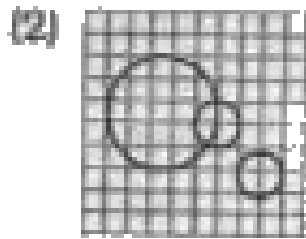
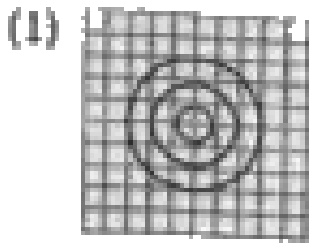
## House and Garden?



**Watch Video Solution**

**158.** Identify the diagram that best represents the relationship among classes given below:

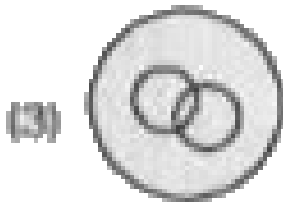


## Stationery items, Pencils, Potatoes



**Watch Video Solution**

**159.** Which of the following Venn diagrams represents the information given below?

Anteater, Mammals, Tiger

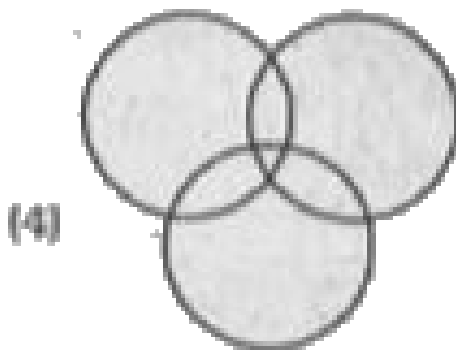
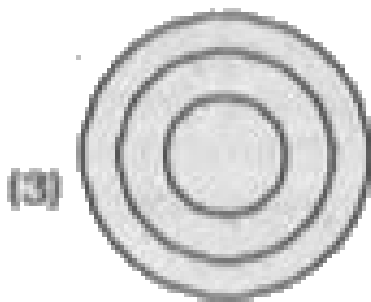



Watch Video Solution

**160.** Answer the question on the basis of the figures given below, that denote a set of classes. Pick out the figure that best denotes a

particular group.

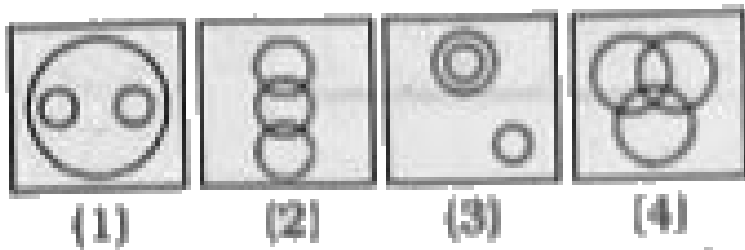
Adults, Doctors, Paediatrician





Watch Video Solution

**161.** There is a set of elements: Cooler, Television, Electronic gadgets. Which figure given below will best represent the relationship among these three elements ?

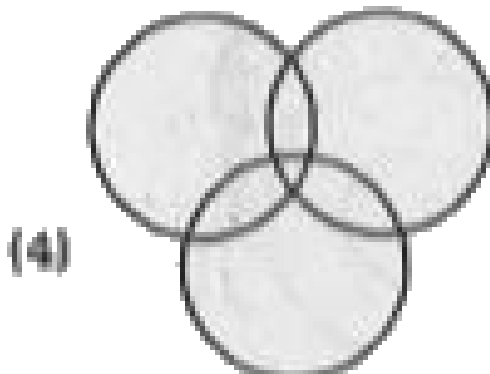
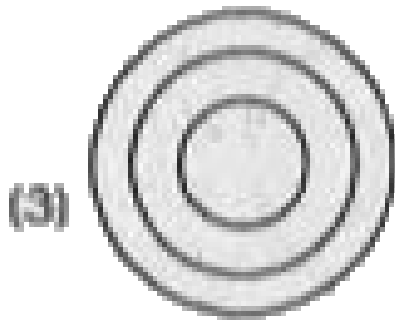



Watch Video Solution

**162.** Answer the question on the basis of the figures given below that denote a set of classes. Pick out the figure that best denotes a particular group.



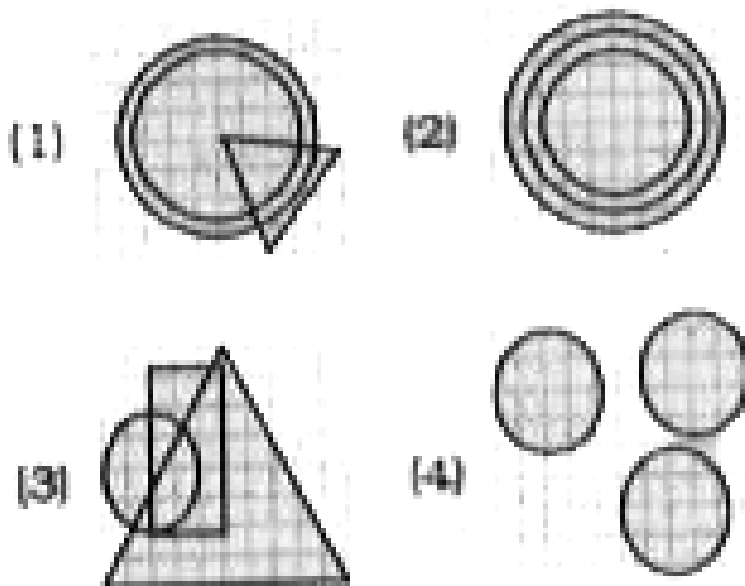
# Train, Chair, School



Watch Video Solution

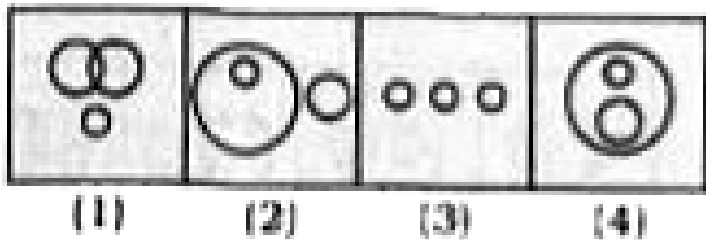
**163.** Identify the diagram that best represents the relationship among classes given below:

Universe, Stars, Sun



**Watch Video Solution**

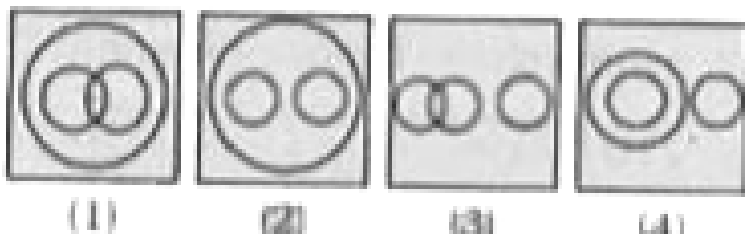
**164.** Which one of the following diagrams represents Insects, Flies and Dogs?



**Watch Video Solution**

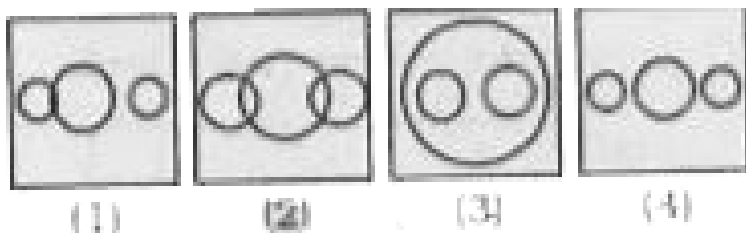
**165.** Choose from the four diagrams given below, the one that illustrates the relationship

among languages , Japanes , German.







Watch Video Solution

**166.** Which figure best represents the relationship between Religion Mosque , Temple ?



Watch Video Solution

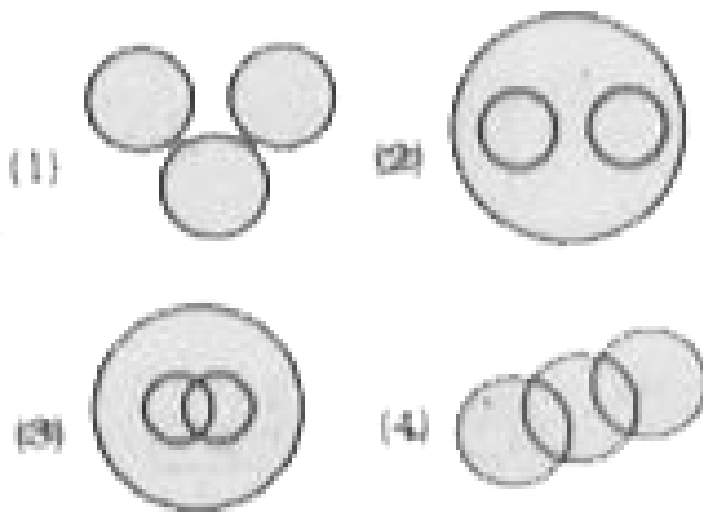
**167.** Which of the following represents the relationship between Science , Biology and Zoology?



**Watch Video Solution**

**168.** Which of the following Venn diagrams represents the given information ?

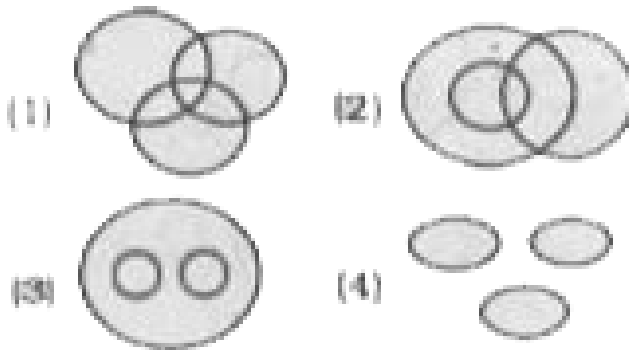
Sea, Fish , Boat .



**Watch Video Solution**

**169.** Identify the diagram that best represents the relationship among the classes given.

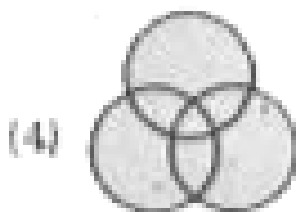
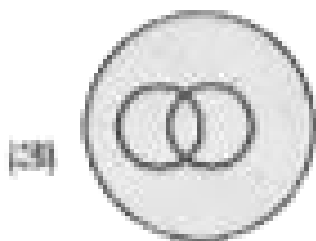


Car, Motorcycles, Automobiles.



**Watch Video Solution**

**170.** Identify the diagram that best represents the relationship among the classes given.

## Nitrogen, Air, Ice




[Watch Video Solution](#)

**171.** Identify the diagram that best represents the relationship among the classes given.

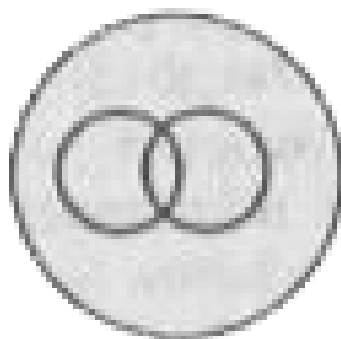


Whales, Fishes, Crocodiles.

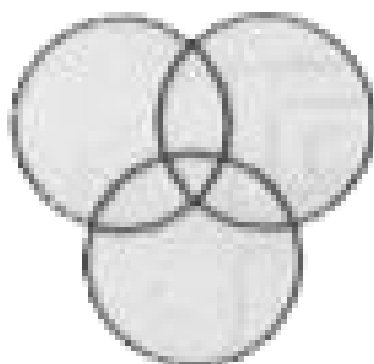
(1)




(2)



(3)



(4)






Watch Video Solution


**172.** Which one of the following diagrams represents the correct relationship between

## DOCTORS, SURGEONS and NURSES ?


(1)




(2)



(3)



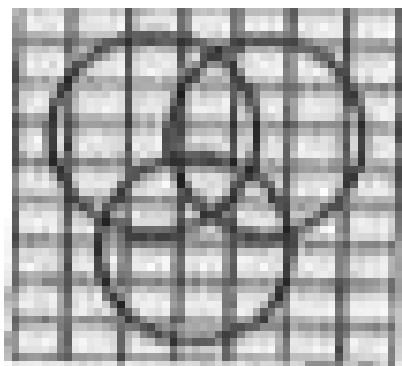
(4)




Watch Video Solution

**173.** Identify the diagram that best represents the relationship among classes given below  
Men, Rodents and Living Beings.


(1)



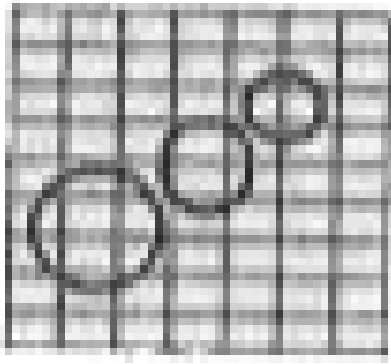
(2)



(3)



(4)




[Watch Video Solution](#)

**174.** Identify the diagram that best represents the relationship among classes given below


North America United States of America, New

York .

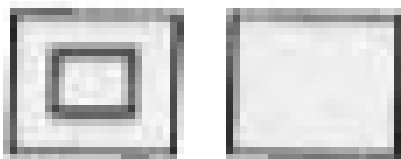
(1)



(2)



(3)



(4)

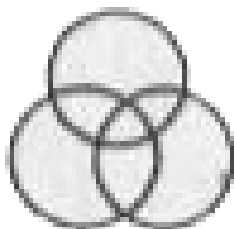


Watch Video Solution


**175.** Which one of the following figures represents the relationship among :

## Birds, Parrots, Bats

(1)



(2)



(3)



(4)



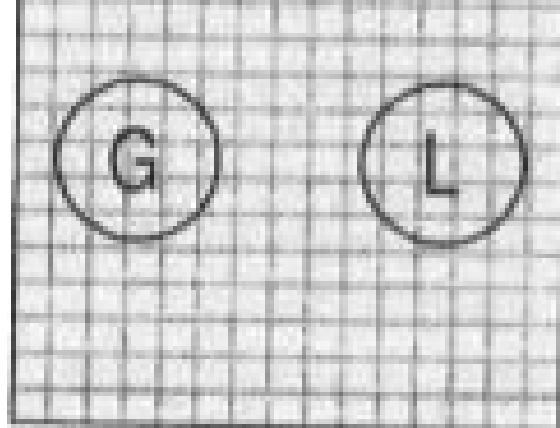
Watch Video Solution

**176.** In a village some of the gold smiths are literates. Which diagram shows literate goldsmiths?

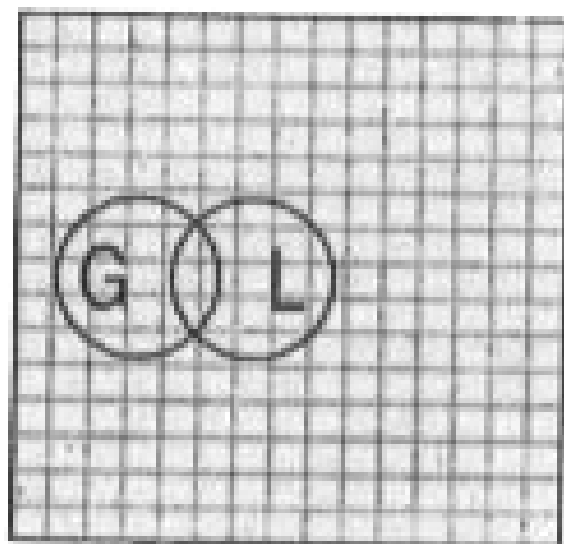
(1)



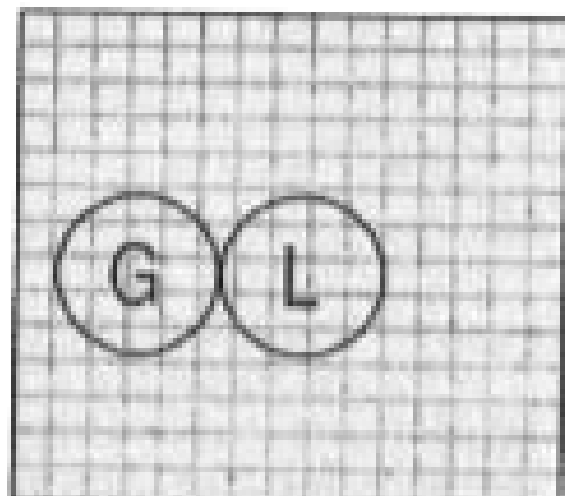




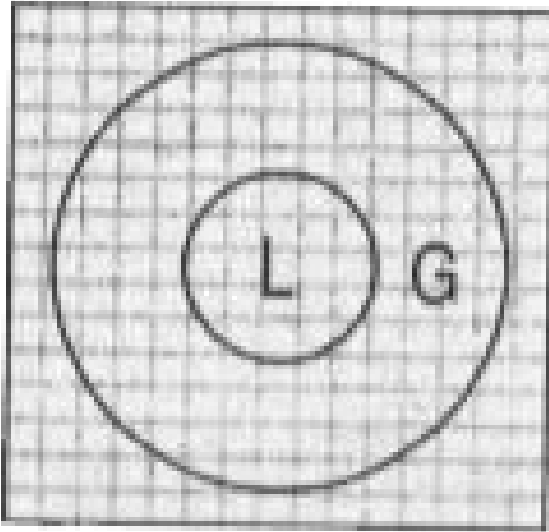
(2)



(3)



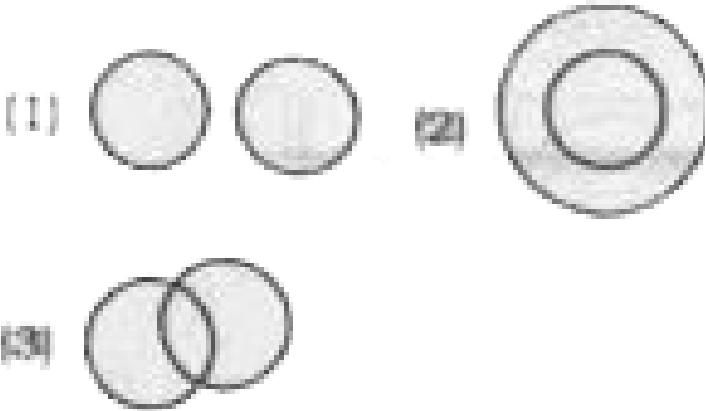
(4)



**Watch Video Solution**

**177.** In a village there are landlords of which some are literates . Which of the following best expresses the relationship between them

?




Watch Video Solution

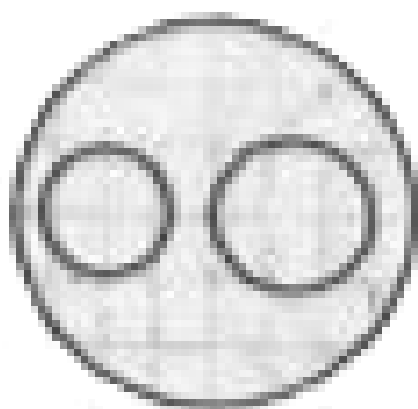
**178.** Identify the diagram that best represents the relationship among classes given below :

Minutes , Days , Months .

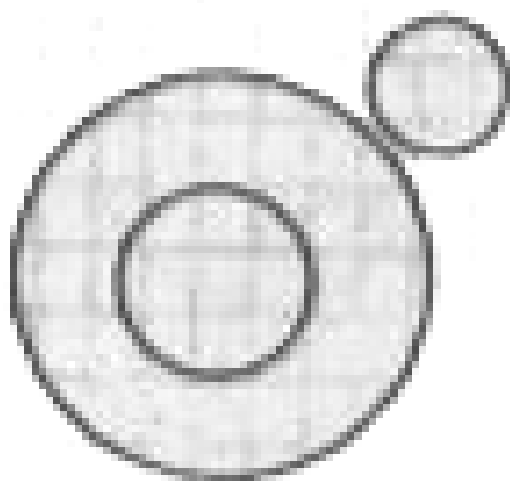
(1)



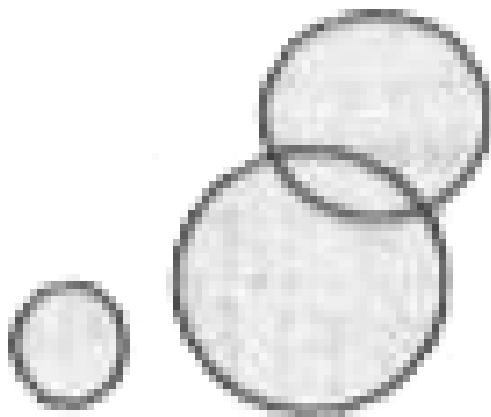
(2)



(3)



(4)




[Watch Video Solution](#)


**179.** Which of the answer figures best represents the relation between shirt ,

Garments , clothes.


(1)




(2)



(3)



(4)




**Watch Video Solution**

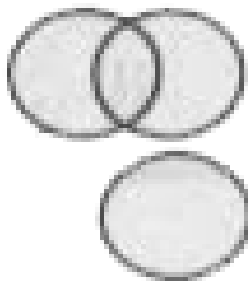
**180.** Which of the following figures correctly :

Doctors Lawyers , Professionals .


(1)




(2)



(3)



(4)




Watch Video Solution


**181.** Which of the answer figures best indicates the relationship between :

Doctors , Nurses , Hospital .


(1)



(2)



(3)



(4)



Watch Video Solution

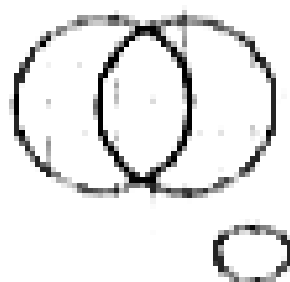
**182.** Which illustrates the relationship amongst Judges , thieves and cirmalas ?

(1)

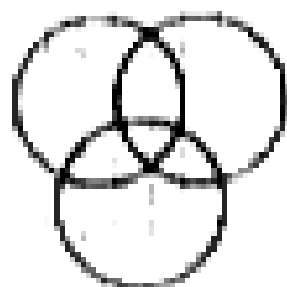




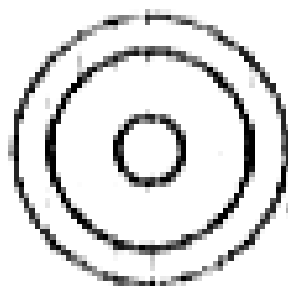
(2)



(3)



(4)






Watch Video Solution

**183.** Which of the diagrams given below correctly represents the relationship among

# WOMEN, MOTHERS, SPINSTERS?


(1)




(2)



(3)



(4)



Watch Video Solution

**184.** Identify the diagram that best represents the relation ship among classes given below:

DOCTOR, MAN, ACTOR

डॉक्टर, आदमी, अभिनेता वह आरेख चुनिए जो नीचे दिए गए वर्गों के बीच सम्बन्ध का सही निरूपण करता है।




**Watch Video Solution**

**185.** Identify the diagram that best represents the relationship among classes given below:

# Elephants, Lions and Animals

(1)



(2)



(3)



(4)



Watch Video Solution

**186.** Identify the relationship that best represents the relationship among classes given below ,

Professors, Women and Clerks

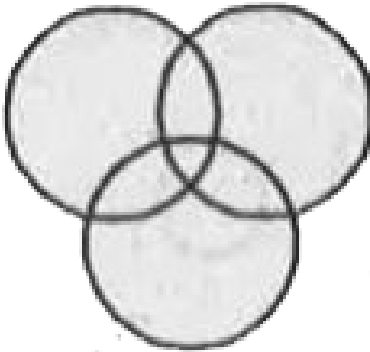


**Watch Video Solution**

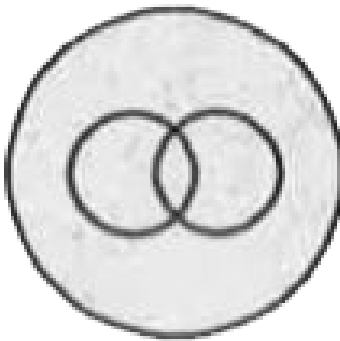
**187.** Identify the diagram that best represents the relationship among classes given below:

# Tennis fans, Cricket players, Students

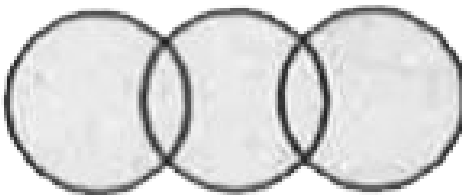
(1)



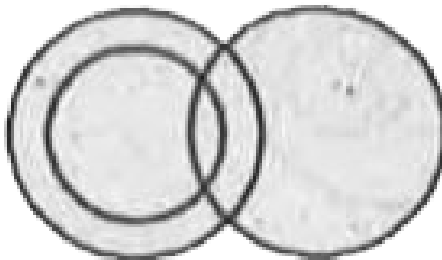
(2)



(3)



(4)



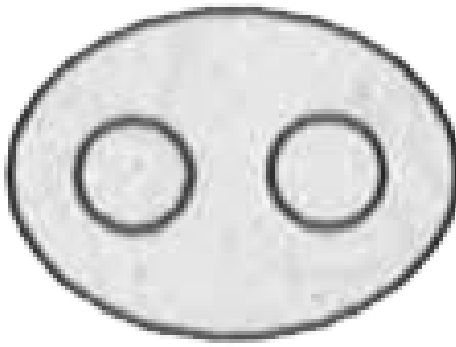
Watch Video Solution

**188.** Identify the diagram that best represents the relationship among classes given below:

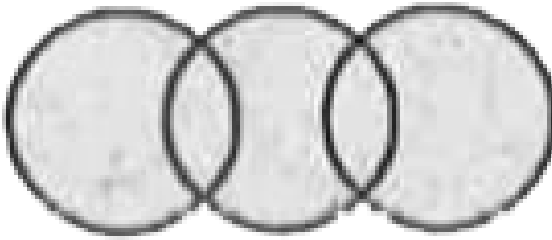
ELEPHANTS, WOLVES. ANIMALS



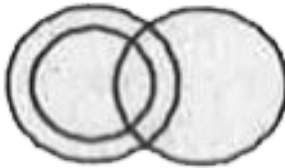
(1)



(2)



(3)

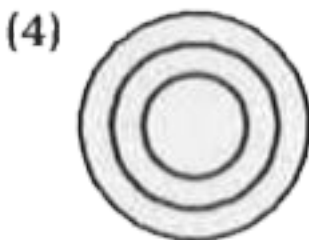
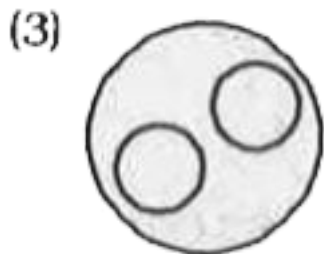
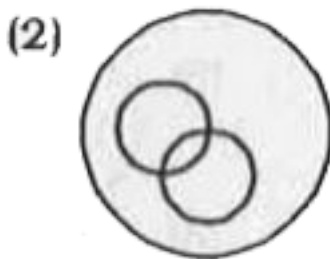
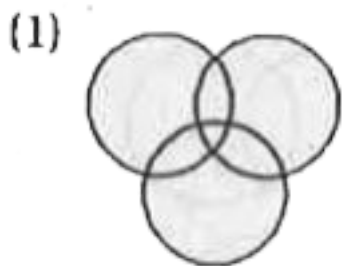


(4)



Watch Video Solution

**189.** Which of the following diagrams best represents the relationship among Awards , Pulitzer Prize and Oscars ?




**Watch Video Solution**


**190.** Identify the diagram that best represents the relationship among classes given below :

Males , Fathers , Engineers .

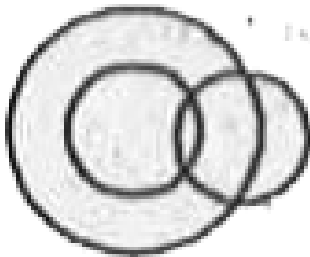
(1)



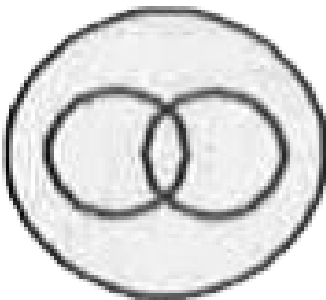
(2)



(3)



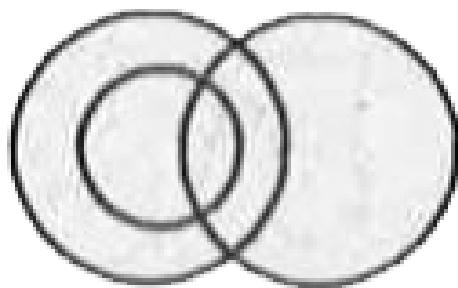
(4)




Watch Video Solution

**191.** Which of the following diagrams represents the relationship among males , fathers and advocates ?

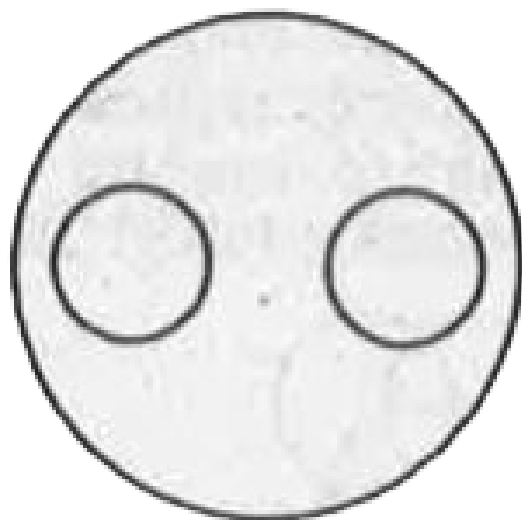
(1)




(2)



(3)



(4)



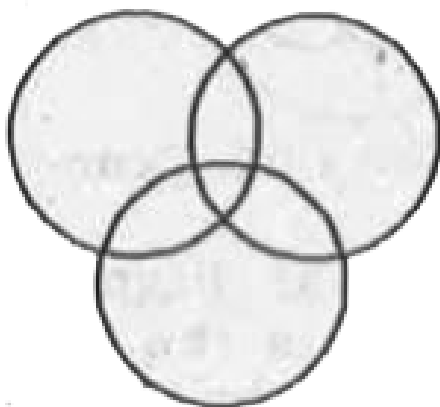


[Watch Video Solution](#)

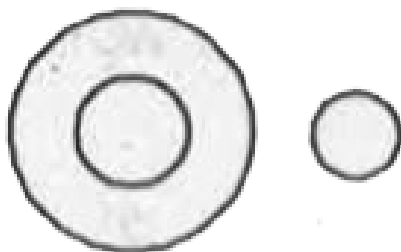
**192.** Identify the diagram that best represents the relationship among classes give below :

# Editors , Professors and Men.


(1)



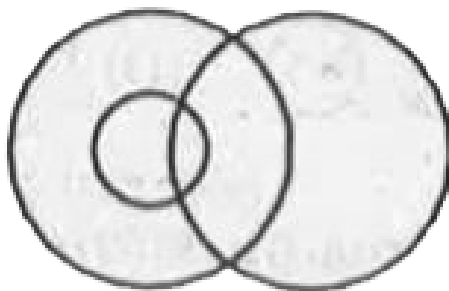
(2)



(3)



(4)








Watch Video Solution


**193.** Choose from the four diagrams given below , the one that illustrates the relationship among Languages . French and

German .

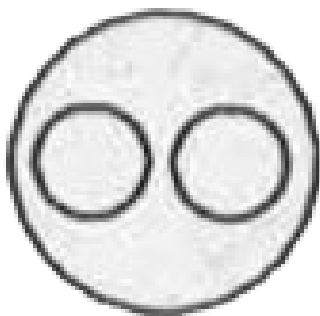
(1)



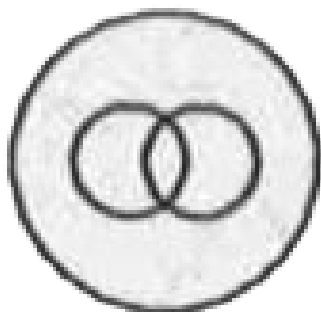
(2)



(3)



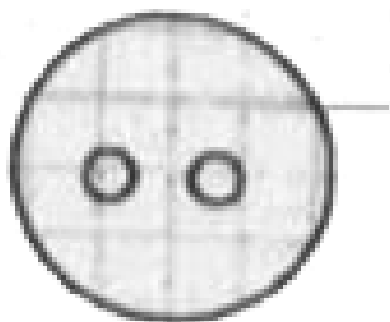
(4)




Watch Video Solution

**194.** Which figure represents the relationship among computer skilled , computer Illiterated , Employees.

(1)



(2)




(3)





(4)




[Watch Video Solution](#)


**195.** Which one of the following Venn diagrams best illustrates the three classes .

Rhombus , Quadrilaterals , Polygons .

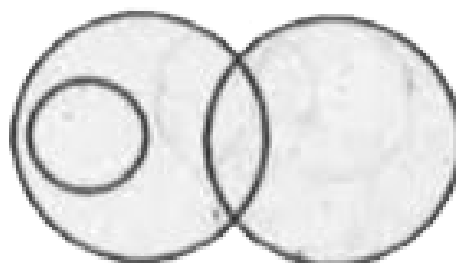
(1)



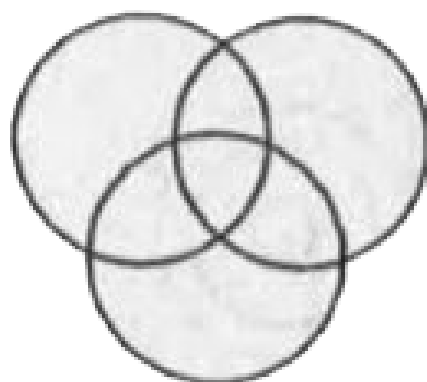
(2)



(3)



(4)



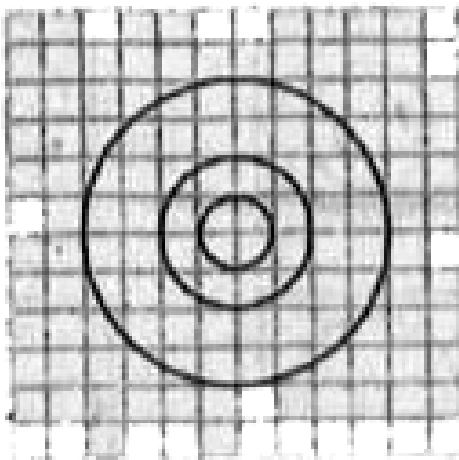


Watch Video Solution

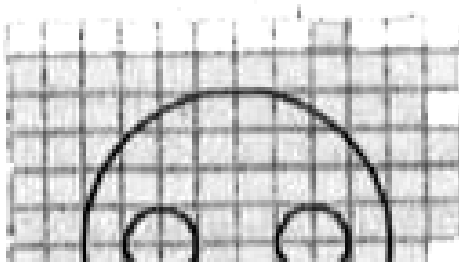
**196.** Identify the diagram that best represents the relationship among classes given below :

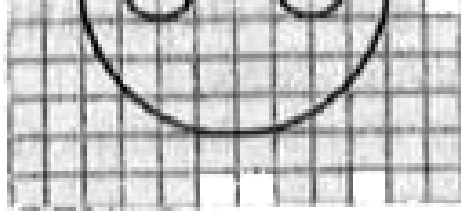
Delhi, Sri Lanka , Asia

**(1)**

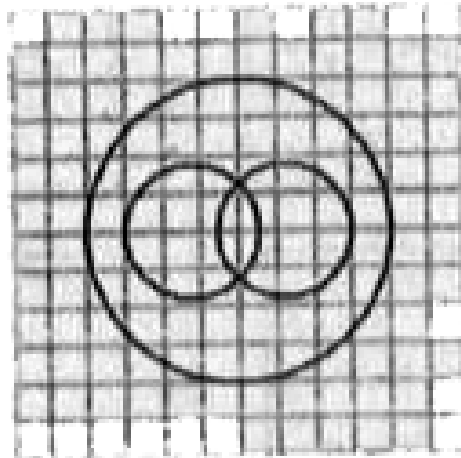


**(2)**

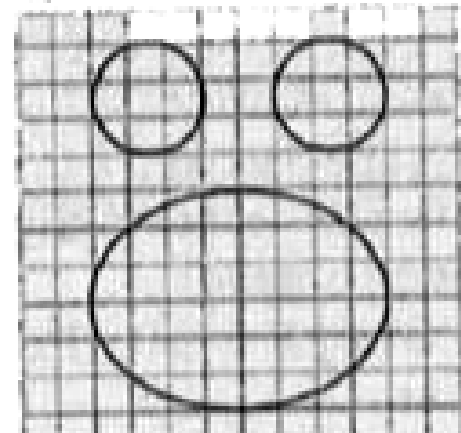




(3)



(4)



Watch Video Solution



**197.** Identify the diagram that best represents the relationship among classes given below :  
Professora , Post graduates and Employed .

(1)

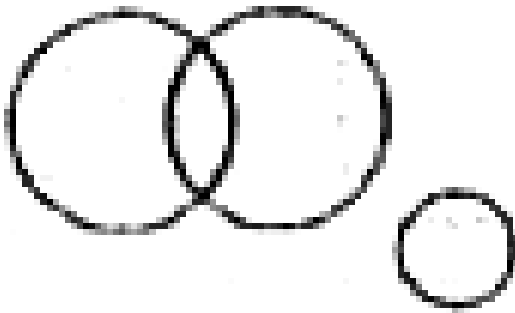


(2)



(3)



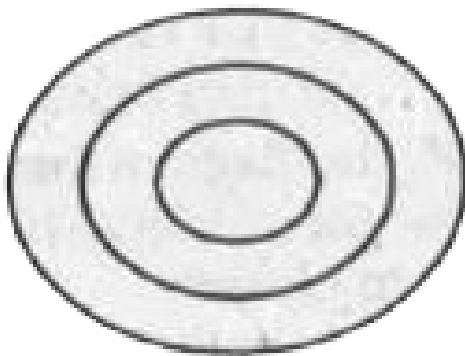


**Watch Video Solution**


**198.** Which one of the following diagrams best represents the relationships among Parliament , Council of Ministers and Prime

Minister ?

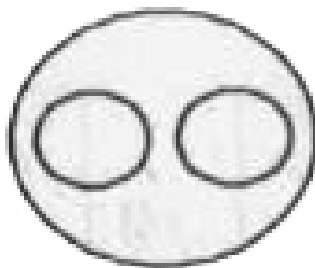
(1)



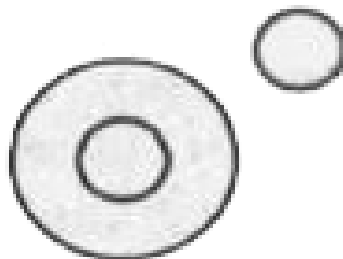
(2)



(3)

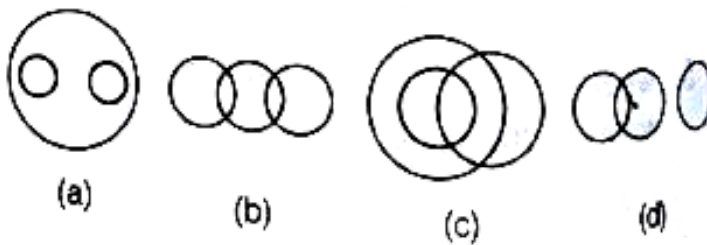


(4)



Watch Video Solution

**199.** Which one of the following diagram best depicts the relationship among Elephants, Wolves and Animals?

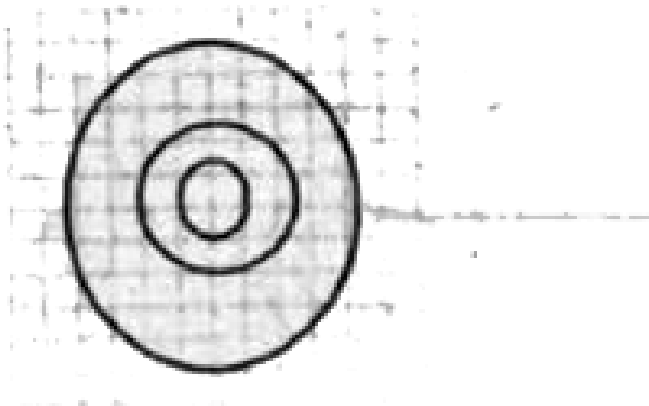


 [Watch Video Solution](#)

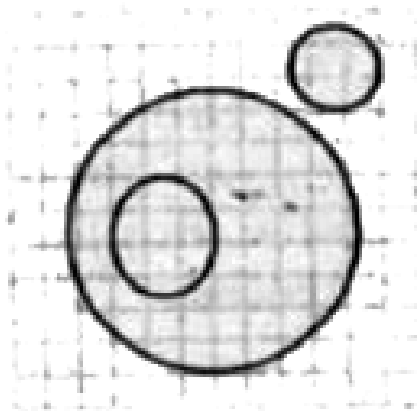
**200.** Which of the following diagrams represents the relationship among Tall men,

# Black haired Indians ?

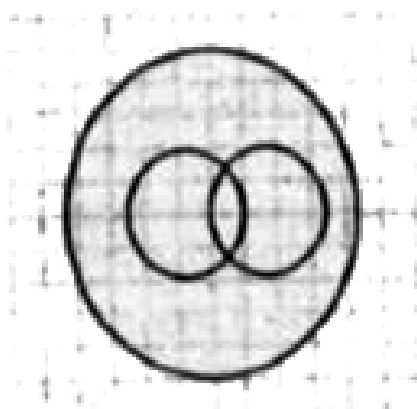
(1)



(2)

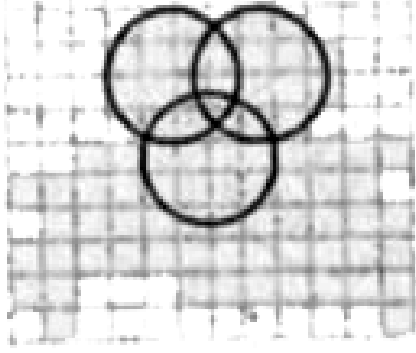


(3)



(4)



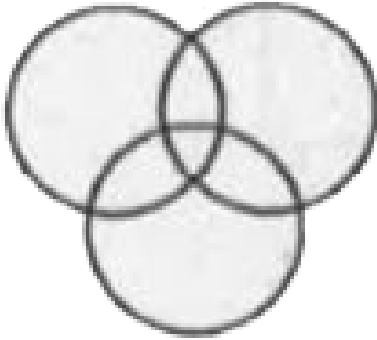


**Watch Video Solution**

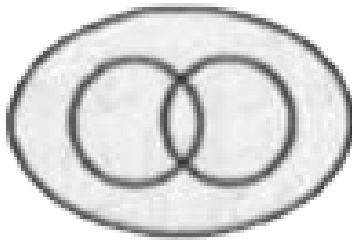
**201.** Which one of the following diagrams correctly represents the relationships among

Tennis fans Cricket players and Students .


(1)



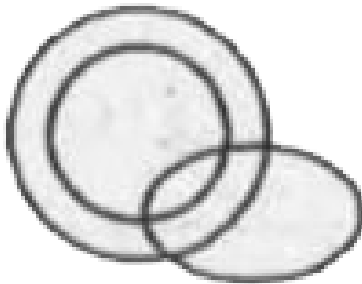
(2)



(3)



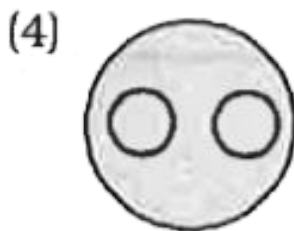
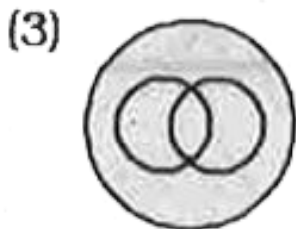
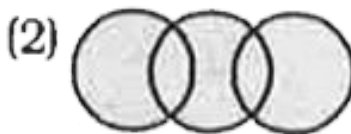
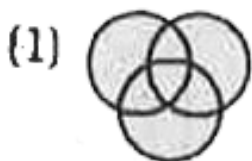
(4)



Watch Video Solution



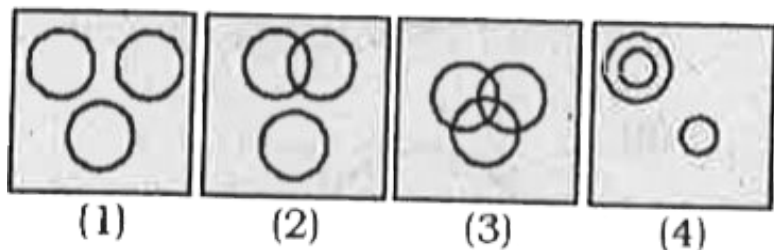
202. Which of the diagrams given below correctly represents the relation stated among Ballpoint pen sketch pen , pens.



Watch Video Solution

**203.** Identify the diagram that best represents the relationship among the given classes .

Sister , Mother , Brother .

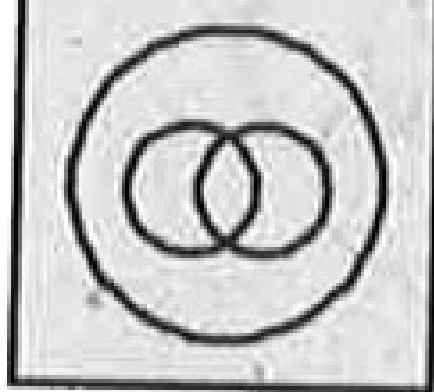


**Watch Video Solution**

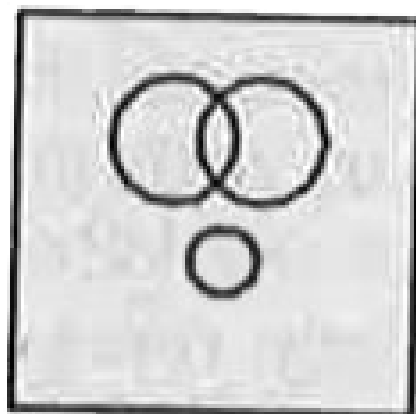
**204.** Identify the diagram that best represents the relationship among the given classes :

Graduates , Doctors , Professors.

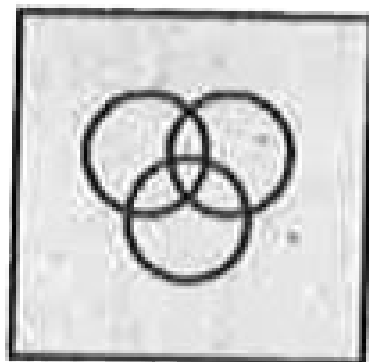
(1)



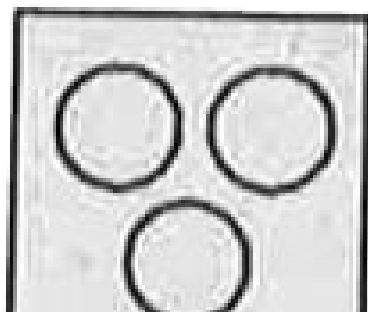
(2)



(3)



(4)

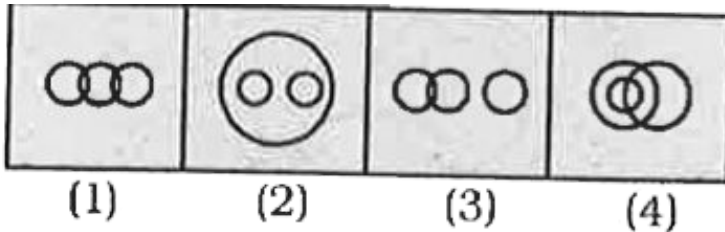




[Watch Video Solution](#)

205. Which of the following diagrams correctly represents the relationship amongst .

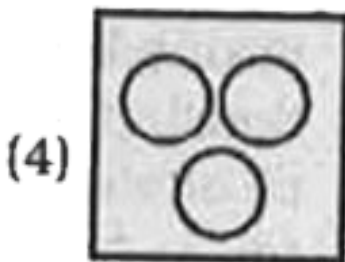
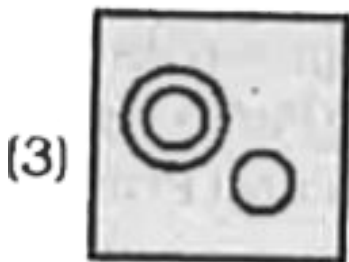
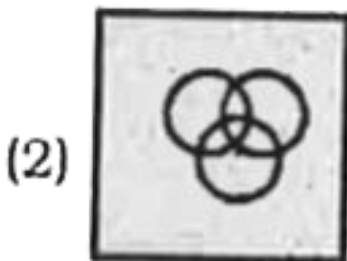
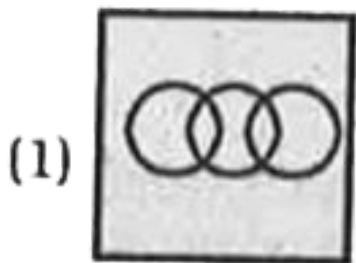
Tiger , Elephant , Animal .



[Watch Video Solution](#)

**206.** Identify the diagram that best represents the relationship among the given classes.

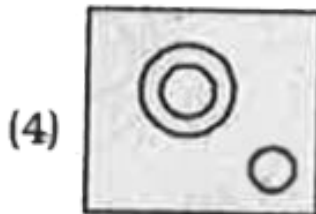
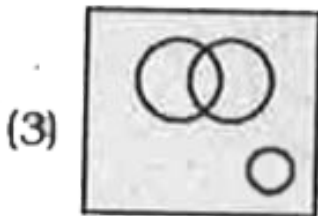
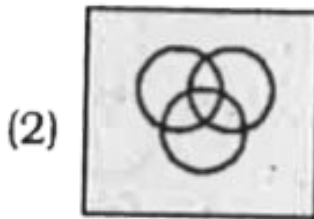
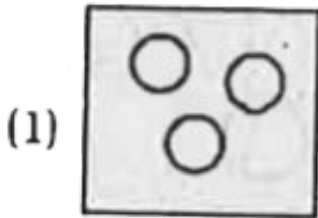
Singer , Musician, Businessman .



**Watch Video Solution**

**207.** Identify the diagram that best represents the relationship among the given classes.

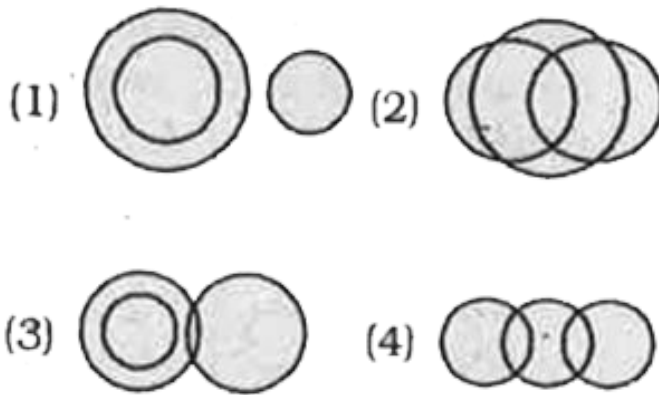
Girl , Singer , Politican .



**Watch Video Solution**

**208.** Identify the diagram that best represents the relationship among the given classes.

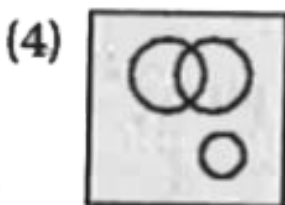
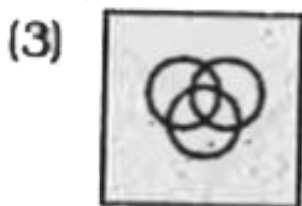
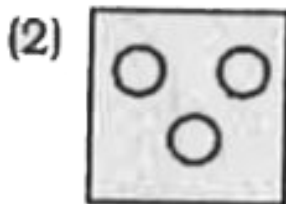
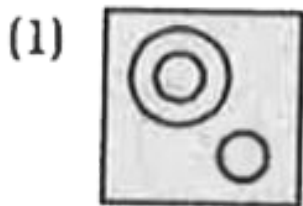
Earth , Planets , Moon .



**Watch Video Solution**

**209.** Identify the diagram that best represents the relationship among the given classes.

Omnivores , Bear , Deer.

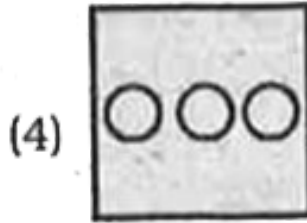
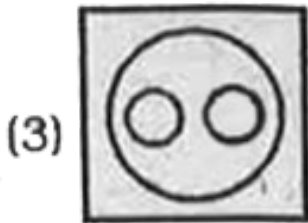
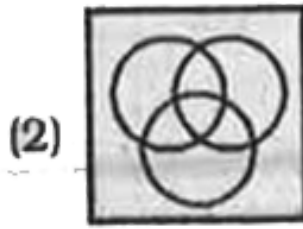
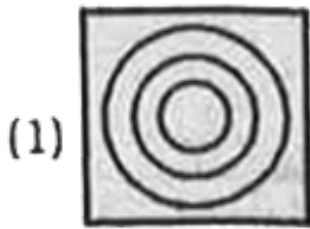


Watch Video Solution

**210.** Identify the diagram that best represents the relationship among the given classes.



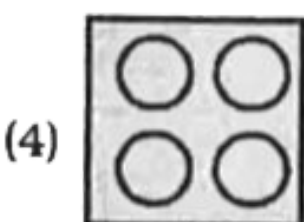
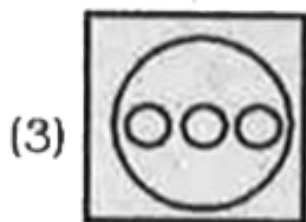
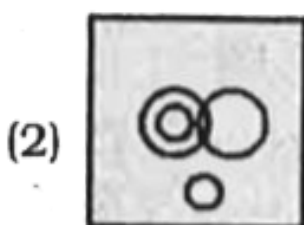
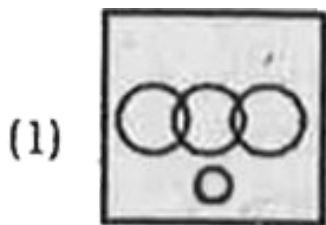
Sweets , laddoo , Jalebi.



**Watch Video Solution**

**211.** Identify the diagrams that best represents the relationship among the given classes.

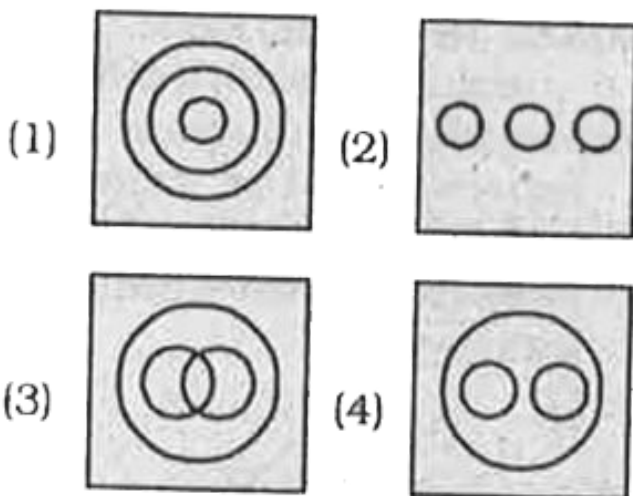
Earth , Crust , Mantle , Core .



**Watch Video Solution**

**212.** Identify the diagrams that represents the relationship among the given classes.

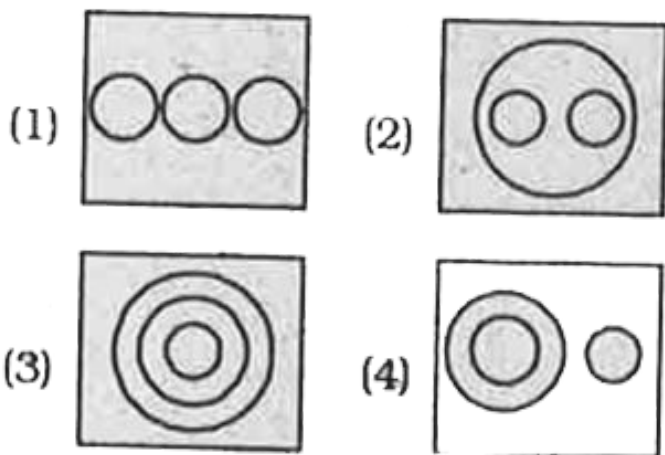
Food Supplement , Bournvita Horlicks .



[Watch Video Solution](#)

**213.** Which one of the following diagrams represents the relationship among :

Fruits , Mango , Banana .

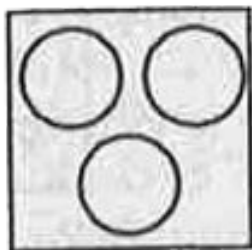


Watch Video Solution


**214.** Choose the correct Venn diagram which best illustrates the relationship among .

Hockey, Cricket , Games.

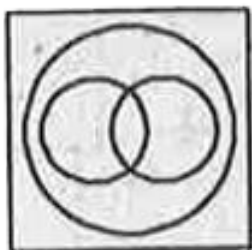
(1)



(2)



(3)



(4)



**Watch Video Solution**

**215.** Identify the diagram that best represents the relationship among the given classes.

Brother , Husband , Men.

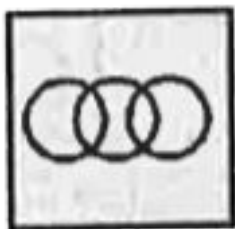
(1)



(2)



(3)



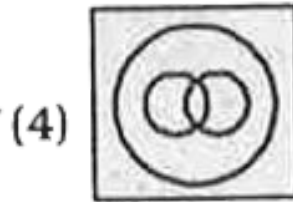
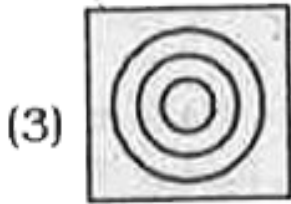
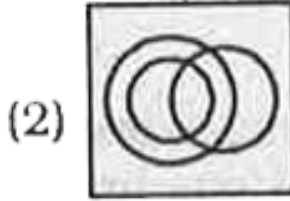
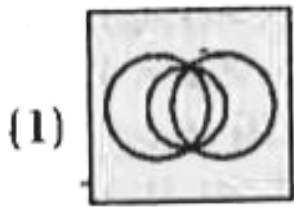
(4)



Watch Video Solution

**216.** Identify the diagram that best represents the relationship among the given classes .

Complex number , Integer , Natural number .



**Watch Video Solution**

**217.** Identify the diagram that best represents the relationship among the given classes.

Staff, Manager, Worker




**Watch Video Solution**

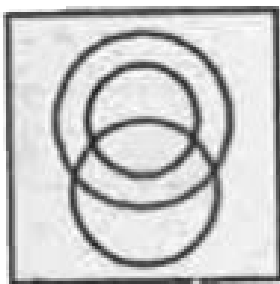
**218.** Identify the diagram that best represents the relationship among the give classes.

Green , Mango , Fruits.

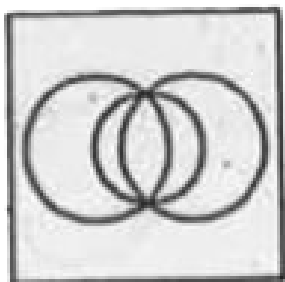
(1)



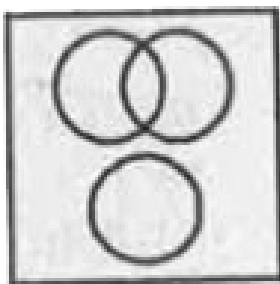
(2)



(3)



(4)



**Watch Video Solution**



**219.** Identify the diagrams that best represents the relationship among the given classes .

Animal , Leopard , Lion.

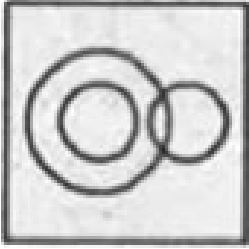


[View Text Solution](#)


**220.** Identify the diagram that best represents the relationship among the given classes.

Vegetable , Onion , Eatables.

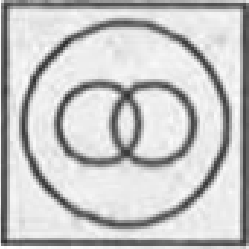
(1)




(2)



(3)



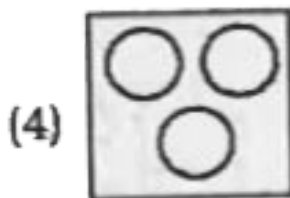
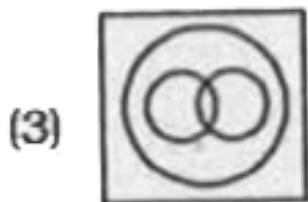
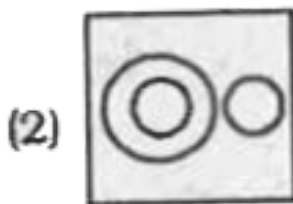
(4)



Watch Video Solution

**221.** Identify the diagram that best represents the relationship among the given classes.

Kindey , Foot , Head .




[Watch Video Solution](#)


**222.** Identify the diagram that best represents the relationship among the given classes.

Red , Blue , colour .


(1)



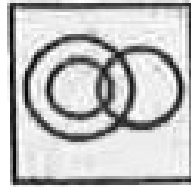
(2)



(3)



(4)



[Watch Video Solution](#)

**223.** Identify the diagram that best represents the relationship among the given classes.

Haryana, Chandigarh, Uttar Pradesh





[Watch Video Solution](#)

**224.** Identify the diagram that best represents the relationship among the given classes .

Furniture , Chair, Table




[Watch Video Solution](#)


**225.** Identify the diagram that best represents the relationship among the given classes.

Pen, Ink , Refill.


(1)




(2)



(3)



(4)



**Watch Video Solution**

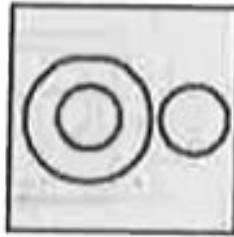
**226.** Identify the diagram that best represents the relationship among the given classes.

Lady finger , Apple , Fruit.

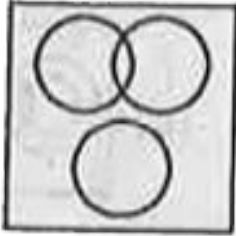
(1)



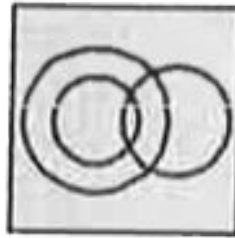
(2)



(3)



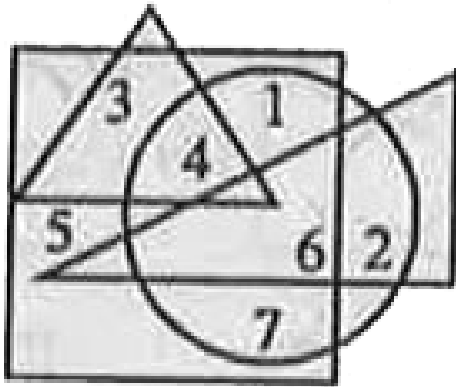
(4)



**Watch Video Solution**

Type li

1. Which number is present only in one figure?



A. 1

B. 3

C. 5

D. 7

**Answer: C**

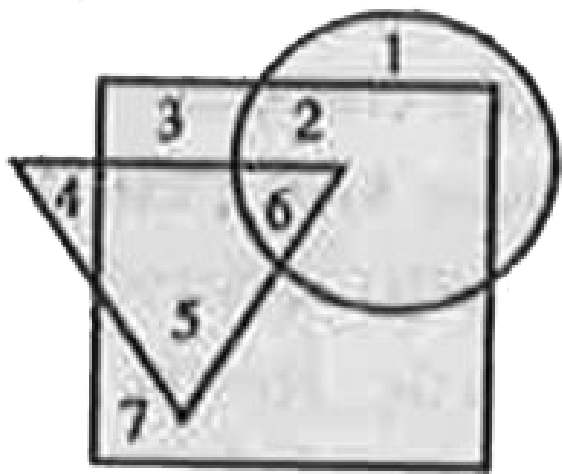




Watch Video Solution

2. When a survey was made regarding the preferences in the watching of TV channel, a few said that they watch only ZTV channel, the others liked only Sun TV channel, while others Asianet TV Channel. A Small percentage said that they watch all the three TV channel. In the figure given below the circle indicates the Asianet TV channel, the square ZTV and the triangle the Sun TV channel. Which number in the figure indicates the fact that some people watch all the three TV

channels?



A. 2

B. 5

C. 6

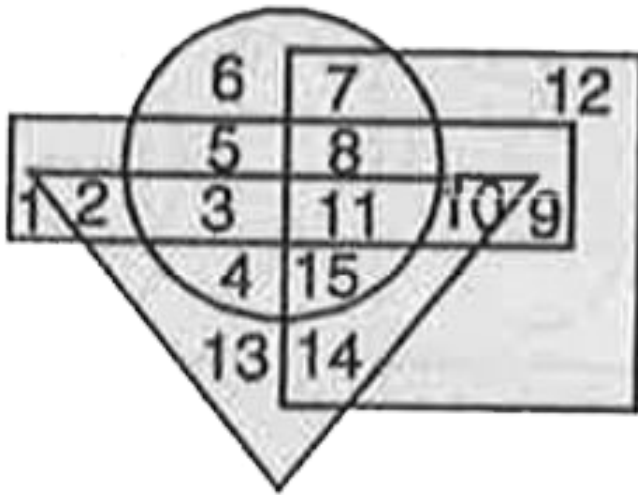
D. 3

**Answer: C**



[Watch Video Solution](#)

**3.** In the Venn diagram below, Circle represents sports-persons, Square represents unmarried persons, Triangle represents women and Rectangle represents educated persons. Each section is numbered. Study the diagram and answer the following question.



Which sections are represented by No. 11?

A. Married

Educated

Women

Sports-women

B. Unmarried

Uneducated

Women Sports-persons

C. Married

Educated

Sportsmen

D. Unmarried

Educated

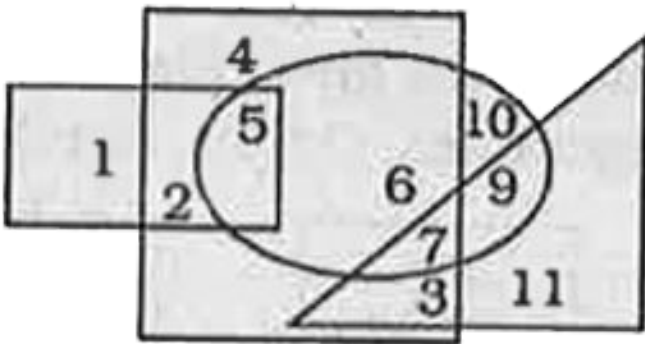
Sports-women

**Answer: D**



Watch Video Solution

4. Which number is in the square, ellipse and triangle?



A. 1

B. 5

C. 6

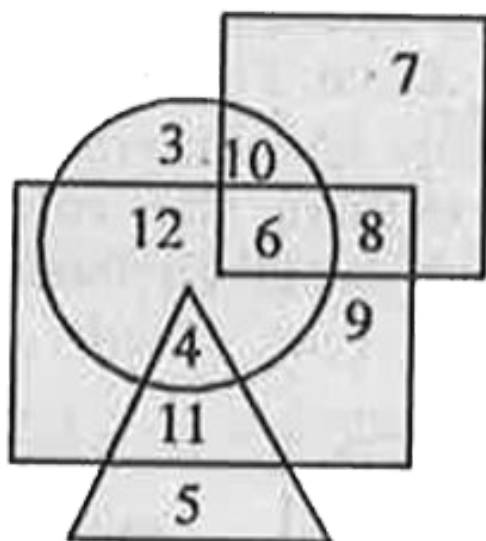
D. 7

**Answer: D**



**Watch Video Solution**

**5. Who are educated males but who do not live in urban area?**



Urban people



Civil Staff



Male



Educated



A. 4

B. 11

C. 5

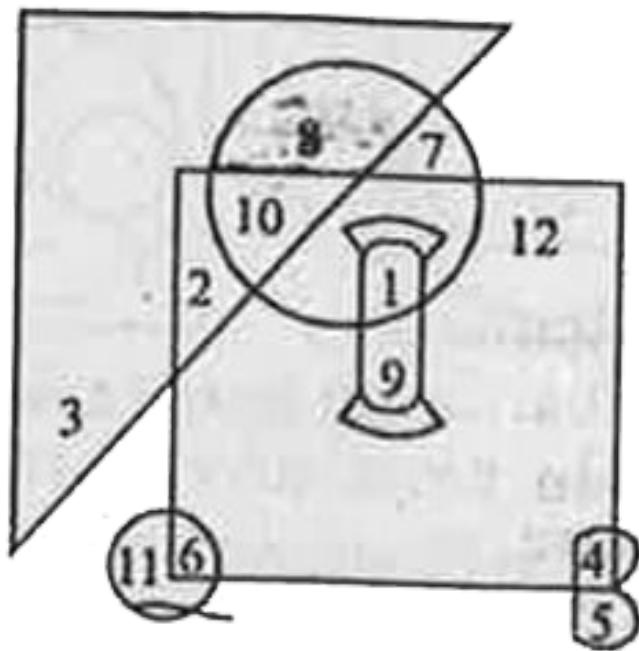
D. 9

**Answer: B**



**Watch Video Solution**

**6.** Which of the following numbers is inside the circle but outside triangle and square ?



A. 1

B. 8

C. 7

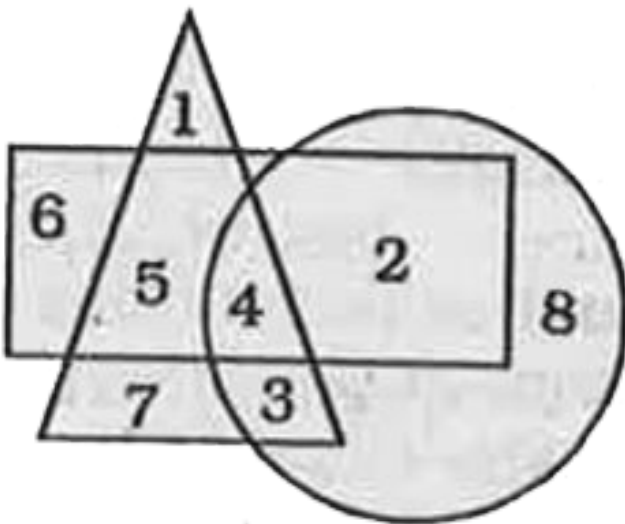
D. 10

**Answer: C**



**Watch Video Solution**

7. Which number is in all the geometrical figures ?



A. 8

B. 3

C. 4

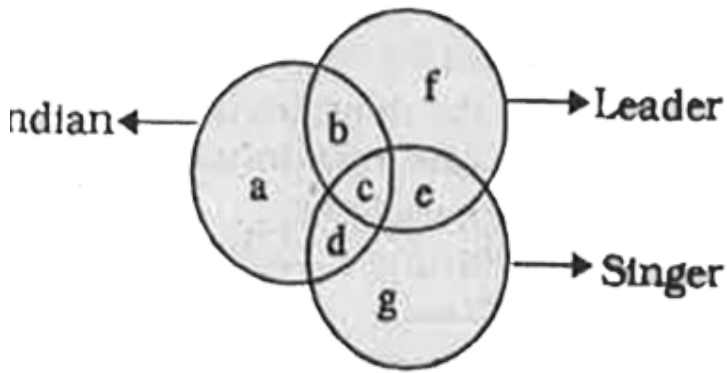
D. 5

**Answer: C**



**Watch Video Solution**

**8.** In following questions are based on the following figure. Study the figure carefully and answer the questions:



Which symbol indicates leader but not a singer, or an Indian ?

A. g

B. c

C. b

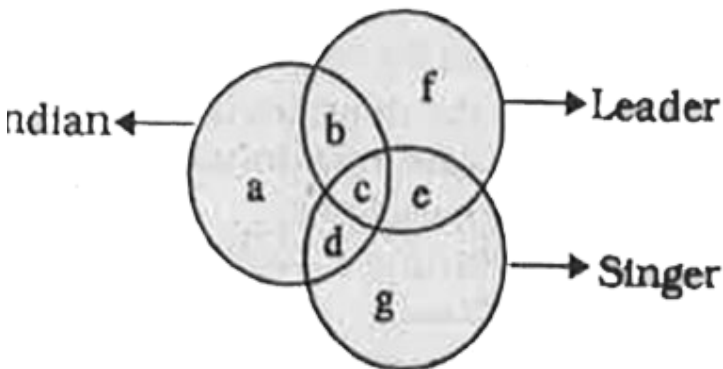
D. f

**Answer: D**



**Watch Video Solution**

**9.** In following questions are based on the following figure. Study the figure carefully and answer the questions:



Which symbol indicates Indian, a singer but not a leader ?

A. a

B. b

C. f

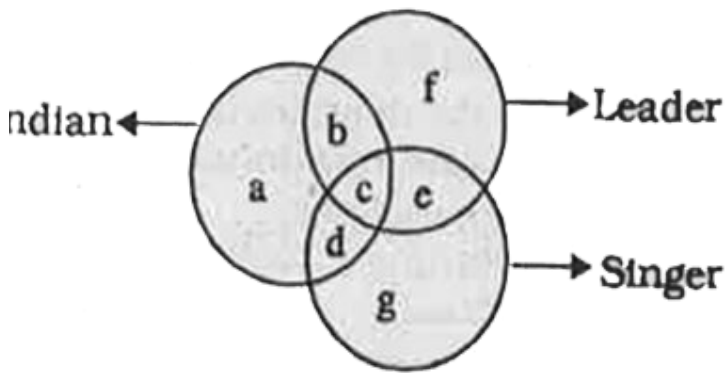
D. d

**Answer: D**



**Watch Video Solution**

10. In following questions are based on the following figure. Study the figure carefully and answer the questions:



Which symbol indicates only singer, but not an Indian or a leader?

A. b

B. g



C. f

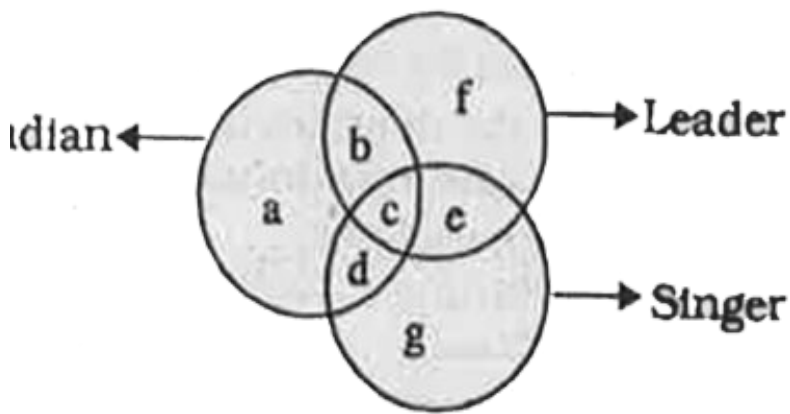
D. d

**Answer: B**



**Watch Video Solution**

**11.** In following questions are based on the following figure. Study the figure carefully and answer the questions:



Which symbol indicates an Indian, a leader as well as a singer?

A. b

B. c

C. d

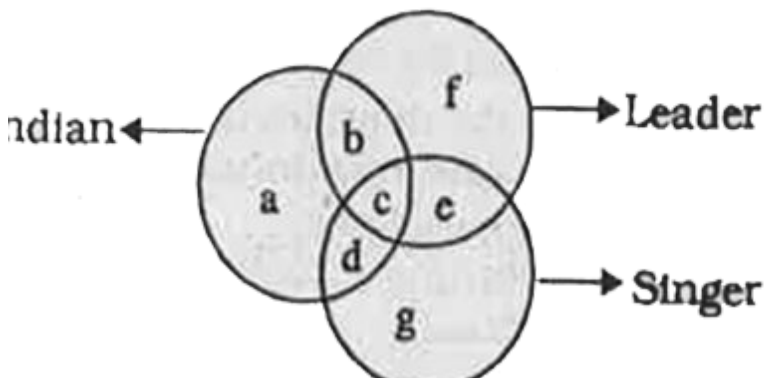
D. e

**Answer: B**



**Watch Video Solution**

**12.** In following questions are based on the following figure. Study the figure carefully and answer the questions:



Which symbol indicates Indian and a leader but not a singer?

A. b

B. c

C. d

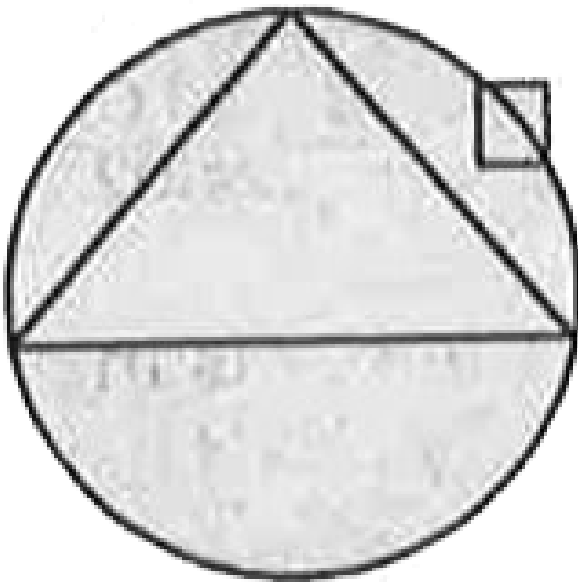
D. e

**Answer: A**



**Watch Video Solution**

**13.** In an organisation of pollution control board, engineers are represented by a circle, legal experts by a square, and environmentalist by a triangle. Who is most represented in the board as shown in the following figure ?



A. Environmentalists

B. Legal experts

C. Engineers with legal background

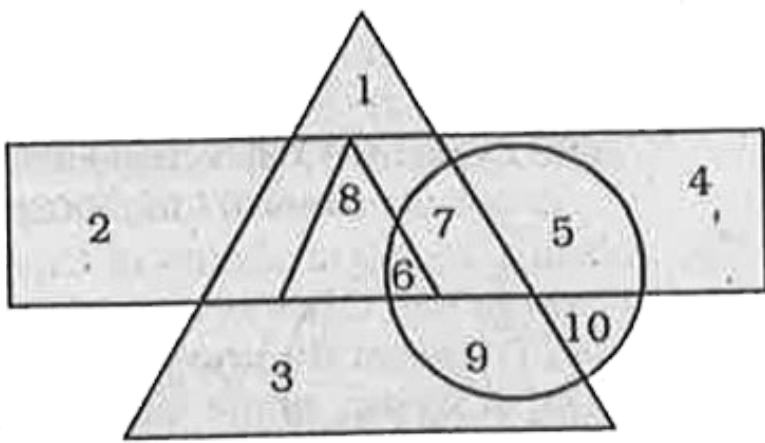
D. Environmentalists with engineering background

**Answer: D**



**Watch Video Solution**

**14.** In the following questions are based on the following figure. Study the figure carefully answer the questions.



- △ Big triangle represents Authors
- ▭ Rectangle represents Poets
- △ Small triangle represents Dramatists
- Circle represents Essayists

Which number represent Poets who are also Essayists , Dramatists and Authors ?

A. 7

B. 5

C. 6

D. 8

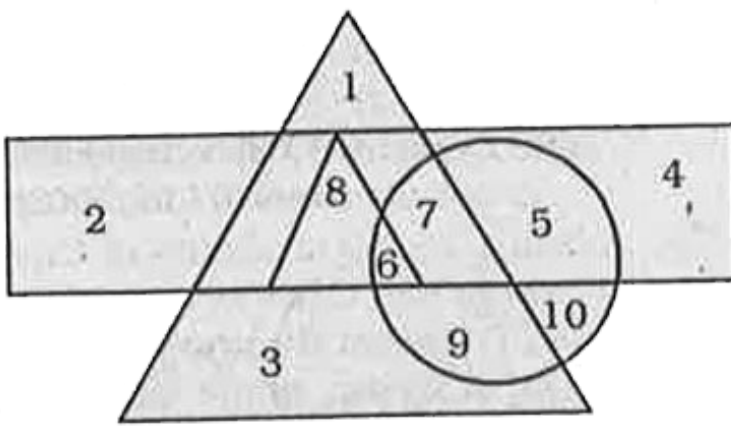
**Answer: C**



**Watch Video Solution**

**15.** In the following questions are based on the following figure. Study the figure carefully answer the questions.





- △ Big triangle represents Authors
- ▭ Rectangle represents Poets
- △ Small triangle represents Dramatists
- Circle represents Essayists

Which number represent Dramatists who are not Essayists ?

A. 8

B. 7

C. 5

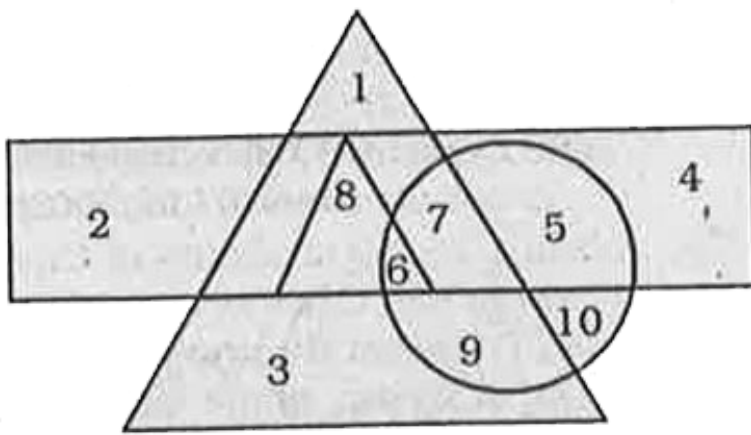
D.1

**Answer: A**



**Watch Video Solution**

**16.** In the following questions are based on the following figure. Study the figure carefully answer the questions.



- △ Big triangle represents Authors
- ▭ Rectangle represents Poets
- △ Small triangle represents Dramatists
- Circle represents Essayists

Which number represents Poets who are also Essayists but not Authors or Dramatists ?

A. 5

B. 6

C. 7

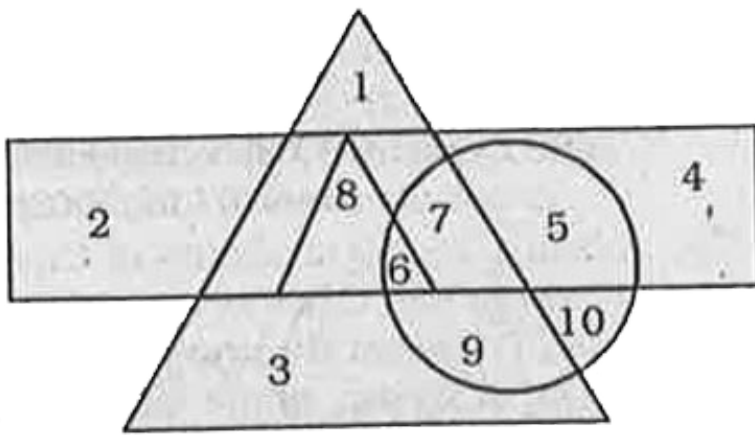
D. 8

**Answer: A**



**Watch Video Solution**

**17.** In the following questions are based on the following figure. Study the figure carefully answer the questions.



- △ Big triangle represents Authors
- ▭ Rectangle represents Poets
- △ Small triangle represents Dramatists
- Circle represents Essayists

Which number represent only Author who are neither Poets nor Dramatists or Essayists ?

A. 2 and 3

B. 1 and 3

C. 4 and 5

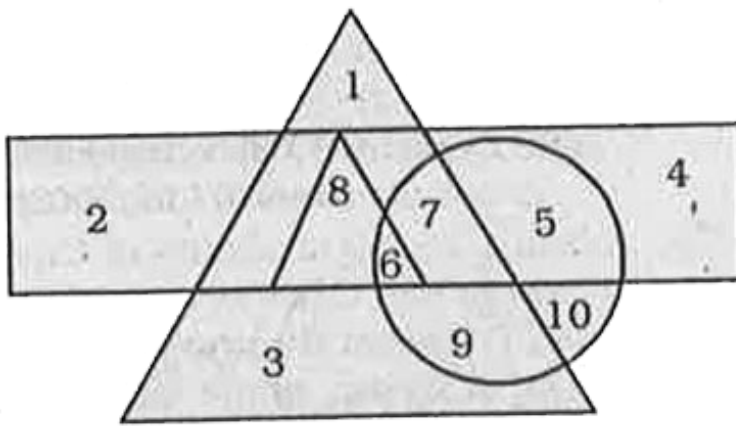
D. 8 and 6

**Answer: B**



**Watch Video Solution**

**18.** In the following questions are based on the following figure. Study the figure carefully answer the questions.



- △ Big triangle represents Authors
- ▭ Rectangle represents Poets
- △ Small triangle represents Dramatists
- Circle represents Essayists

Which numbers represent Poets who are neither Authors nor Essayists or Dramatists ?

A. 2 and 4

B. 8 and 3

C. 7 and 9

D. 5 and 1

**Answer: A**



**Watch Video Solution**

**19.** The following questions, are based on the following figure. Study the figure carefully and answer the questions.

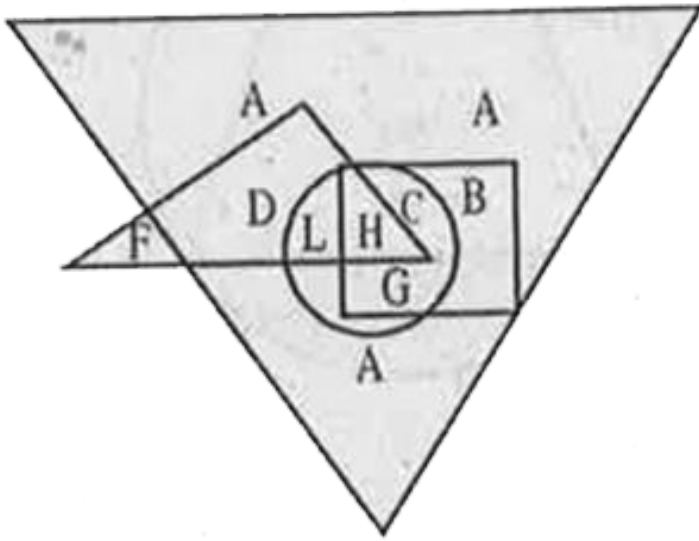
Big triangle = Artists

Small triangle = Scientists



Rectangle = Dancers

Circle = Doctors



Which letter represents the Artists who are Doctors and Dancers?

A. H

B. G

C. D

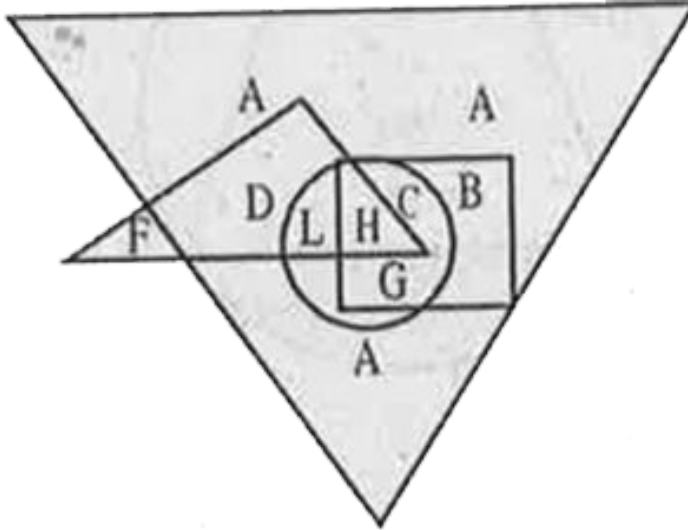
D. A

**Answer: B**



**Watch Video Solution**

**20.** The following questions, are based on the following figure. Study the figure carefully and answer the questions.



Which letters represent the Artists who are neither Scientists nor Doctors?

A. A&B

B. A&L

C. C&A

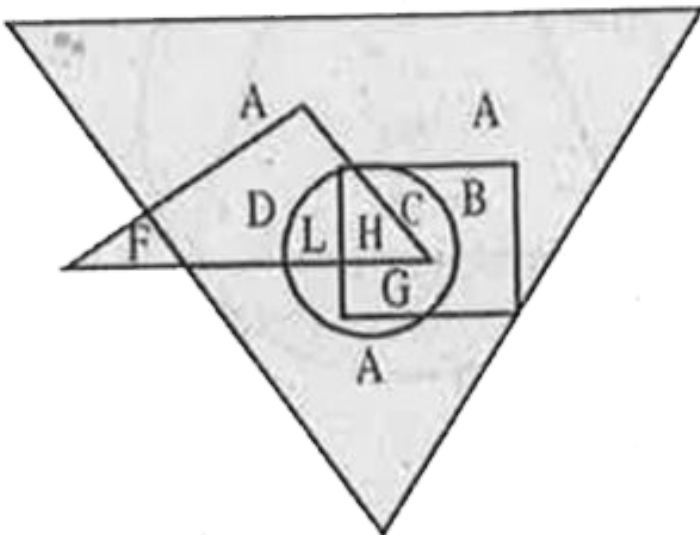
D. C & D

**Answer: A**



**View Text Solution**

**21.** The following questions, are based on the following figure. Study the figure carefully and answer the questions.



Which letters represent the Artists who are Dancers as well Doctors ?

A. A&D

B. G&H

C. C&A

D. C&D

**Answer: B**



**View Text Solution**

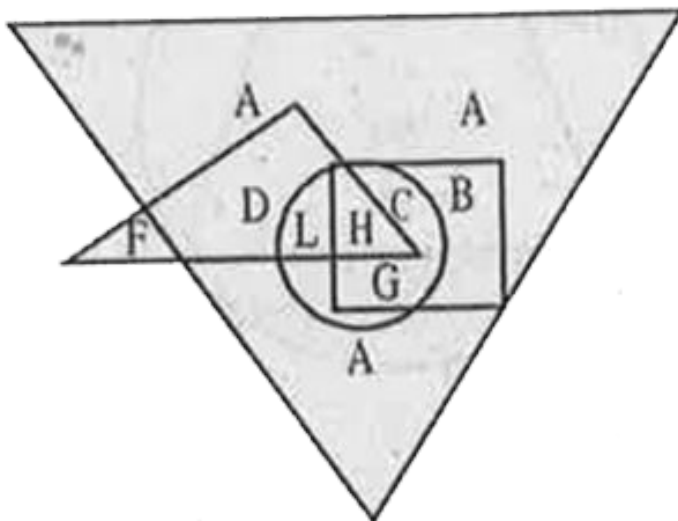
**22.** The following questions, are based on the following figure. Study the figure carefully and answer the questions.

Big triangle= Artists

Small triangle = scientist

Rectangle = Dancers

Circle = Doctors



Which letter represents the Artists who are neither Doctors nor Scientists nor Dancers ?

A. D

B. F

C. A

D. G

**Answer: C**



**Watch Video Solution**

**23.** The following questions, are based on the following figure. Study the figure carefully and answer the questions.

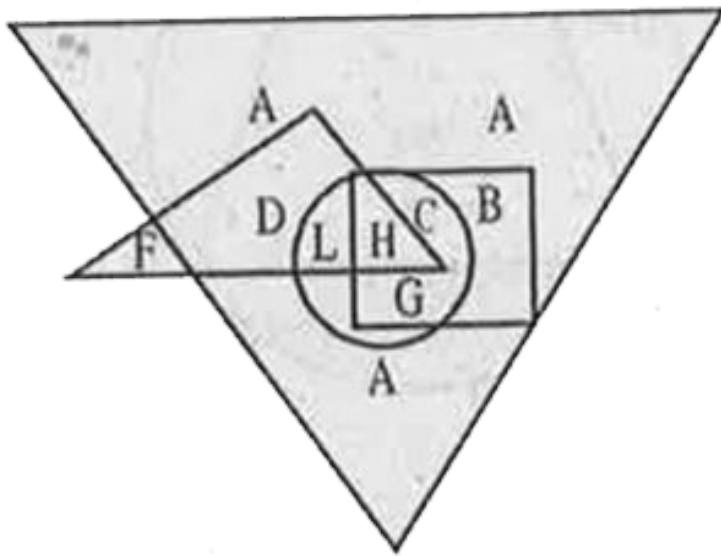
Big triangle = Artists

Small triangle = Scientists

Rectangle = Dancers

Circle = Doctors





Which letter represents the Scientists who are not Artists?

A. B

B. D

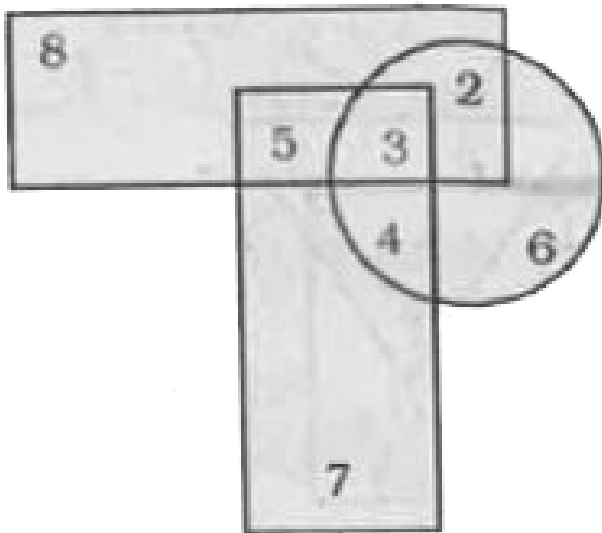
C. L

D. F

**Answer: D**



**Watch Video Solution**



**24.**

Which number is present in all the three figures

?

A. 2

B. 3

C. 4

D. 5

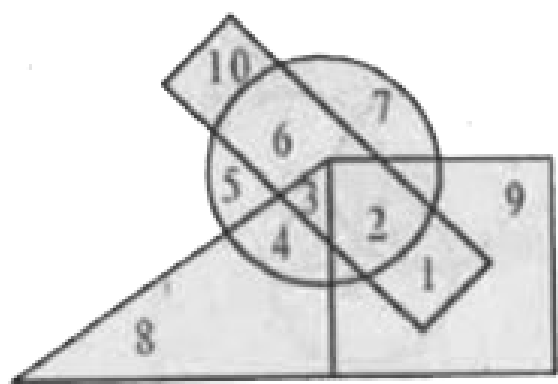
**Answer: B**



**Watch Video Solution**

**25.** In the following figure, the boys who are athletes and are disciplined are indicated by

which number?



- △ Girls
- Athletics
- ▭ Boys
- ◊ Disciplined

- A. 1
- B. 2
- C. 6
- D. 10

**Answer: B**

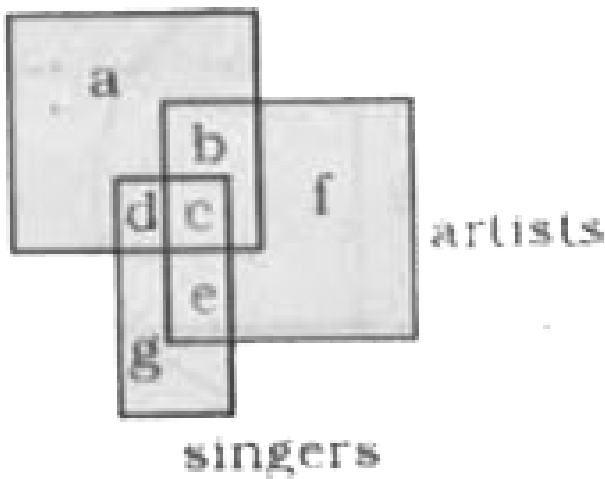


**Watch Video Solution**

**26.**

**School**

**children**



A above diagram represents school children, artists and singers. Study the diagram and

identify the region which represents those school children who are artists and not singers.

A. a

B. b

C. f

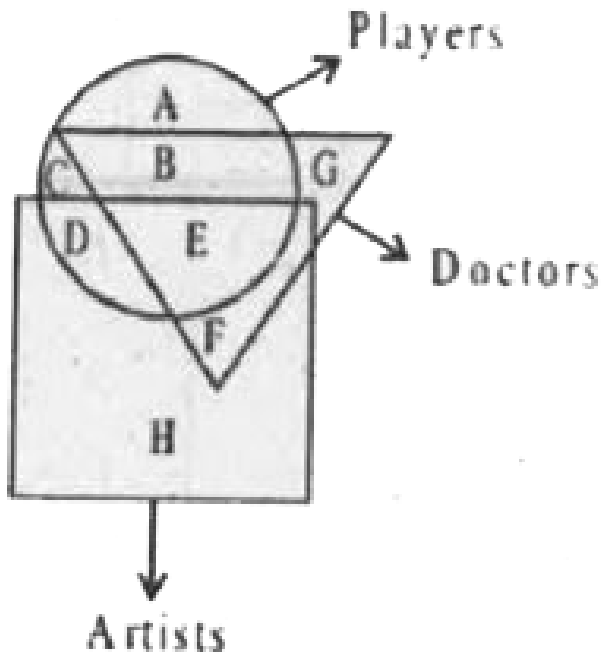
D. e

**Answer: B**



**Watch Video Solution**

27. In the following Venn diagram Identify the letter which denotes players who are also doctors but, not artists?



A. B+E

B. E

C. B

D. A

**Answer: C**

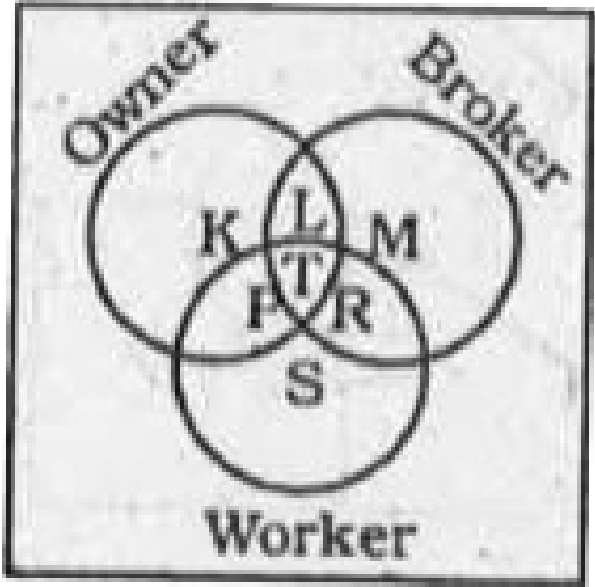


**Watch Video Solution**

**28.** The diagram given below represents owner, broker and worker. Identify the region which represents all the three i.e. owner broker and



worker.



A. L

B. T

C. P

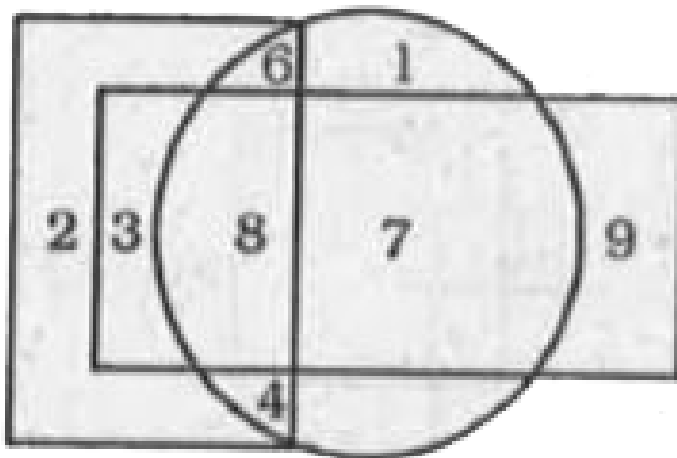
D. R

**Answer: B**



**Watch Video Solution**

**29.** Which are the numbers that make their presence felt in only one of the geometric figures ?



A. 4, 6, 7

B. 1, 2, 9

C. 3, 7, 9

D. 2, 3, 8

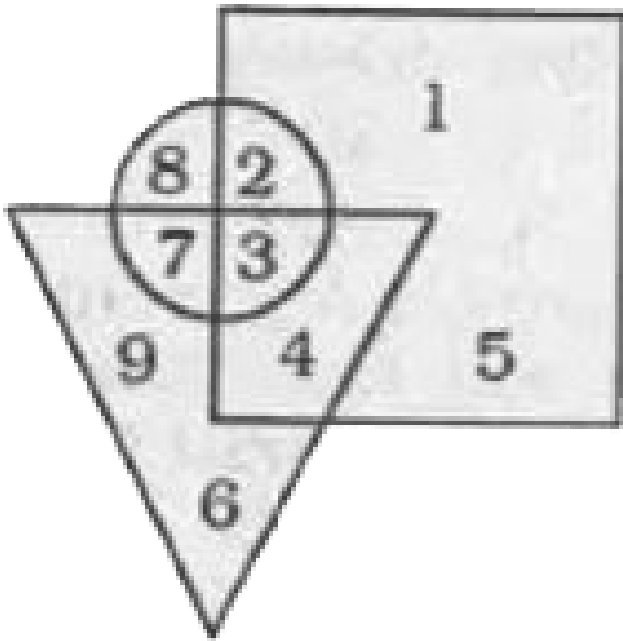
**Answer: B**



**Watch Video Solution**

**30.** In the following figure in a gar den, square represents the area where Jackfruit trees are grown, circle represents Mango trees and

triangle represents Coconut trees. Which number represents the common area in which all types of trees are grown ?



A. 4

B. 3

C. 7

D. 8

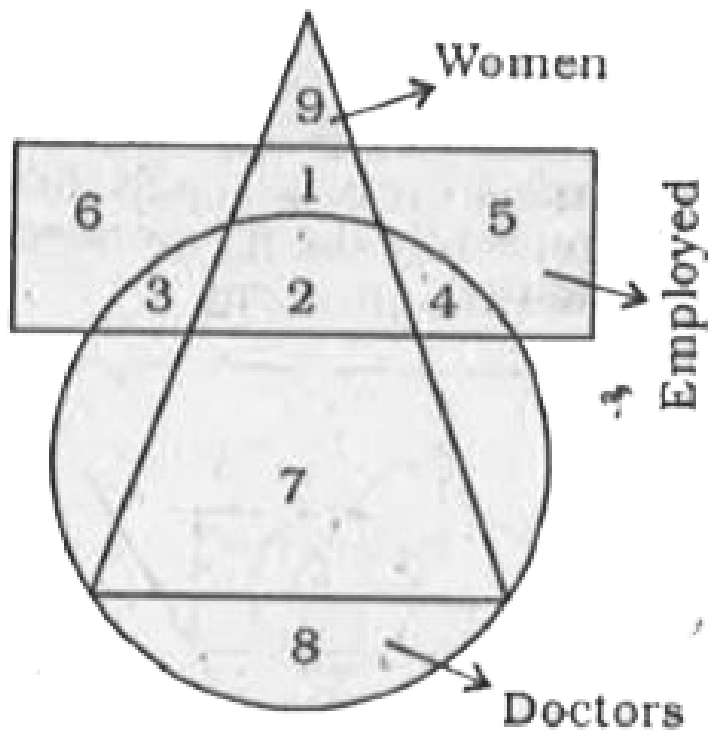
**Answer: B**



**Watch Video Solution**

**31.** In the following figure, which number represents the Women Doctors who are not

Employed?



A. 7

B. 3

C. 1

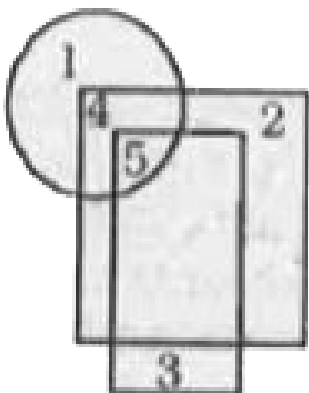
D. 8

**Answer: A**



**Watch Video Solution**

**32.** Study the diagram given below and answer the questions that follow by selecting the appropriate responses.



☐ Workers who are members of the union

☐ Workers who are hard working

☐ Workers who are experienced

In the responses below which number

represents hard working workers who are neither experienced nor members of the union?

A. 5

B. 3

C. 1

D. 2

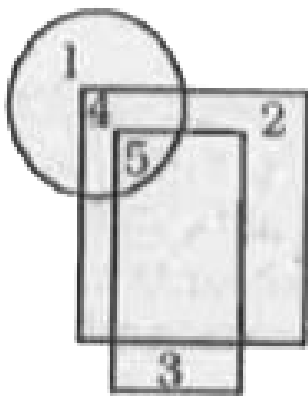
**Answer: D**



**Watch Video Solution**



**33.** Study the diagram given below and answer the questions that follow by selecting the appropriate responses.



☐ Workers who are members of the union

☐ Workers who are hard working

☐ Workers who are experienced

What is the total number of workers in the factory who are the members of the union?

A. 21

B. 10

C. 4

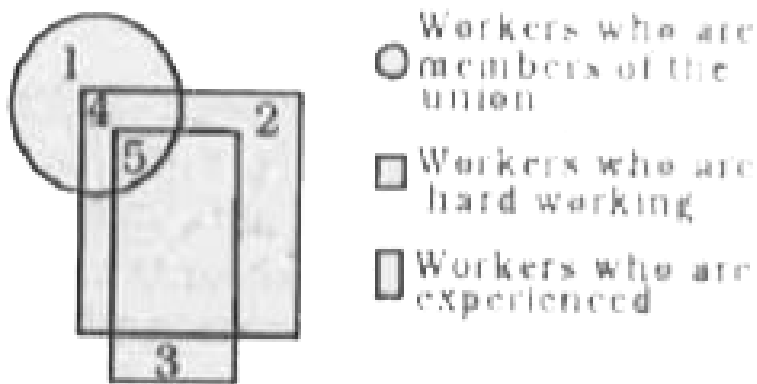
D. 5

**Answer: B**



**Watch Video Solution**

**34.** Study the diagram given below and answer the questions that follow by selecting the appropriate responses.



What does number 3 represent?

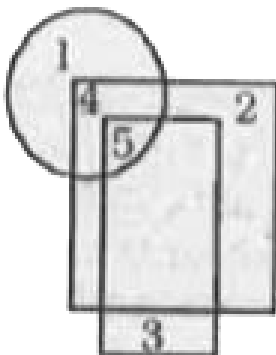
- A. Experienced workers who are neither hard working nor members of the union
- B. All experienced workers
- C. Experienced and hard working workers
- D. Experienced workers who are members of the union

**Answer: A**



**Watch Video Solution**

**35.** Study the diagram given below and answer the questions that follow by selecting the appropriate responses.



○ Workers who are members of the union

□ Workers who are hard working

□ Workers who are experienced

Which number represents hard working workers but not members of the union?

A. 4

B. 3

C. 2

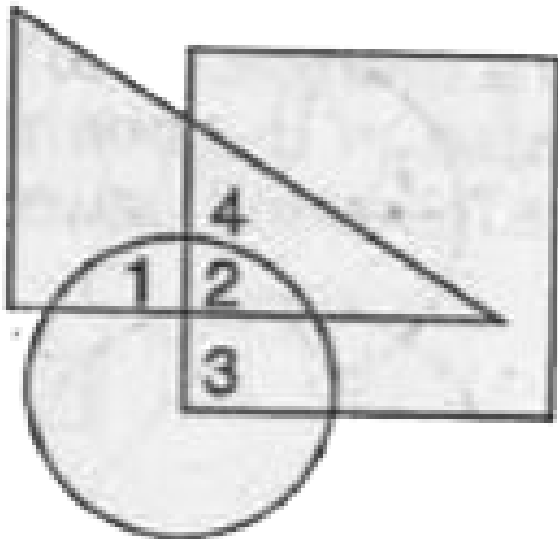
D. 5

**Answer: D**



**Watch Video Solution**

**36.** In the given diagram, circle represents wise men, square represents experienced man, triangle represents teachers. Which region represents teachers who are wise as well as experienced ?



A. 1

B. 4

C. 3

D. 2

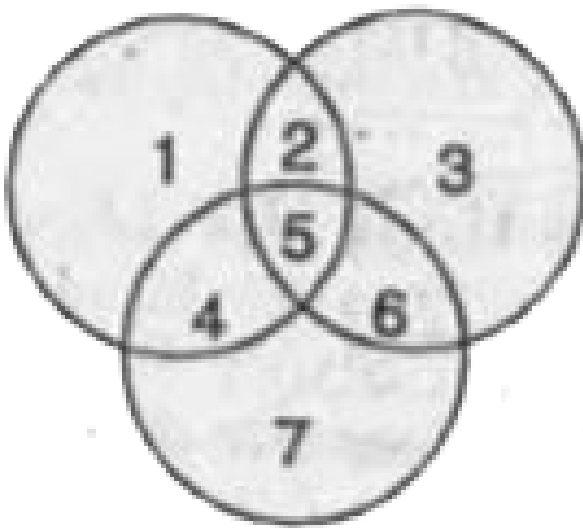
**Answer: D**



**Watch Video Solution**

**37.** Membership in 3 unions are represented by the following diagram. Which region represents the persons who are members of all the three

unions ?



A. 2

B. 5

C. 4

D. 6



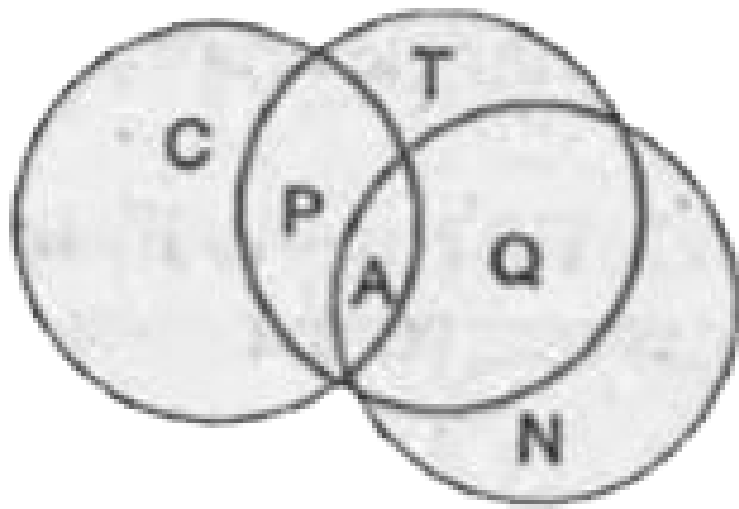
**Answer: B**



**Watch Video Solution**

**38.** Among the 60 students of Class IX, some like Cricket very much, some Tennis and some Volleyball. · In the diagram, some letters are given to indicate the liking. Which one indicates

that some liked all the three games?



A. Q

B. A

C. P

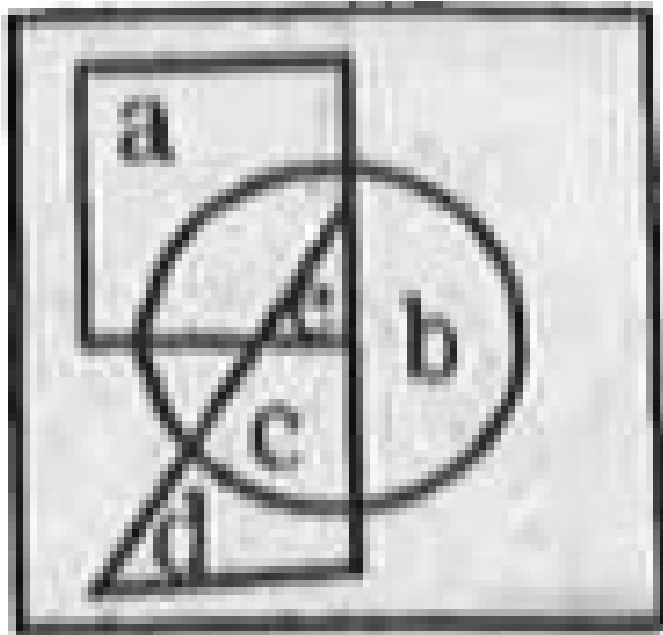
D. C

**Answer: B**



Watch Video Solution

39. Which letter is in all the geometrical figures in the composite figure shown?



A. a

B. b, d

C. c

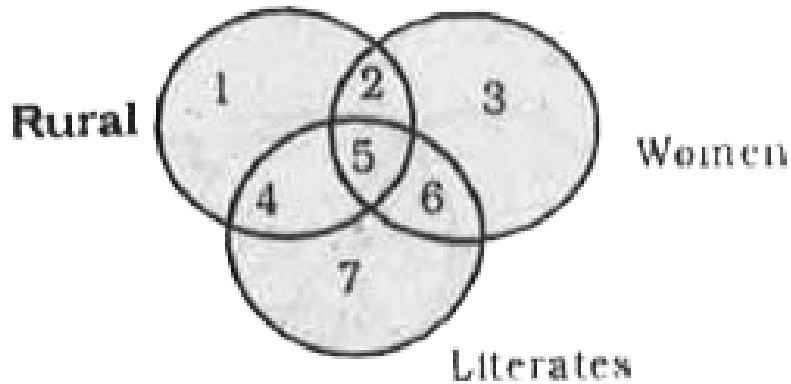
D. e

**Answer: D**



**Watch Video Solution**

**40.** Study the diagram below and identify the region representing rural and literate .



A. 5, 6

B. 4, 5, 6

C. 5, 4


D. 4, 5, 7

**Answer: C**



**Watch Video Solution**

**41.** In a X<sup>th</sup> standard examination out of the 100 students appeared 50 passed in all the subjects, 20 passed in science subjects only and 10 passed in languages only. All the remaining students failed in all subjects. Which of the following represents this fact?



Stands for students who passed in all subjects.



Stands for those who passed in science subjects alone.



Stands for those who passed in languages alone.




Stands for those who


## Answer Figures :




(1)



(2)



(3)



(4)

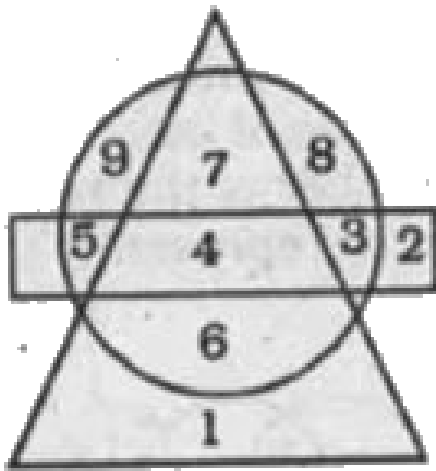


Watch Video Solution

42. In the figure given below the circle represents 'villagers', the triangle stands for the

educated and the rectangle for the 'employed'.

Which numbered space represents the statement-Some educated villagers are employed.



A. 2

B. 4



C. 6

D. 8

**Answer: B**

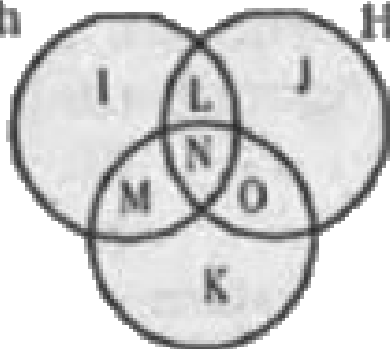


**Watch Video Solution**

**43.** Study the diagram and identify the people who speak only one language.

English

Hindi



Tamil

A.  $L+M+O$

B.  $K+J+I$

C.  $K$

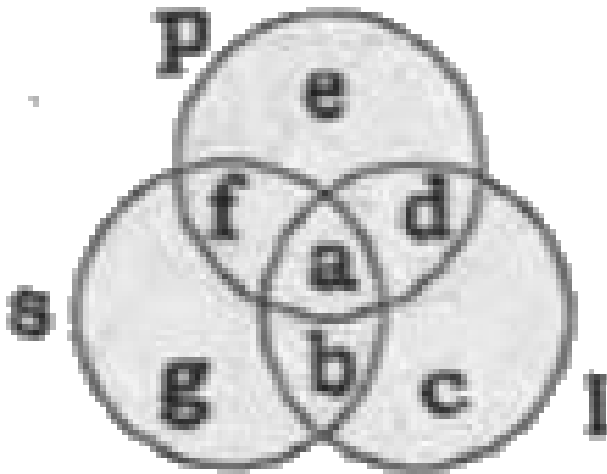
D.  $I$

**Answer: B**



**Watch Video Solution**

44. Study the diagram given below:



P stands for group of politicians I stands for a group of Indians S stands for a group of scientists Indicate the set of non-Indian politicians who are scientists.

A. (a, b, e, f)

B. (g)

C. (g, f)

D. (f)

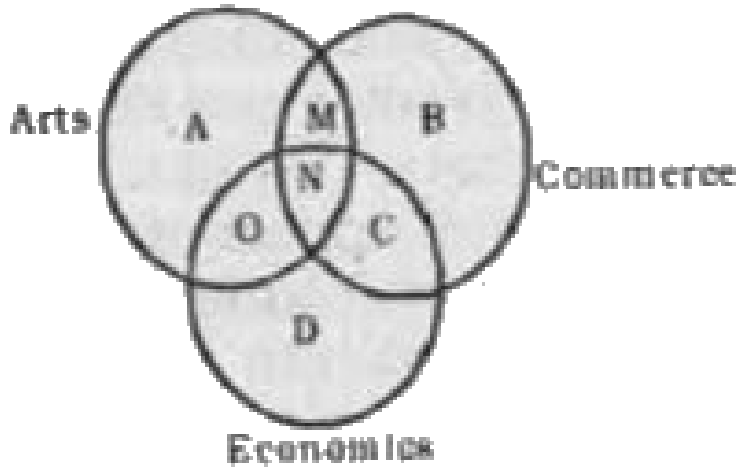
**Answer: D**



**Watch Video Solution**

**45.** Study the diagram and identify the region which represents students who study Art or

Economics but not both:



A.  $A+D$

B.  $A+M+D+C$

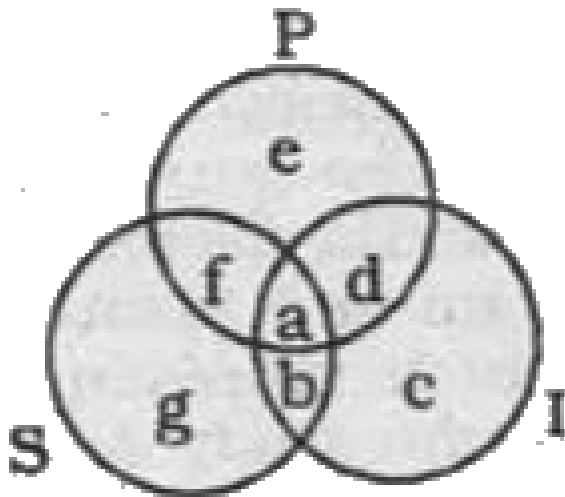
C.  $A+M+N+C+D$

D.  $A+N+D$

**Answer: B**



Watch Video Solution



46.

P stands for set of Politicians.

I stands for set of Indians.

S stands for set of Scientists.

Which sort of men are represented by (a)?

A. Only Politicians

B. Politicians as well as Indians

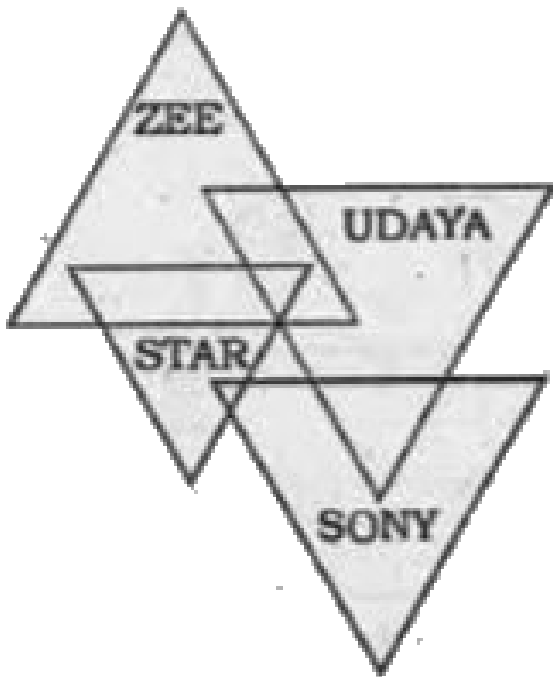
C. Indian Politicians who are Scientists

D. Only Scientists

**Answer: C**



**Watch Video Solution**



**47.**

In the diagram given above each triangle represents the customers who have T.V. channel connections.

Which triangle (s) show the subscribers who have connections of all channels?



A. ZEE

B. SONY

C. STAR & UDAYA

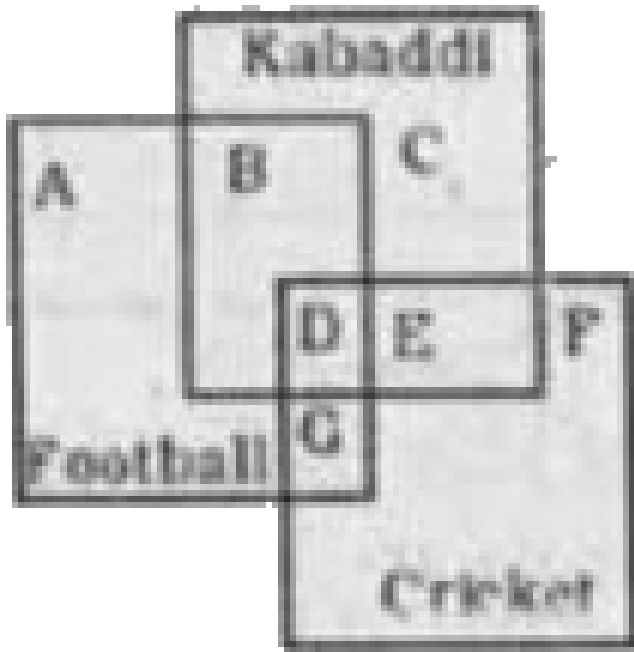
D. ZEE & SONY.

**Answer: C**



**Watch Video Solution**

**48.** The diagram below represents the students who play cricket, football and kabaddi



Seeing the diagram indicate the students who play all the 3 games.

A.  $A+B+C$

B.  $G + E$

C.  $D + E + G$

D. D

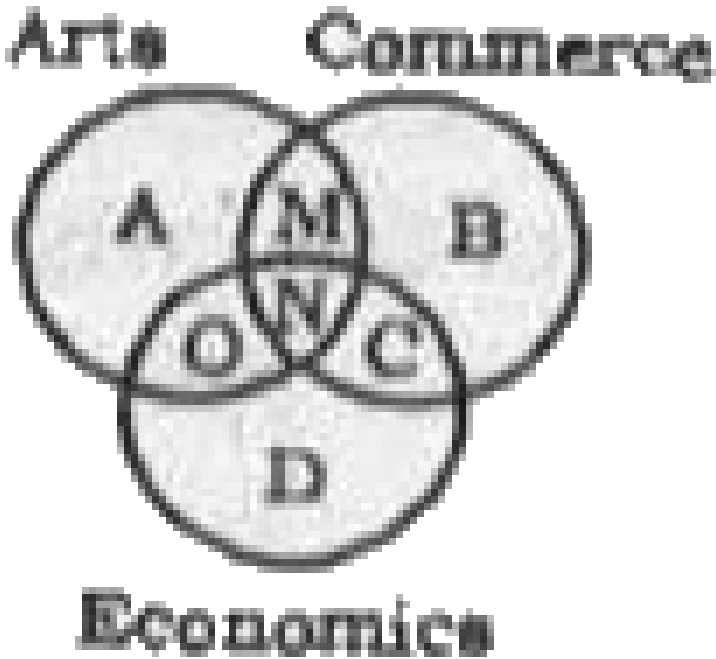
**Answer: D**



**Watch Video Solution**

**49.** The diagram below represents students who study Arts, Commerce and Economics. Study the diagram and identify the region which represents the students who study Arts and

# Commerce and not Economics. Arts Commerce



A.  $M+N$

B.  $A + M + N + O + B + C$

C.  $M$

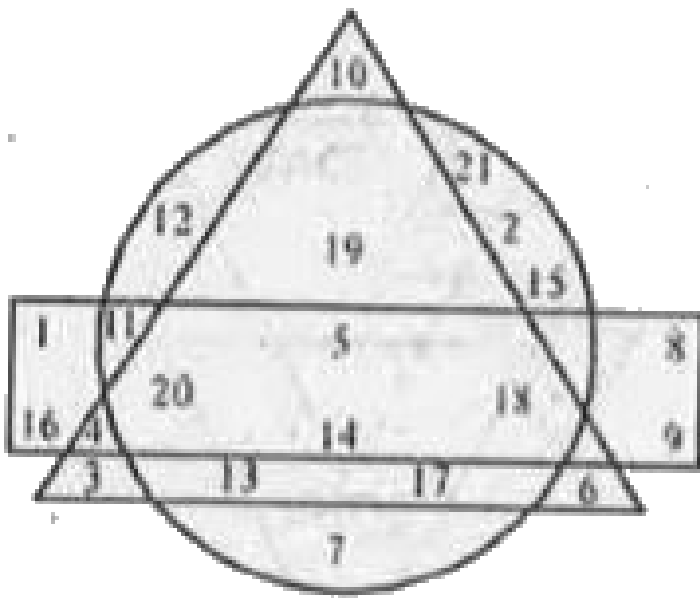
D.  $O$

**Answer: C**



**Watch Video Solution**

**50.** Study the following diagram consisting of a circle, a rectangle and a triangle and answer the question given below it.



If the circle is called 'rectangle' rectangle is called 'triangle' and triangle is called 'circle', which number is only in the triangle but not in other two diagrams?

A. 1

B. 16

C. 7

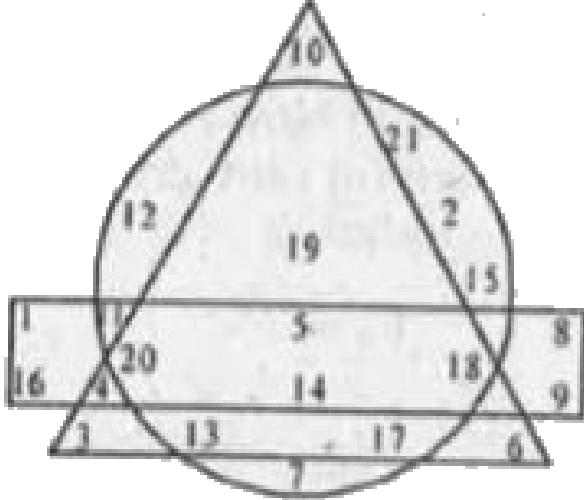
D. 6

**Answer: A**



**Watch Video Solution**

**51.** Study the following diagram consisting of a circle, a rectangle and a triangle, and answer the question given below it :



Which of the following numbers is common in all the three diagrams?

- A. 19
- B. 13
- C. 15
- D. None of these

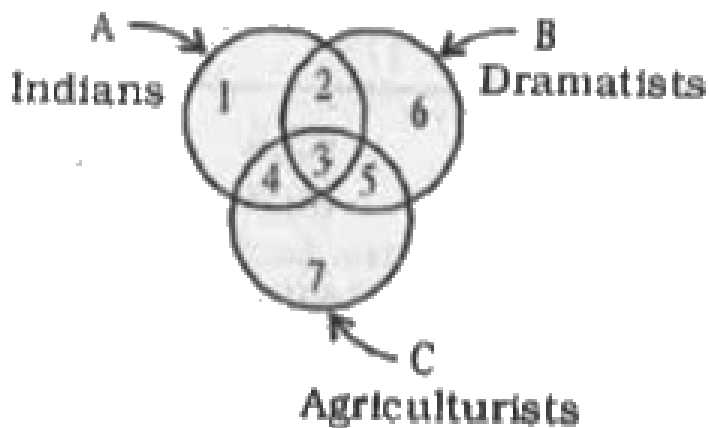


**Answer: D**



**Watch Video Solution**

**52.** In the given figure, there are three intersecting circles representing certain sections of people. Different sections are marked by numbers 1 to 7. Read the statement below and choose the number of the region which correctly represents the statement:



Statement : Indians who are Dramatists as well as Agriculturists.

A. 1

B. 2

C. 3

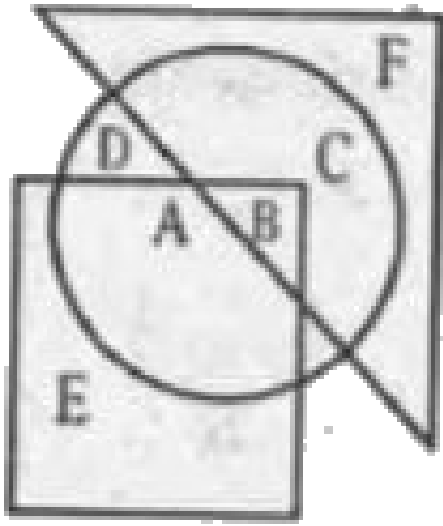
D. 4

**Answer: C**



**Watch Video Solution**

**53.** Study the following diagram consisting of a circle, a rectangle and a triangle and answer the question given below it:



Which one of the following statements is correct with regard to the given diagram ?

- A. A and B are in all the three shapes
- B. E, A, B and C are in all the three shapes
- C. F, C, D, B, and A are in all the three shapes
- D. Only B is in all the three shapes

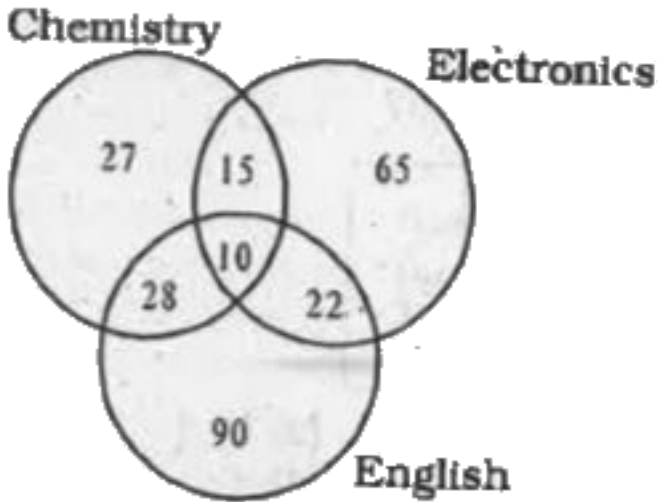
**Answer: D**



**Watch Video Solution**

**54.** The diagram gives the number of candidates who failed in Chemistry, Electronics and English in different tests. The total number of candidates appeared was 600. What is the percentage of candidates who failed in at least

two subject?



A. 12.5

B. 1.25

C. 12.05

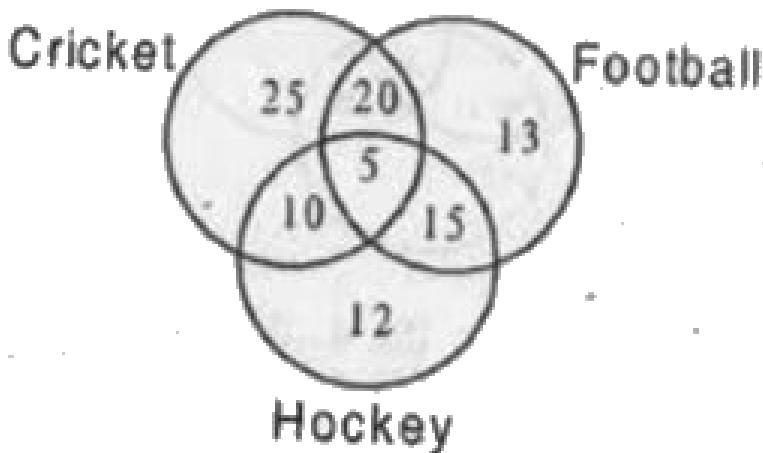
D. 12

**Answer: A**



**Watch Video Solution**

**55.** In this diagram, a total number of 100 players play different games.



How many players play Football and Hockey but not Cricket?

A. 20

B. 25

C. 15

D. 5

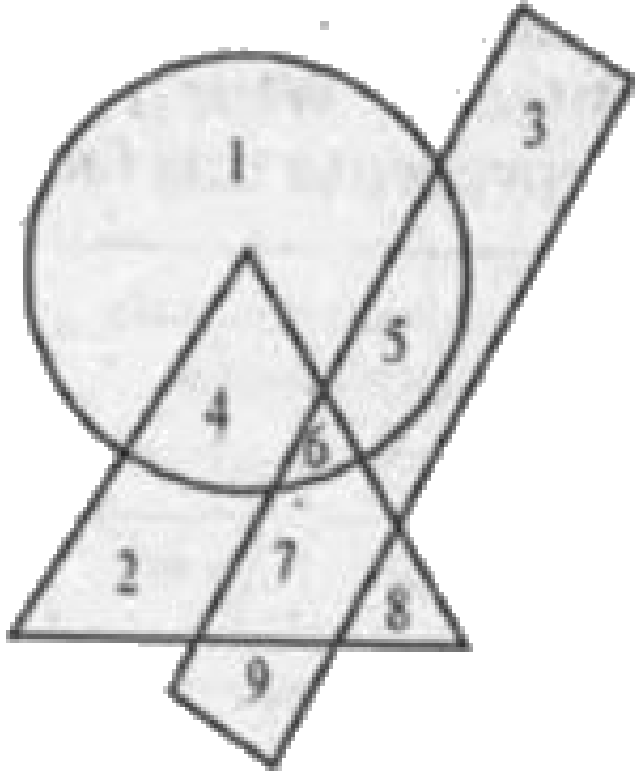
**Answer: C**



**Watch Video Solution**

**56.** Which number is common to all the three geometrical figures ?





A. 4

B. 5

C. 7

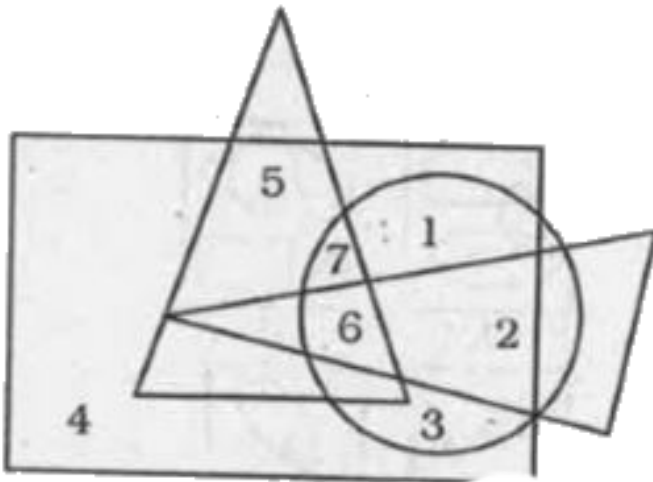
D. 6

Answer: D



Watch Video Solution

57. Which number is present only in one geometrical figure?



A. 3

B. 2

C. 5

D. 4

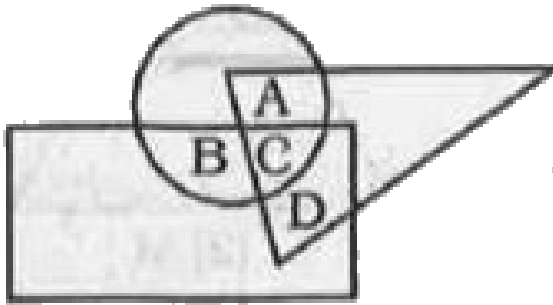
**Answer: D**



**Watch Video Solution**

**58.** In the following diagram, the triangle represents doctors, the circle represents players and the rectangle represents singers. Which region represents doctors who are singers but

not players?



A. A

B. B

C. C

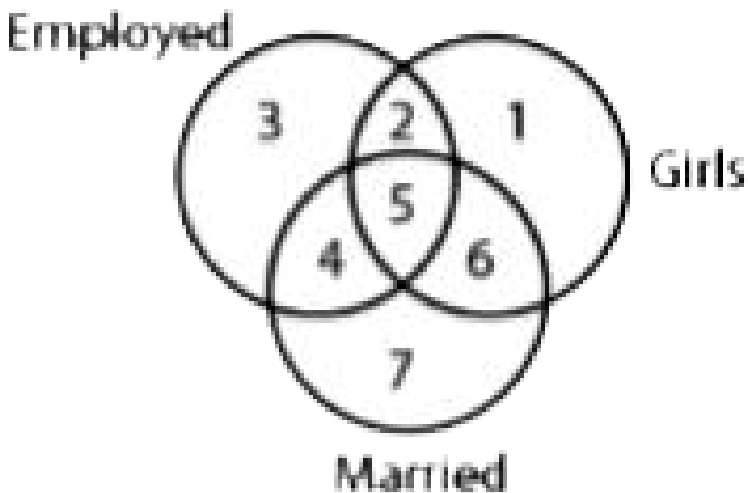
D. D

**Answer: D**



**Watch Video Solution**

**59.** Study the diagram below and identify the region representing girls who are employed but unmarried.



A. 1

B. 2

C. 4

D. 5

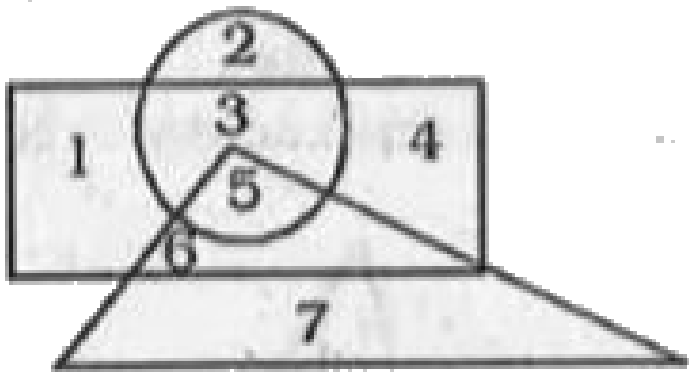
**Answer: B**



**Watch Video Solution**

**60.** In the following figure, the triangle represents teachers, the circle represents students and the rectangle represents actors. Which number represents teachers who are also

students and actors?



A. 3

B. 6

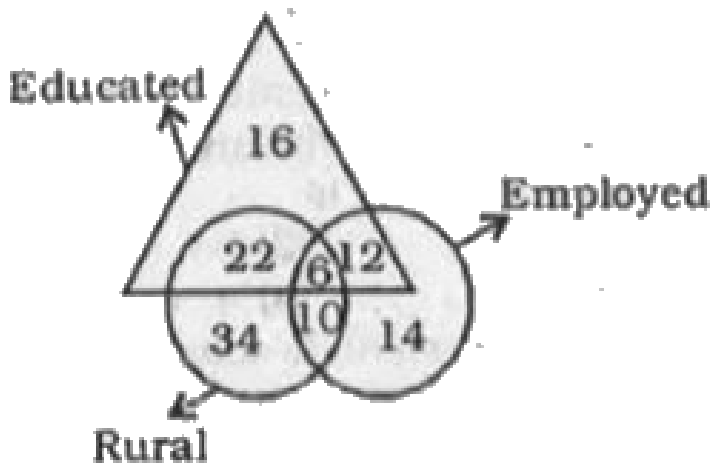
C. 5

D. 2

**Answer: C**



61. How many educated people are employed ?



A. 24

B. 16

C. 18

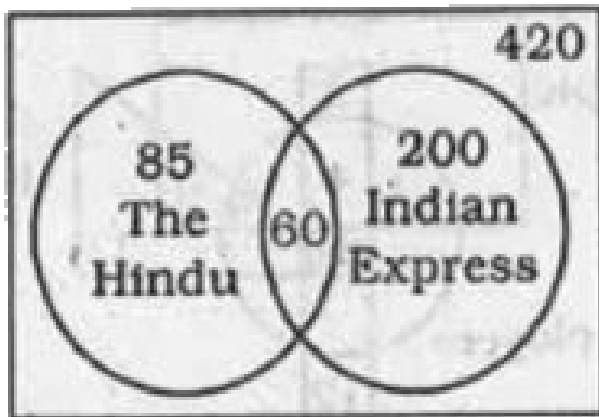


D. 26

**Answer: C**

 **Watch Video Solution**

**62.** From the details, find out the number of people who do not read any newspaper.



A. 175

B. 75

C. 195

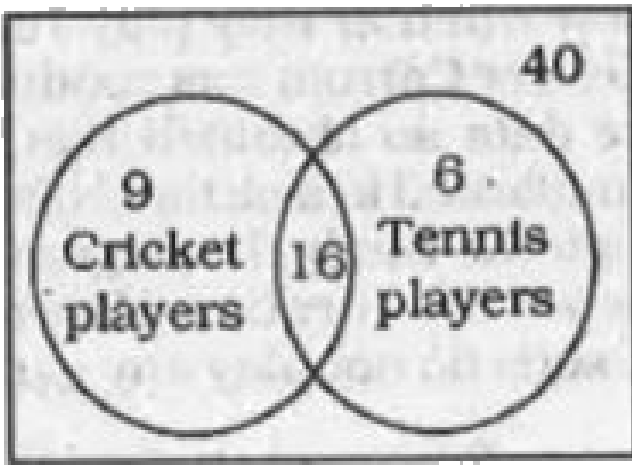
D. 135

**Answer: B**



**Watch Video Solution**

**63.** Find out the number of people who do not play any game.



A. 9

B. 18

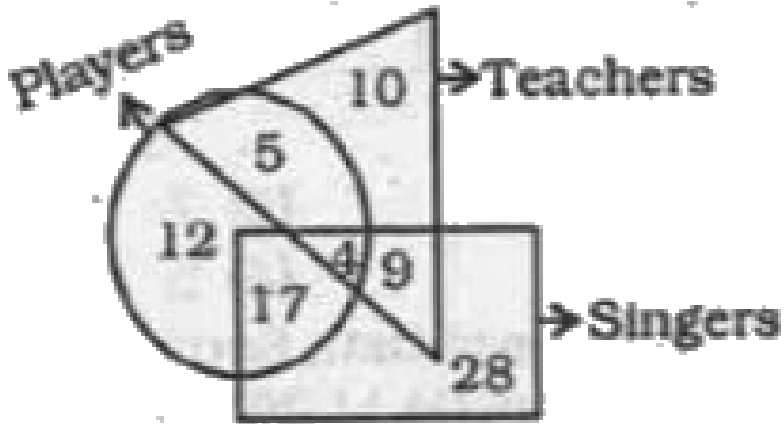
C. 15

D. 24

**Answer: C**



**Watch Video Solution**



64.

How many singers are neither players nor teachers ?

A. 4

B. 17

C. 28

D. 9

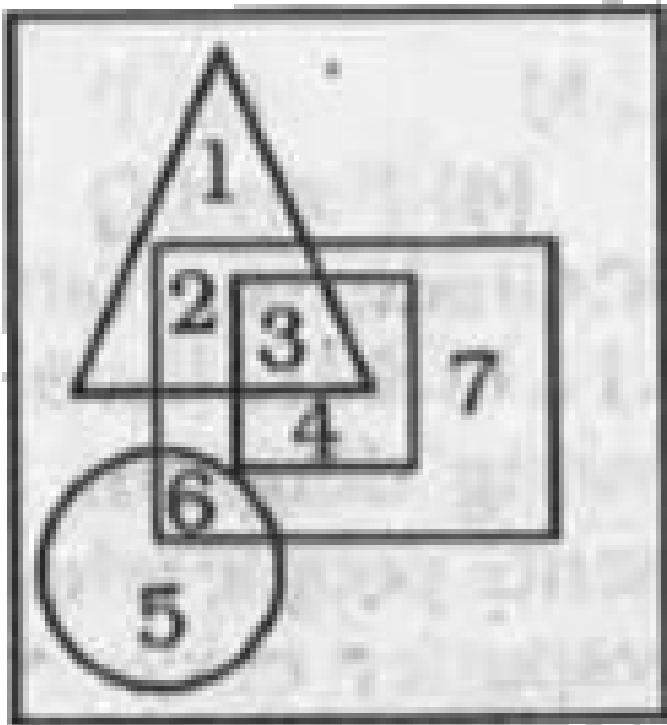
**Answer: C**



**Watch Video Solution**

**65.** Triangle represents singers. Rectangle represents Dancers, Circle represents Musicians. Square represents Instrumentalists. Name the

portion which excludes singers.



A. 1256

B. 4567

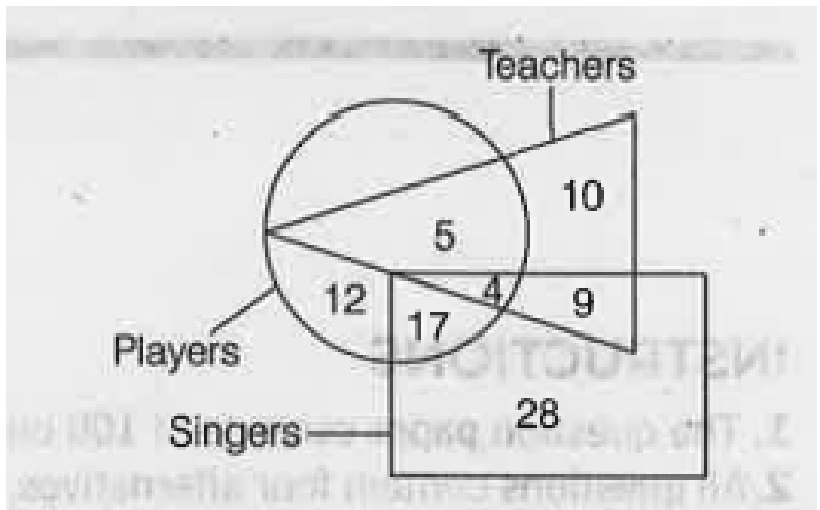
C. 1234

D. 2347

**Answer: B**

 **Watch Video Solution**

**66.** How many players are neither teacher nor



singers?

A. 10

B. 4

C. 9

D. 5

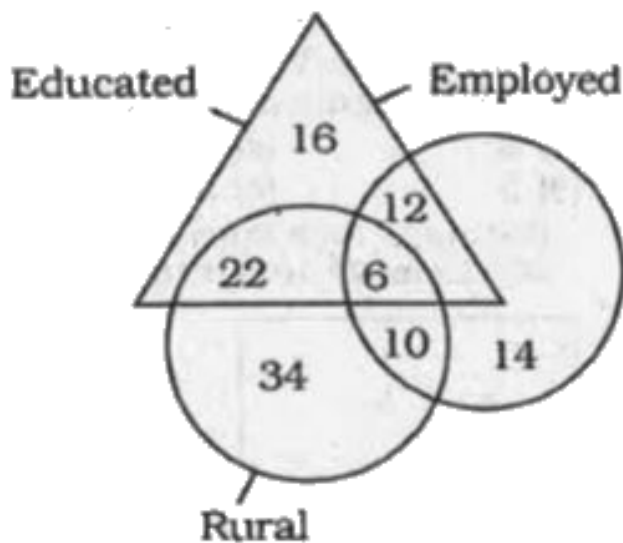
**Answer: A**



**Watch Video Solution**



67. How many rural people are educated ?



A. 28

B. 56

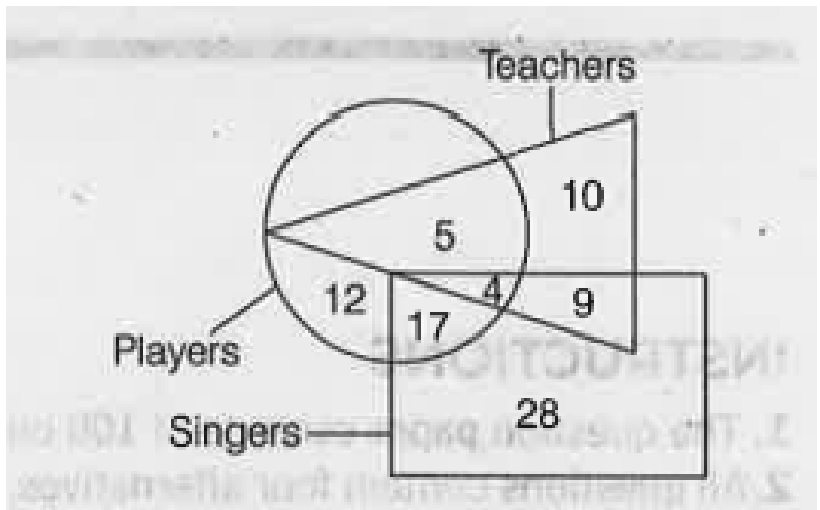
C. 16

D. 44

**Answer: A**

 **Watch Video Solution**

**68.** How many players are neither teacher nor



singers?

A. 17

B. 12

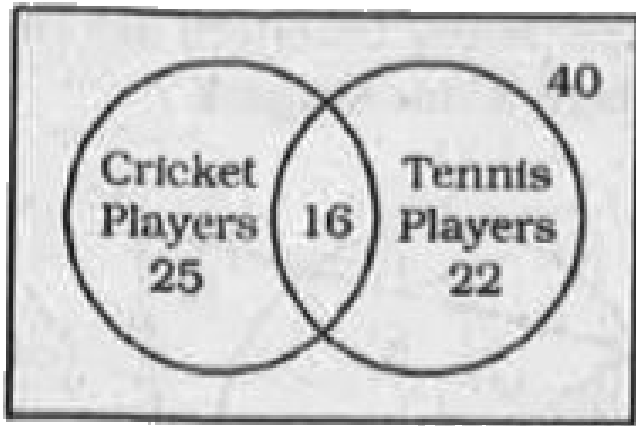
C. 4

D. 5

**Answer: B**



**Watch Video Solution**



69.

Find out the number of students who play only cricket.

A. 25

B. 18

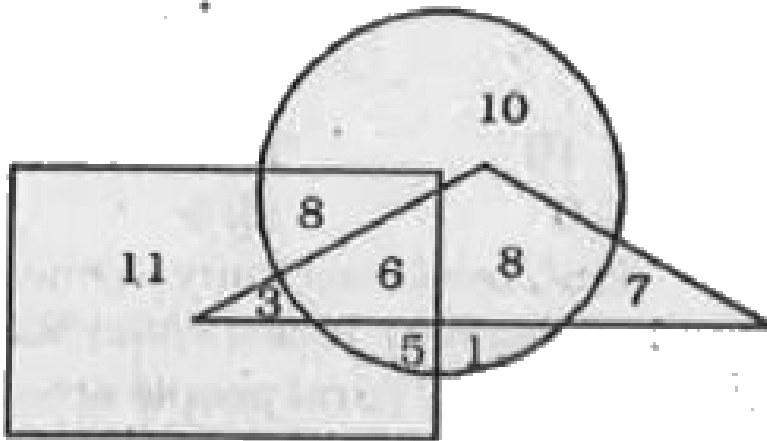
C. 9

D. 41

Answer: C



Watch Video Solution



70.

In the above diagram, the rectangle represents males, the circle represents actors and the triangle singers. Which numbered area represents male singers ?

A. 8

B. 6

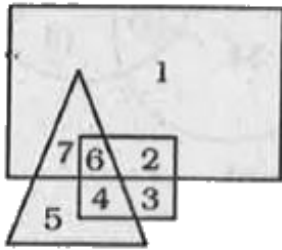
C. 5

D. 3

**Answer: D**



**Watch Video Solution**



71.

Triangle represents people in the first age group i.e. 40-50 years, Square represents the second age group i.e. 60-70 years and Rectangle represents the third age group i.e. 30-40 years. The portion which represents all the three age groups is

A. 2

B. 7

C. 4

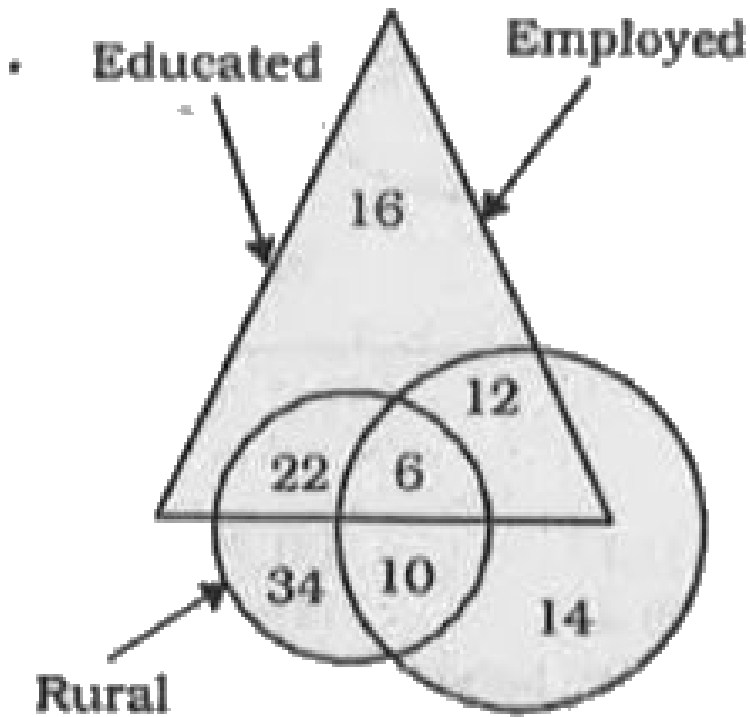
D. 6

**Answer: D**



**Watch Video Solution**





72.

How many educated people are employed ?

A. 10

B. 6

C. 12

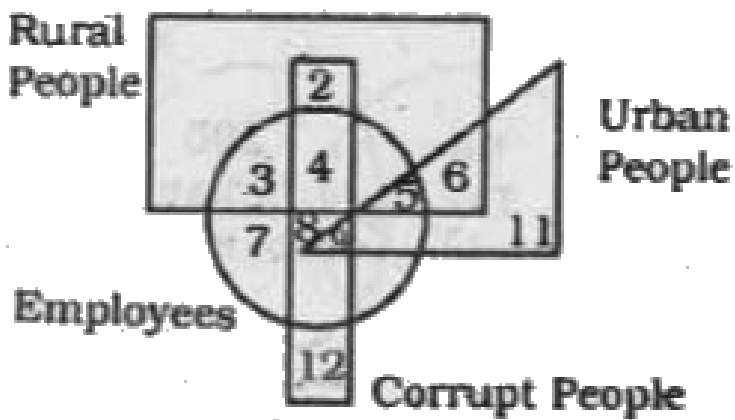
D. 14

**Answer: A**



**Watch Video Solution**

**73.** Find the urban , corrupt employess in the following diagram :



A. 11

B. 9

C. 7

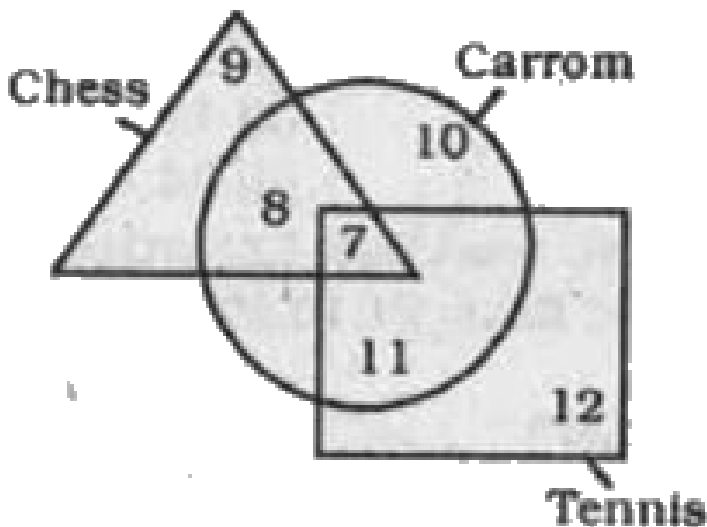
D. 12

**Answer: B**



**Watch Video Solution**

**74.** An interview of 60 persons to know whether they play Tennis, Chess or Carrom was conducted . The data so obtained has been summarized in a pictorial diagram as shown . Study the diagram and answer the question . How many persons do not play any games ?



A. 28

B. 7

C. 4

D. 3

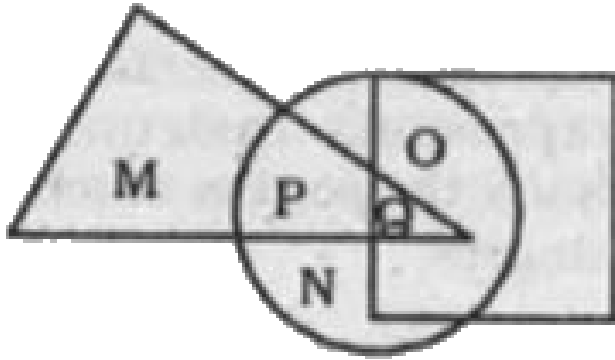
**Answer: D**



**Watch Video Solution**

**75.** In the given diagram , circle represents athletes , square represents tall men and triangle represents bank officers. Which region

represents bank officers who are athletes ?



A. P and M

B. P

C. Q

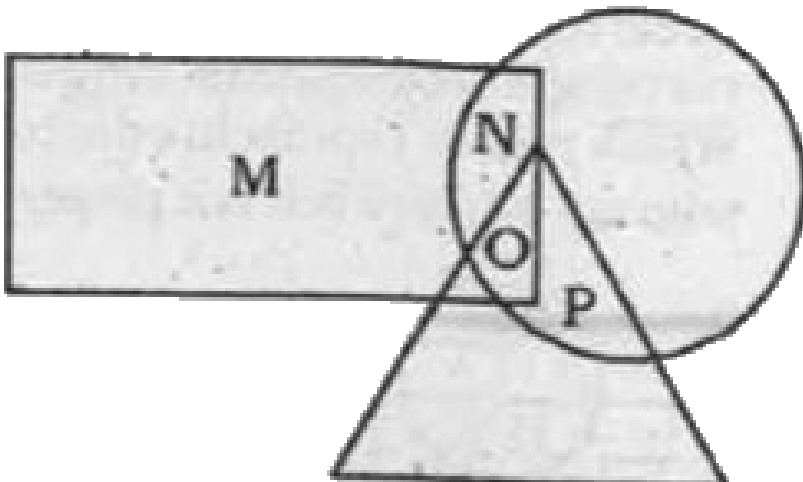
D. P and Q

**Answer: D**



**Watch Video Solution**

**76.** In the the following diagram, reactangle represents people who read English newspaper , circle represents urban , and triangle represents people who read kannada newspaper . Which region represents non - urban people who read English newspaper ?



A. N

B. M

C. P

D. Q

**Answer: B**



**Watch Video Solution**

**77.** In the following figure, how many educated people are employed ?



Employed people

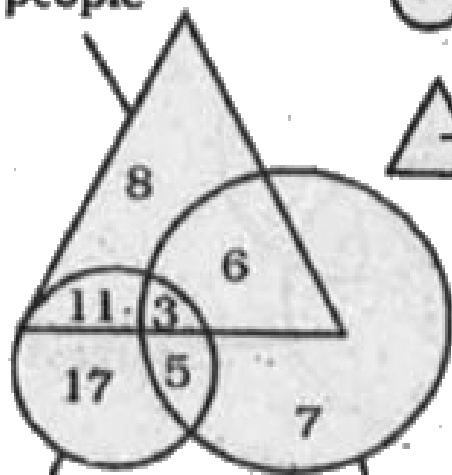
Backward people

Educated people

Educated people

Backward people

Employed people



A. 18

B. 20

C. 15

D. 9

**Answer: D**



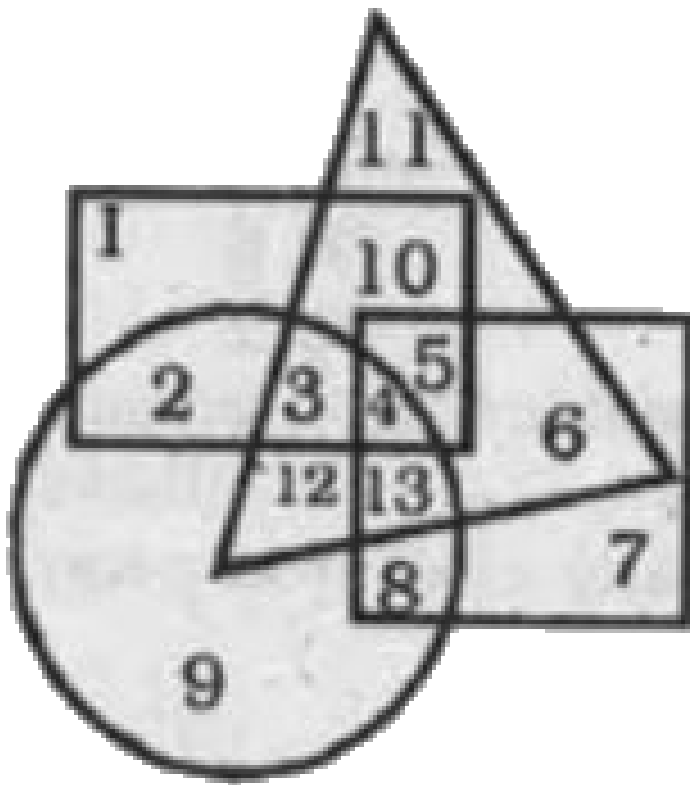
**Watch Video Solution**

**78.** In the following diagram, police officer represents circle.

corrupt represents triangle

poet represents square

married represents rectangle



The area represent unmarried police officers who are not corrupt but are poets is .

A. 8

B. 9

C. 2

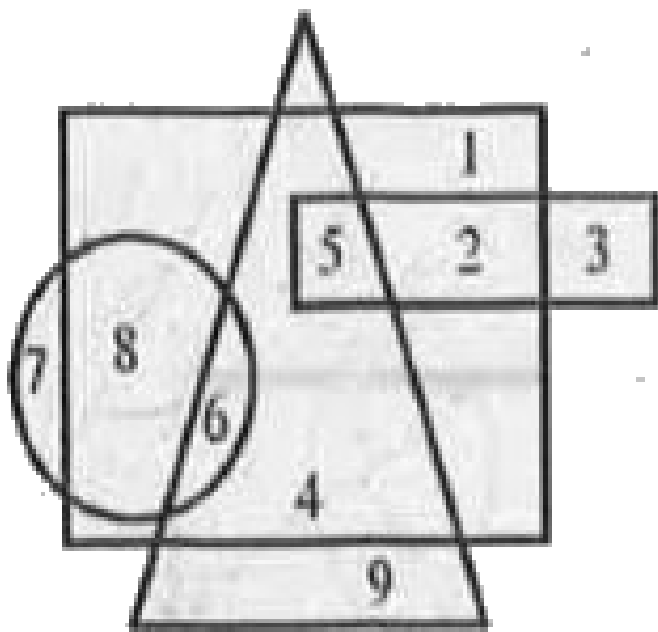
D. 4

**Answer: A**



**Watch Video Solution**

**79.** Which number is in the triangle square and circle ?



A. 4

B. 5

C. 6

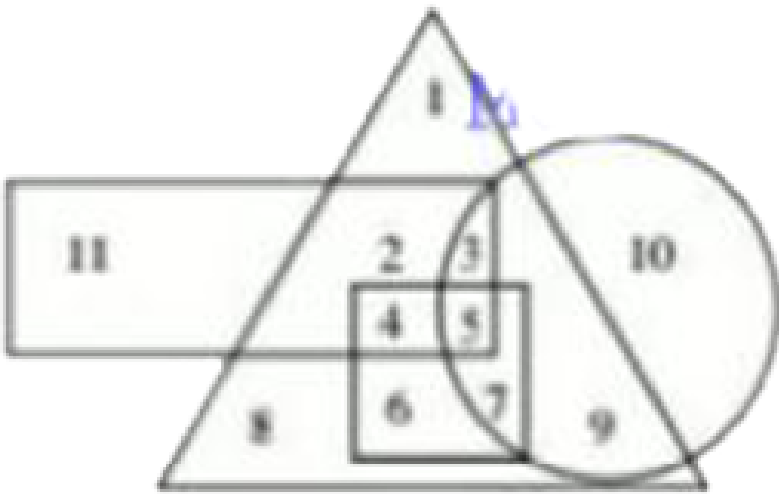
D. 8

**Answer: C**



**Watch Video Solution**

**80.** In the give diagram, Circle represents professional, Square represents dancers, Triangle represents musicians and Rectangle represents European. Different regions in the diagram are numbered I to II



who among the following is not a musician but an European ?

A. 10

B. 9

C. 11

D. 8

**Answer: C**

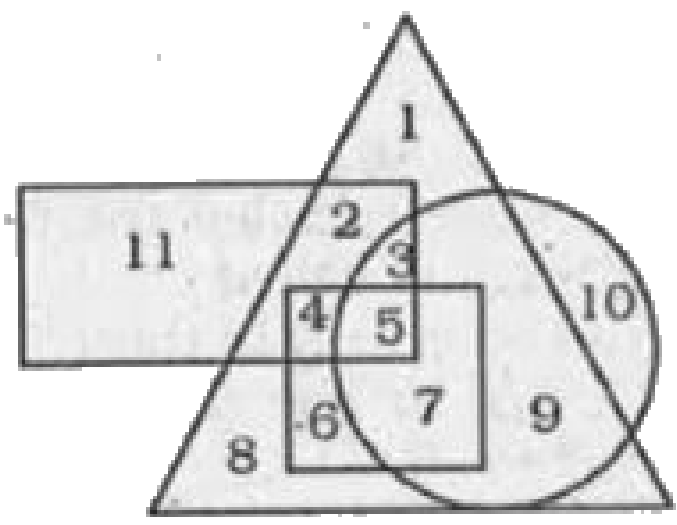


**Watch Video Solution**

**81.** In the given diagram, Circle represents professionals, Square represents dancers. Triangles represents musicians and Rectangle represents Europeans. Different regions in the diagram are numbered 1 to 11. On the basis of the diagram, which among the following



represents non-European professional dancers?



A. 6

B. 9

C. 5

D. 7

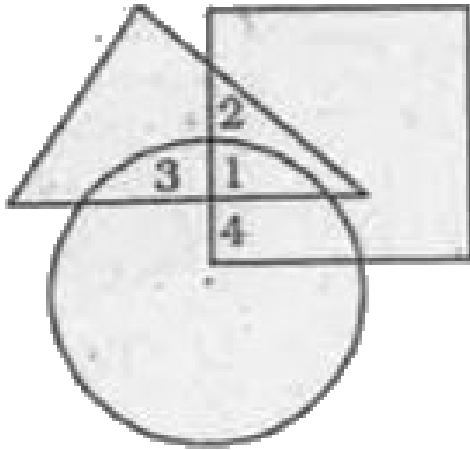
**Answer: D**



**Watch Video Solution**

**82.** In the given diagram, Circle represents strong men, Square represents short men and Triangle represents military officers. Which region represents military officers who are short

but not strong?



A. 3

B. 4

C. 1

D. 2

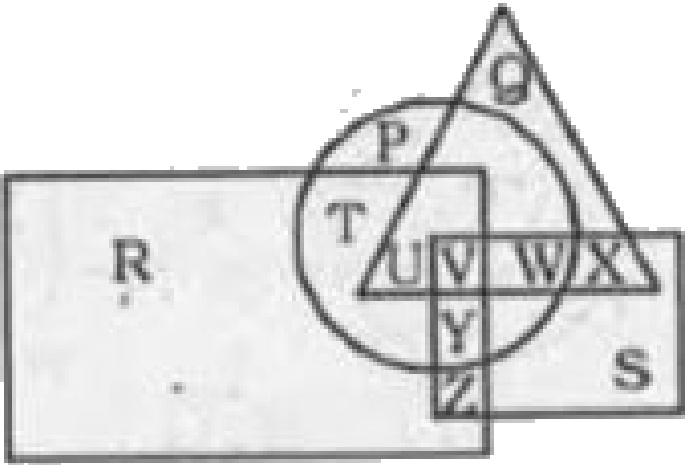
**Answer: D**



[Watch Video Solution](#)

**83.** In the given figure, Circle represents persons having Car, triangle represents persons having Motor Cycle, square represents persons having Autorickshaws, rectangle represents persons having Cycle. Find the region where persons having Car, Motor Cycle, Cycle but not

Autorickshaw.



A. V

B. W

C. X

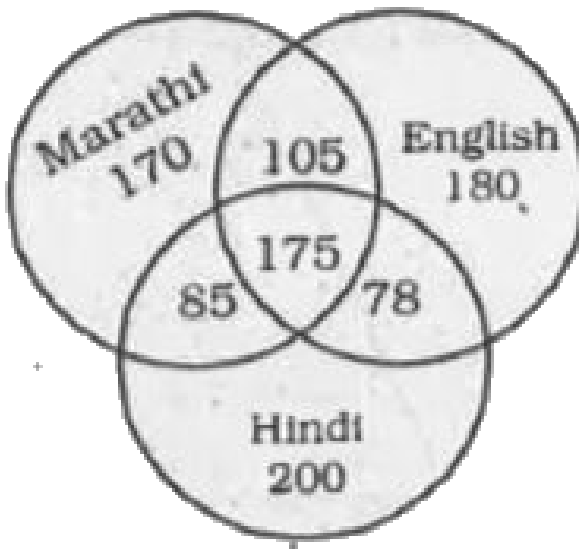
D. U

Answer: D



Watch Video Solution

**84.** In the following questions, study the following diagram carefully and answer the questions based on it.



The diagram shows the survey on a sample of

1000 persons with reference to their knowledge of English, Hindi and Marathi. How many know all the languages?

A. 105

B. 85

C. 78

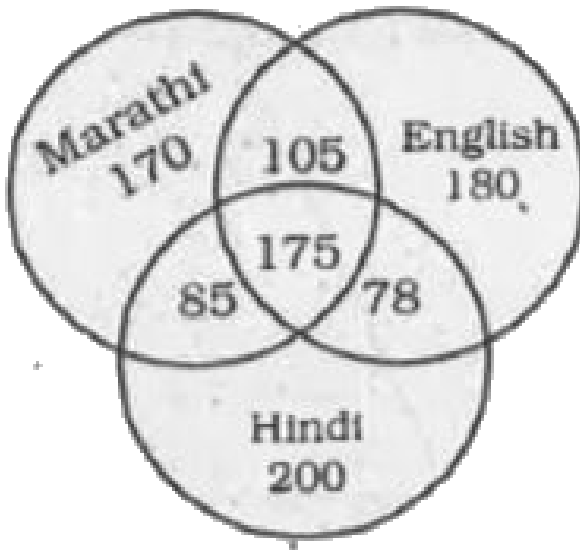
D. 175

**Answer: D**



**Watch Video Solution**

85. In the following questions, study the following diagram carefully and answer the questions based on it.



The diagram shows the survey on a sample of 1000 persons with reference to their knowledge of English, Hindi and Marathi. 105 people know\_\_\_\_\_ languages,



A. Marathi, English

B. Hindi, Marathi, English

C. Marathi, Hindi


D. English, Hindi

**Answer: A**



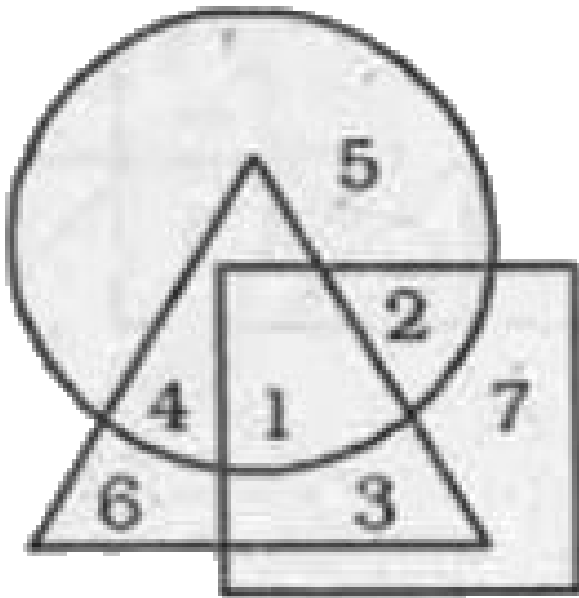
**Watch Video Solution**

86. In the following figure



represents hardworking.  $\triangle$  represents sincere  
and  $\square$  represents intelligent. Find out the

hardworking who are intelligent but not sincere.



A. 1

B. 2

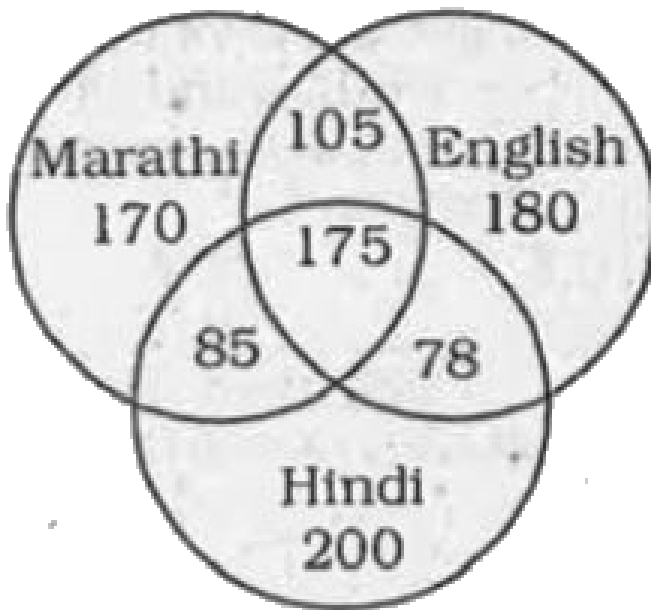
C. 3

D. 4

**Answer: B**



**Watch Video Solution**



**87.**

The above diagram shows the survey on a sample of 1000 persons with reference to their

knowledge of English , Hindi and Marathi. How many knew only Hindi ?

A. 85

B. 175

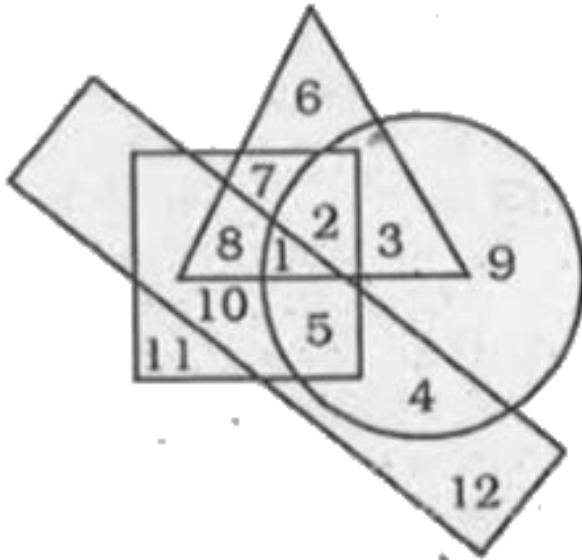
C. 78

D. 200

**Answer: D**



**Watch Video Solution**



88.

In the above figure, the circle stands for employed, the square stands for social worker, the triangle stands for illiterate and the rectangle stands for truthful. Study the figure and answer the questions which region

represents literate, employed people who are neither truthful nor social worker.

A. 11

B. 4

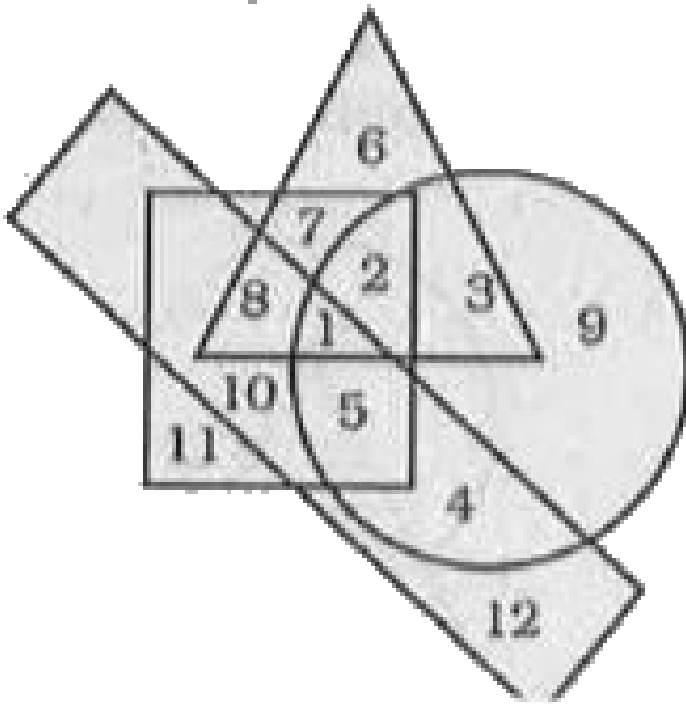
C. 9

D. 10

**Answer: C**



**Watch Video Solution**



89.

In the above figure, the circle stands for employed, the square stands for social worker, the triangle stands for illiterate and the rectangle stands for truthful. Employed, truthful



and illiterate social workers are indicated by which region?

A. 5

B. 4

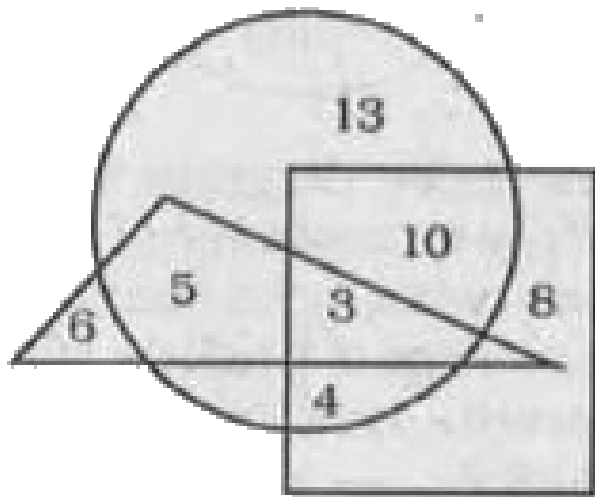
C. 2

D. 1

**Answer: D**



**Watch Video Solution**



90.

In the above diagram, parallelogram represents women, triangle represents the sub-inspectors of police and circle represents the graduates. Which numbered area represents women graduate sub inspectors of police ?

A. 5

B. 3

C. 8

D. 13

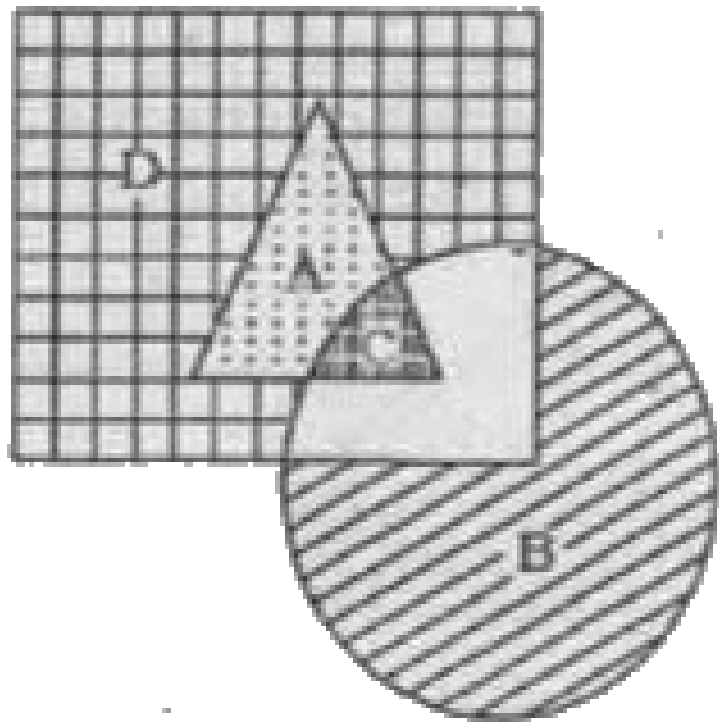
**Answer: B**



**Watch Video Solution**

**91.** In the following diagram, the triangle represents Mothers, circle represents Teachers and the rectangle stands for Women. Which letter (out of A, B, C and D) represents women

who are mothers as also teachers ?



A. B

B. D

C. C

D. A

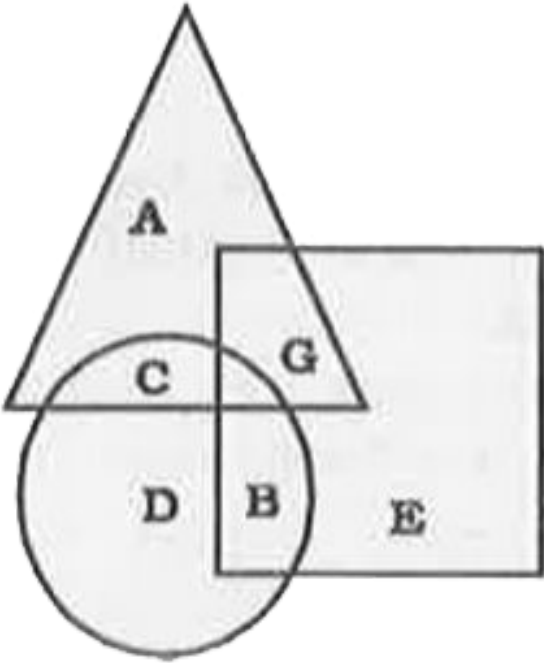
**Answer: C**



**Watch Video Solution**

**92.** In the given figure the triangle represents people who visited Mysore, the circle represents people who visited Ooty, the square represents people who visited Munnar. The portion which represents people who visited both Mysore and

Ooty is



A. D

B. G

C. B

D. C

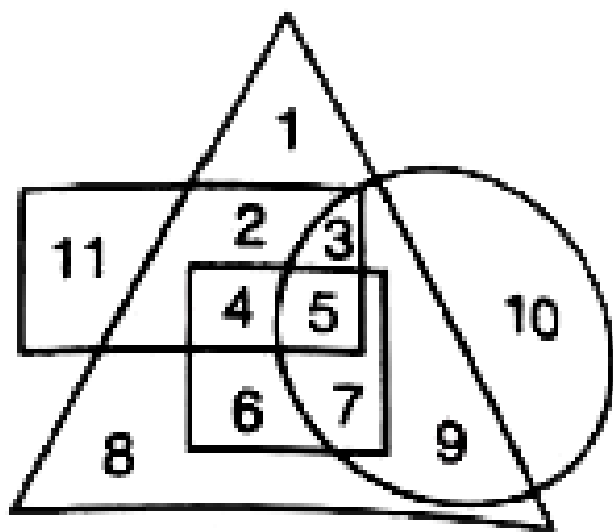
**Answer: B**



**Watch Video Solution**

**93.** In the given diagram, circle represents Professionals, square represents Dancers, triangle represents Musicians and rectangle Europeans. Different region in the diagram are numbered 1 to 11 . Who among the following is neither a Dancer nor a Musician but is

professional and not a European?



A. 10

B. 8

C. 11

D. 1

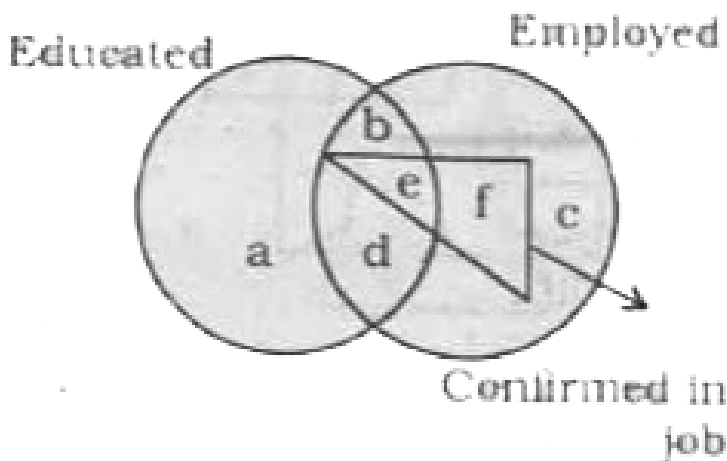


**Answer: C**



**Watch Video Solution**

**94.** Read the figure and find the region representing persons who are educated and employed but not confirmed .



A. adc

B. ac

C. abc

D. bd

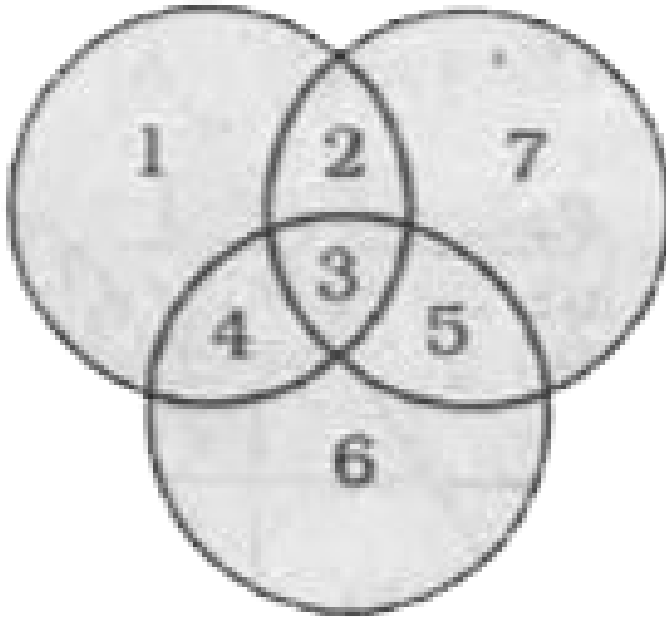
**Answer: D**



**Watch Video Solution**

**95.** In the given figure, circles represent students studying three different subjects. How many

students study all the three subjects ?



A. 2

B. 3

C. 4

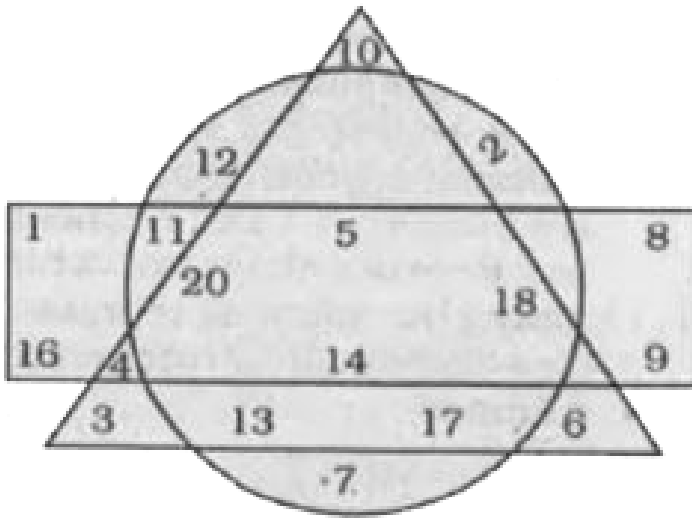
D. 1

**Answer: A**



**Watch Video Solution**

**96.** Study the following diagram consisting of a circle, a rectangle and a triangle and answer the question given below it:



If the circle is called 'rectangle' and triangle is called 'circle', which number is only in the rectangle but not in the other two diagrams?

A. 8

B. 12

C. 3

D. 9

**Answer: D**



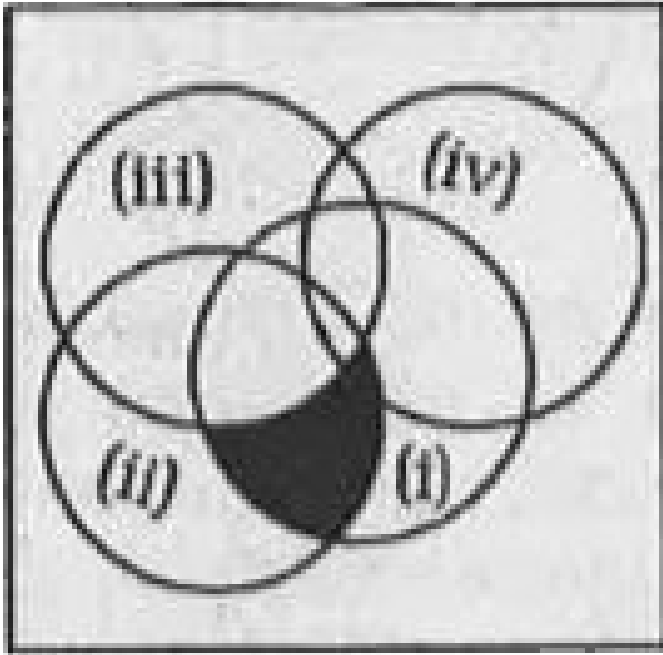
**Watch Video Solution**

**97.** The following diagram represents people who speak different languages.

(i) Kannada (ii) English

(iii) Hindi (iv) Marathi.

What does the shaded area represents ?



A. People who speak English and Hindi.

B. People who speak Kannada, English and

Hindi

C. People who speak Kannada, English and Marathi.

D. People who speak Kannada and English

**Answer: B**

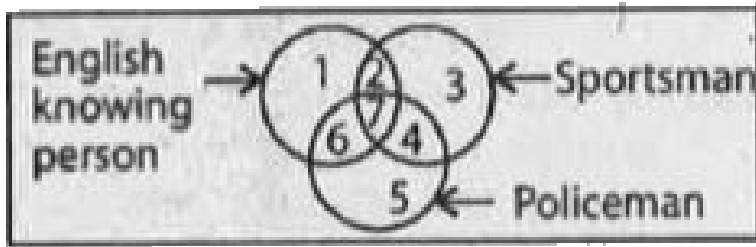


**Watch Video Solution**

**98.** There are three intersecting circles representing English knowing persons, sportsman and persons who are working as policeman. Different regions so obtained in the



figure are marked 1, 2, 3, 4, 5, 6 and 7.



If you select persons, who do not know English and are not policeman, which of the region is to be selected ?

A. 7

B. 6

C. 3

D. 2

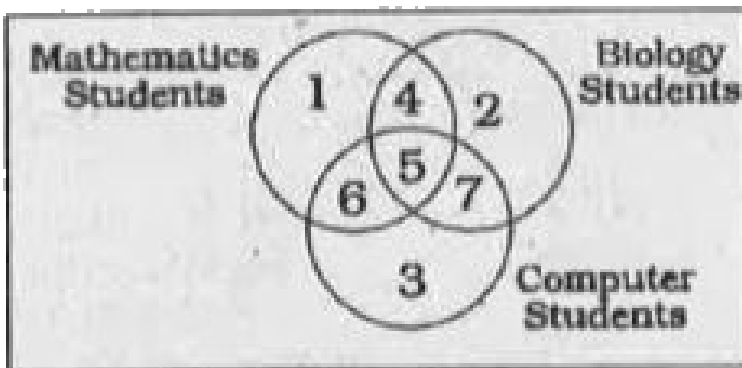
**Answer: B**



**Watch Video Solution**

**99.** Identify the region that represents students studying Biology and Computer not Mathematics.

Question Figure :



A. 2

B. 7

C. 4

D. 6

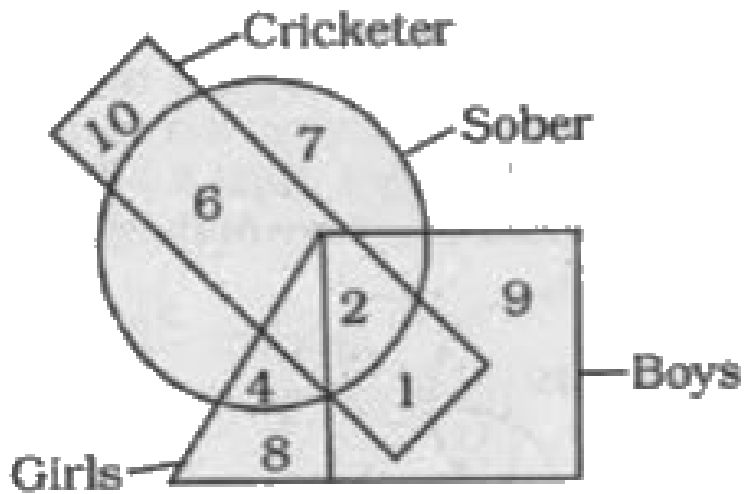
**Answer: C**



**Watch Video Solution**

**100.** In the following figure, the boys who are cricketer and sober are indicated by which

number?



A. 6

B. 5

C. 4

D. 2

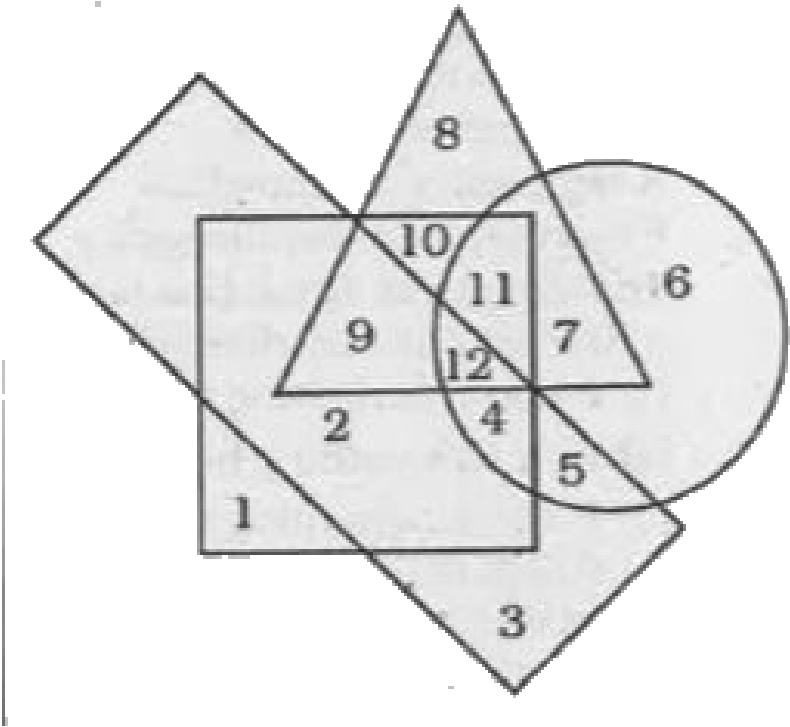
**Answer: C**



**Watch Video Solution**

**101.** In the given figure, the circle stands for intelligent, square for hard-working, triangle for postgraduate and the rectangle for loyal employees. Study the figure and indicate the number which represents post-graduate employees who are hard-working and intelligent

but not loyal.



A. 12

B. 11

C. 10

D. 9

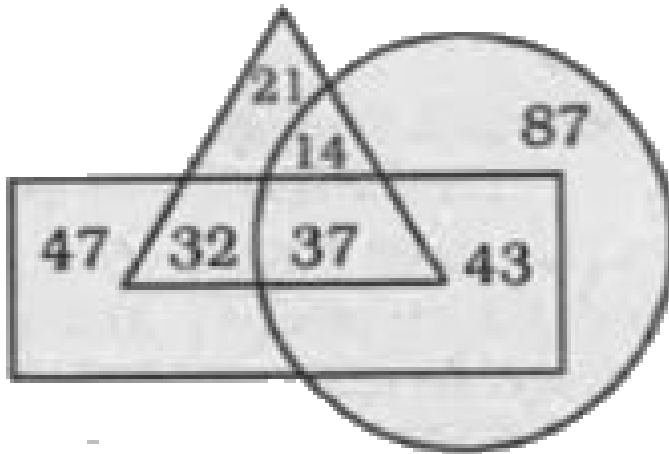
**Answer: B**



**Watch Video Solution**

**102.** In the given figure, the triangle represents Graduates, rectangle represents Married Persons and circle represents Women. What is the number of those Women who are Graduates but

not Married ?



A. 21

B. 14

C. 32

D. 37

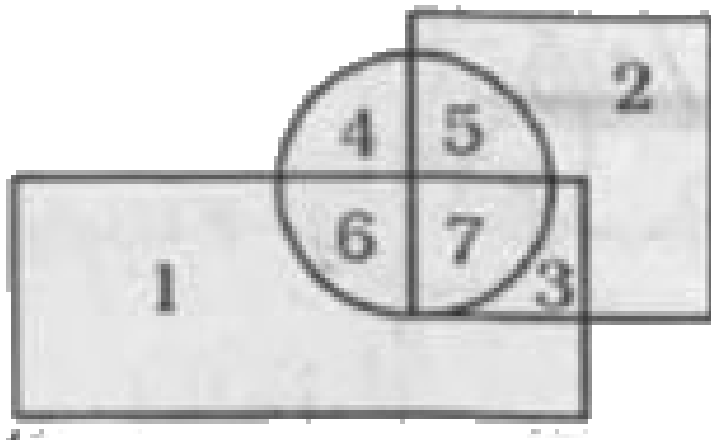
**Answer: D**





Watch Video Solution

**103.** In the following diagram, Square represents Doctors, Circle represents Players and Rectangle represents Artists. Which number represents those Doctors who are Players as well as Artists?



A. 7

B. 2

C. 3

D. 6

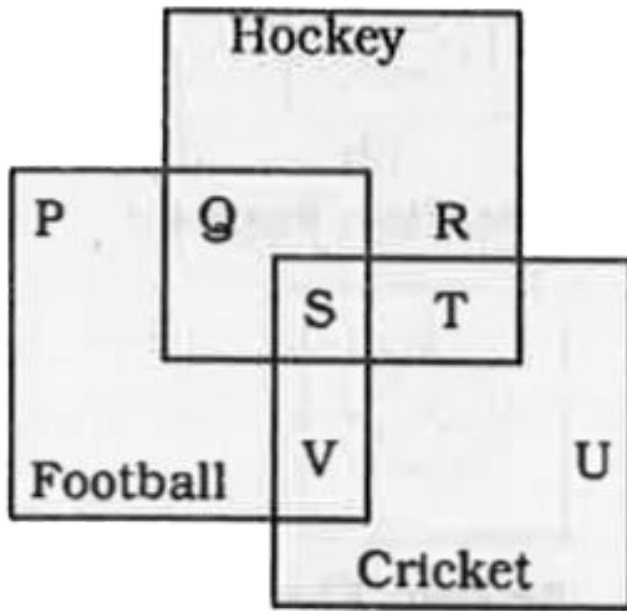
**Answer: B**



**Watch Video Solution**

**104.** In the diagram given below which letter(s) represents the students who play Cricket as well

as Football and Hockey ?



A.  $S+T+U$

B.  $V$

C.  $S$

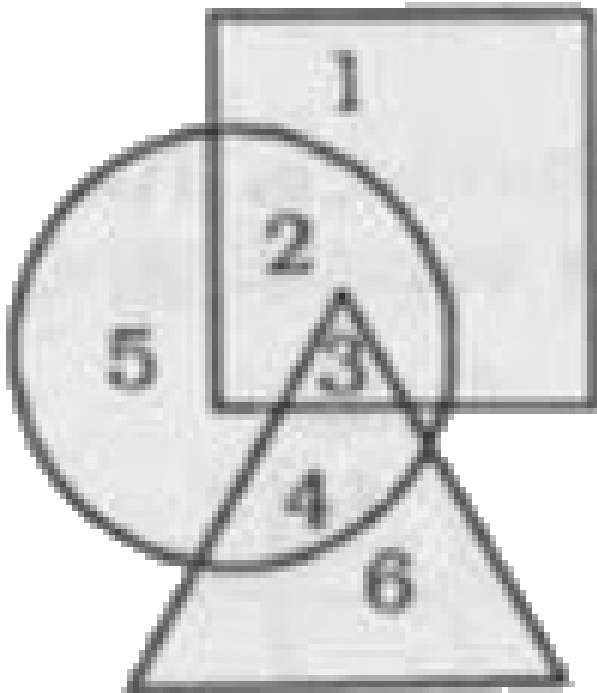
D.  $P+R + U$

**Answer: B**



**Watch Video Solution**

**105.** Which of the following number is present only in the circle and the triangle?



A. 5

B. 3

C. 4

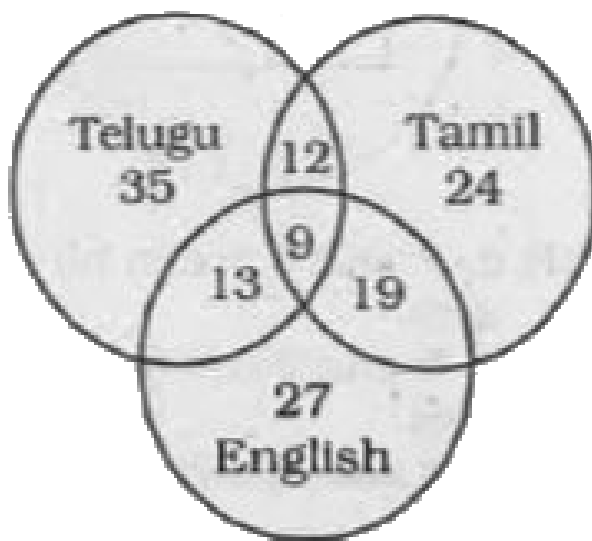
D. 6

**Answer: A**



**Watch Video Solution**

**106.** Find out the number of all those people who can speak Tamil and Telugu?



A. 3

B. 59

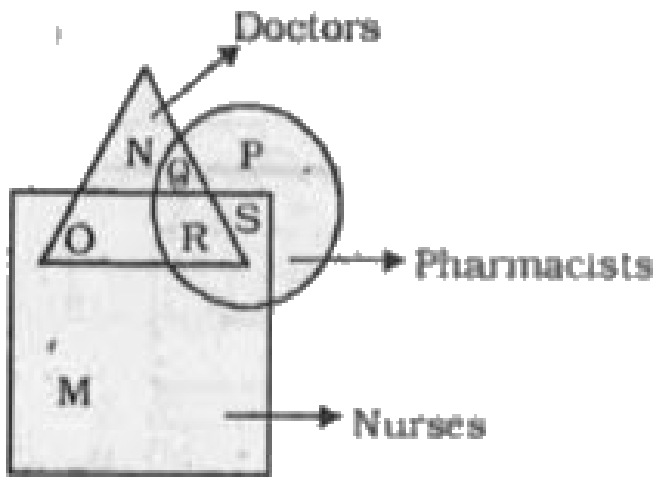
C. 21

D. 112

**Answer: C**



107. In the given figure, which letter represents those Nurses who are Doctors as well as Pharmacists?



A. R

B. S

C. P

D. Q

**Answer: C**

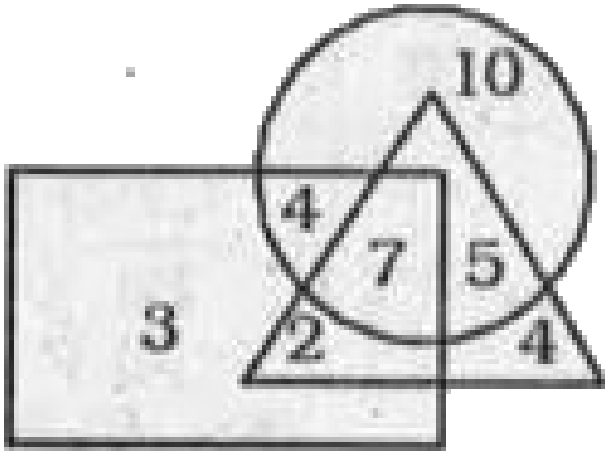


**Watch Video Solution**

**108.** In the figure, circle represents business people, triangle the educated persons and the rectangle stands for persons with income more than 10.000 per month. The number standing for



educated business people with Income more than 10.000 per month is



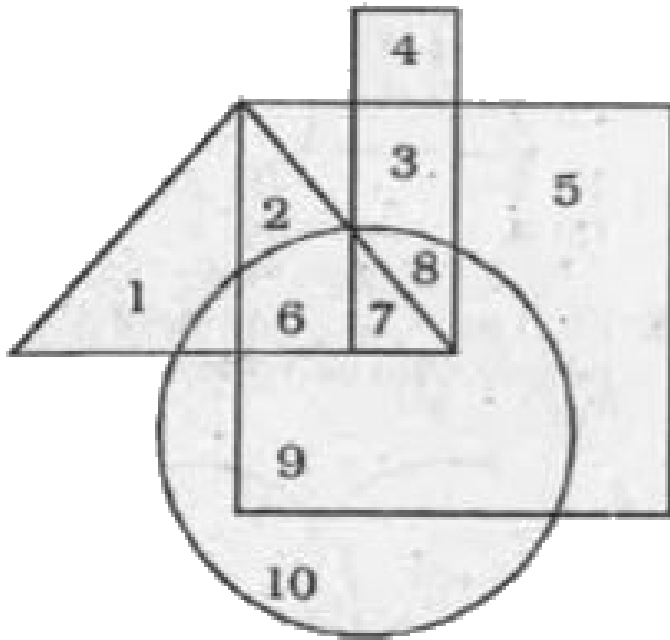
- A. 7
- B. 10
- C. 3
- D. 4

**Answer: C**



**Watch Video Solution**

**109.** Which statement is true with respect to the Venn diagram?



- A. 6, 7 and 8 are in all the figures.
- B. 1, 5 and 9 are in all the figures.
- C. 1, 9 and 10 are in all the figures.
- D. 1, 2 and 6 are in the triangle.

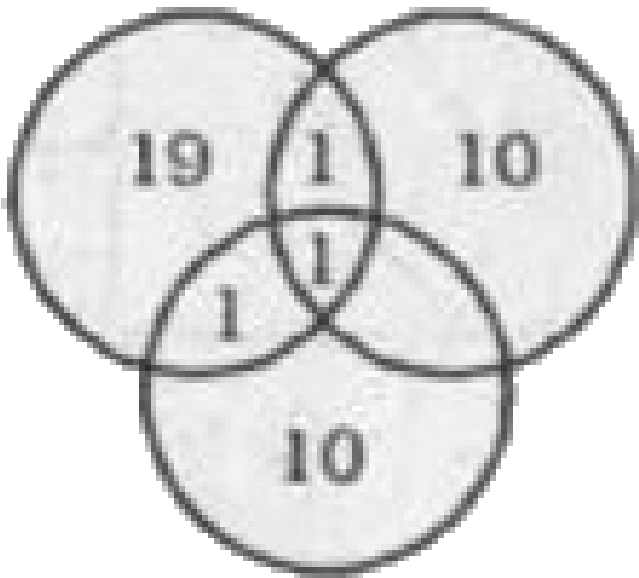
**Answer: A**



**Watch Video Solution**

**110.** In a group of persons, 11 persons speak Kannada, 20 persons speak Tamil and 11 persons speak Telugu. In that group, if two persons speak two languages and one person speaks all the languages, then how many persons are there in

the group?



A. 40

B. 41


C. 42

D. 43

**Answer: A**



**Watch Video Solution**



**111.**

In the figure :

Q represents all quadrilaterals K represents all  
Kites R represents all Rhombus P represents all

Parallelogram The statement 'Rhombus is also a Kite' can be described as


- A. P and K is nothing but R
- B. P or K is nothing but R
- C. P and R is nothing but K
- D. P or R is nothing but K

**Answer: A**



**Watch Video Solution**

**112.** Which one of the areas marked I-VII represents the urban educated who are not hardworking?



A. I

B. III

C. IV

D. II



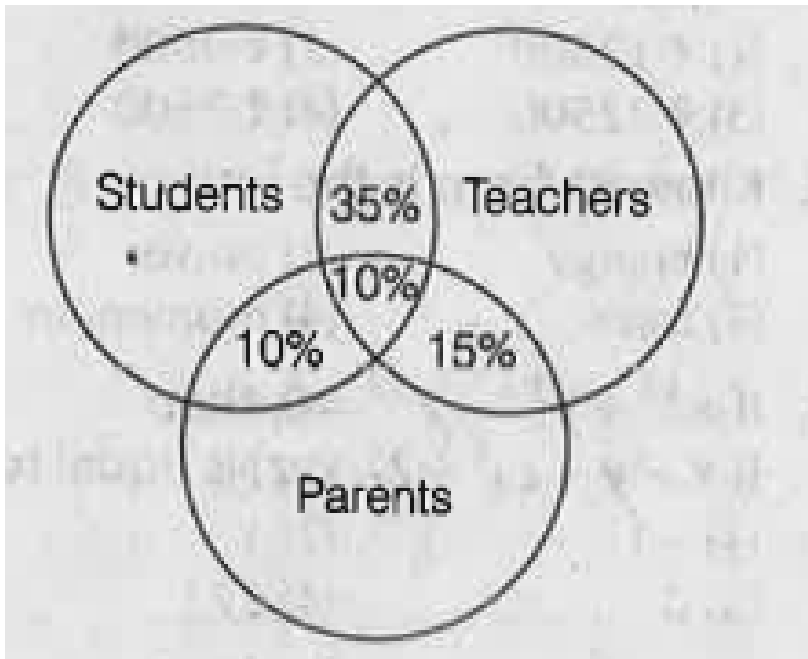
**Answer: C**



**Watch Video Solution**

**113.** In the given figure 10% are students and parents and the 10% are students, teachers and parents, 15% are teachers and parents, 35% are students and teachers, How many percentage

are only teachers, parents and students?



A. 45,40,45

B. 40,64,45

C. 40,45,65

D. 65,40,45

**Answer: B**



**Watch Video Solution**

**114.** Study the diagram given below and answer question.

The qualified and experienced doctors working in villages are represented by :



A. 6

B. 4

C. 5

D. 2

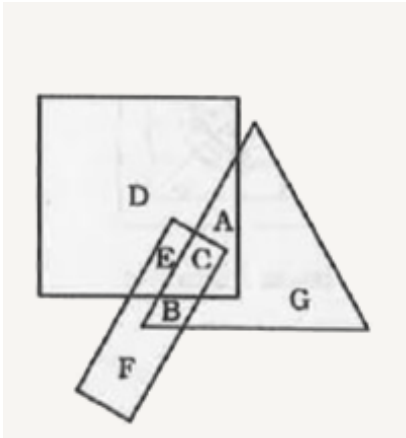
**Answer: C**



**Watch Video Solution**

**115.** In the following diagram, the square represents college students, the triangle represents artists, the parallelogram represents

singers. Which region best represents college students who are artists as well as singers?



A. G

B. C

C. E

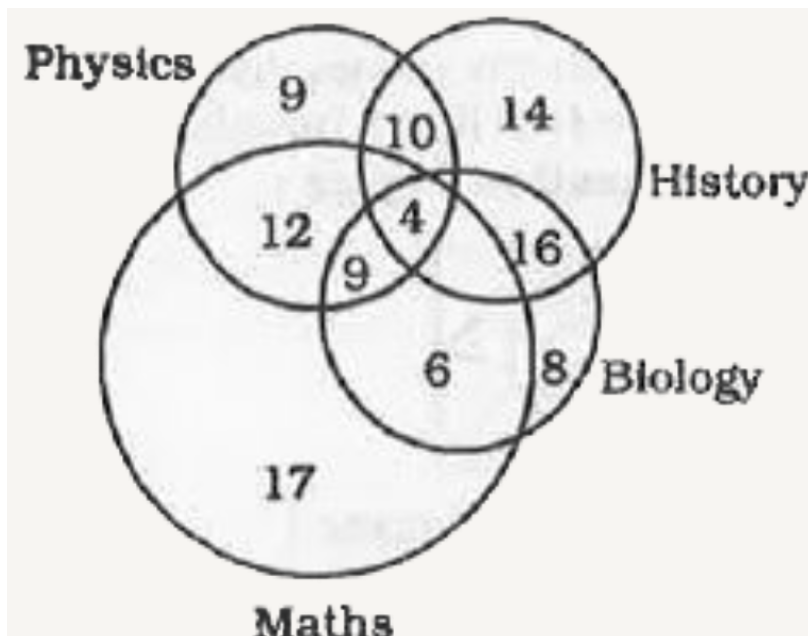
D. B

**Answer: B**



Watch Video Solution

**116.** The diagram represents the number of students studying different subjects. What is the number of students who study History and Biology?



A. 4

B. 16

C. 20

D. 26

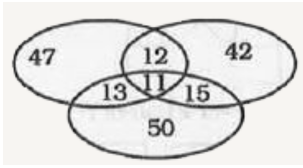
**Answer: C**



**Watch Video Solution**

**117.** The diagram given below shows number of students who got distinction in three subjects out of 500 students. What is the percentage of

students who got distinction in all subjects?



A. 10.2

B. 8

C. 10

D. 2.2

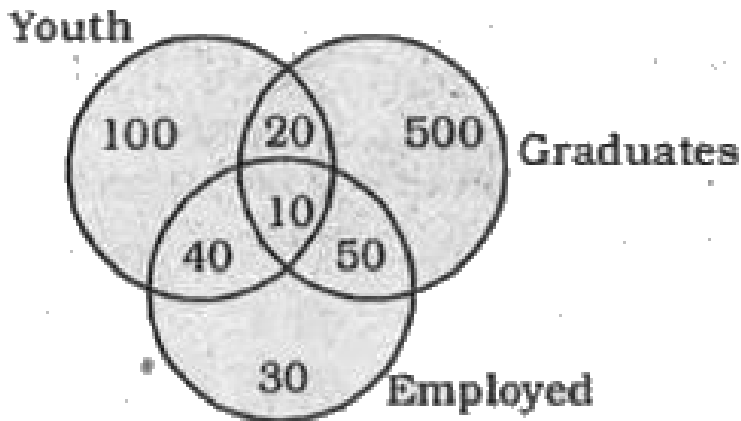
**Answer: D**



**Watch Video Solution**



**118.** If the numebr indicates the number of persons , then how many youth graduates are there ?



A. 20

B. 30

C. 40

D. 50

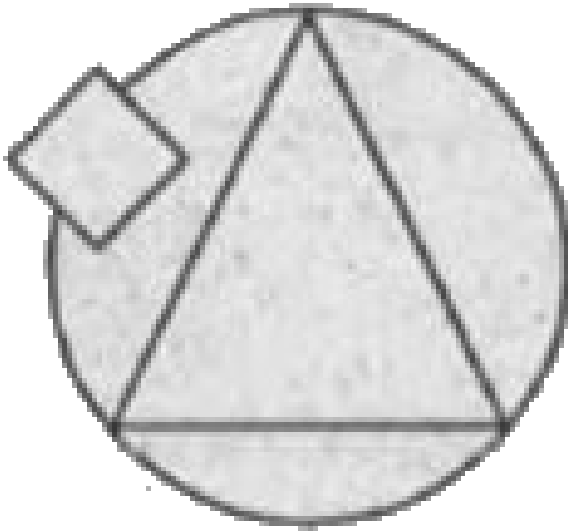
**Answer: B**



**Watch Video Solution**

**119.** In a sports academy , all cricketers are represented by a circle football players by a triangle and tennis players by a square . Who is most represented in the academy as shown in

the figure ?



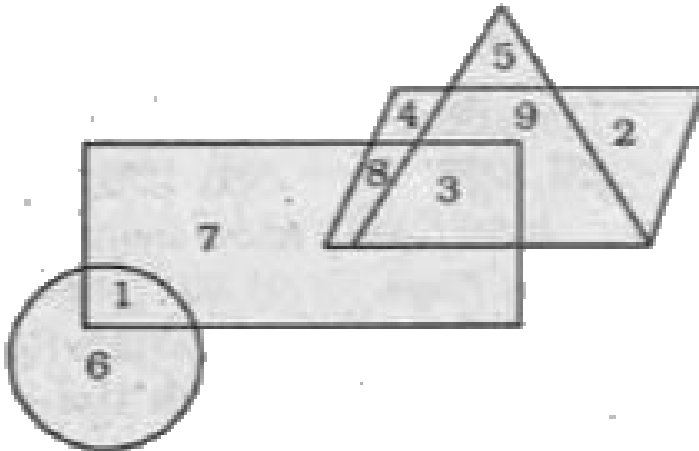
- A. Cricketers
- B. Football Players
- C. Cricketers with tennis skills
- D. Football players with cricket skills.

**Answer: D**



**Watch Video Solution**

**120.** Study the given figure and answer the following question.



What is the sum of numbers which belongs to the rhombus but not the rectangle ?

A. 15

B. 13

C. 26

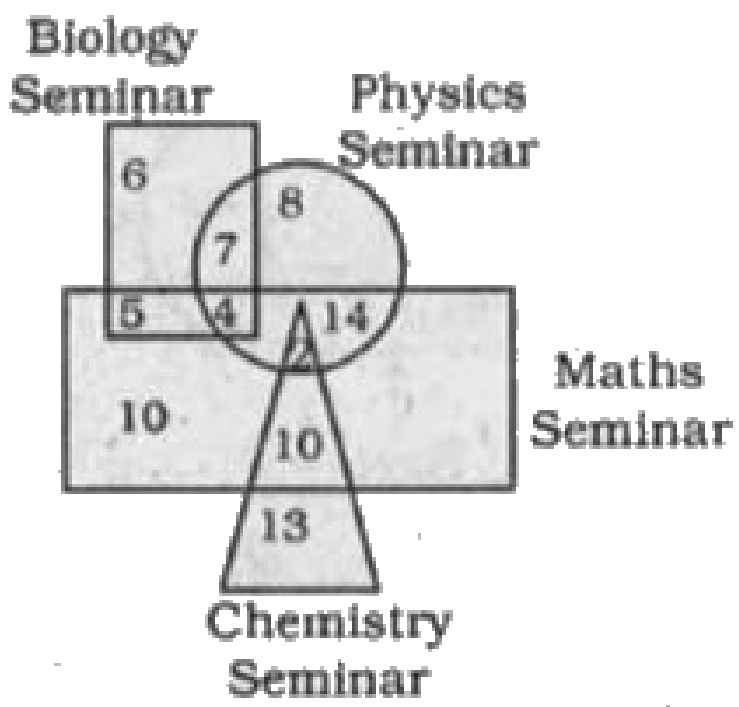
D. 14

**Answer: A**



**Watch Video Solution**

121. The Venn diagram below shows the number of people who attended seminars on Physics , Chemistry . Maths and Biology . What is the number of people who attended exactly any two seminars ?



A. 21

B. 36

C. 38

D. 42

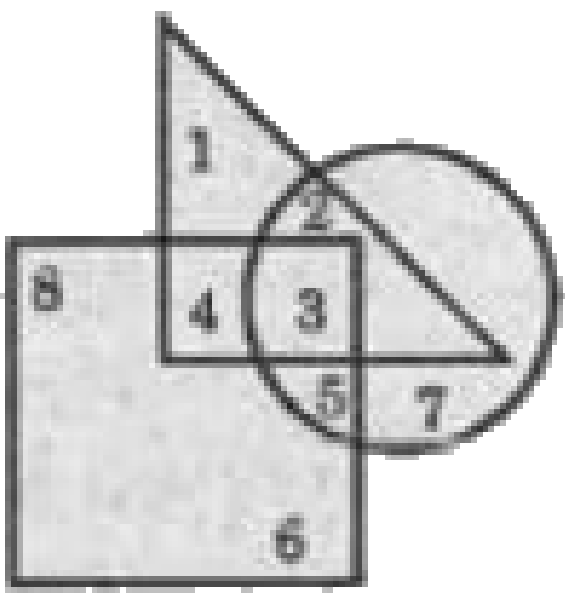
**Answer: B**



**Watch Video Solution**

**122.** In the following figure , triangle represents teachers , square represents merchants and circle represents social workers. Which number

space represents Teachers who are social workers ?



- A. 3
- B. 2
- C. 4



D. 5

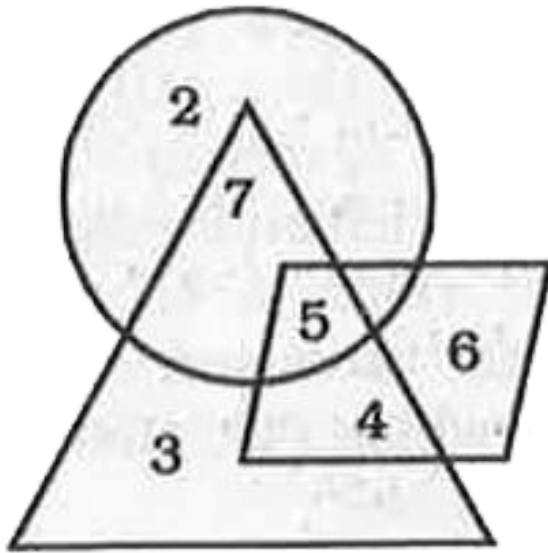
**Answer: B**



**Watch Video Solution**

**123.** In the following figure, circle represents Graduates , triangle represents Sub-Inspector of Police , and parallelogram represents Women. Then, which number space represents Women

Graduate and Sub -Inspector of Police ?



A. 2

B. 5

C. 6

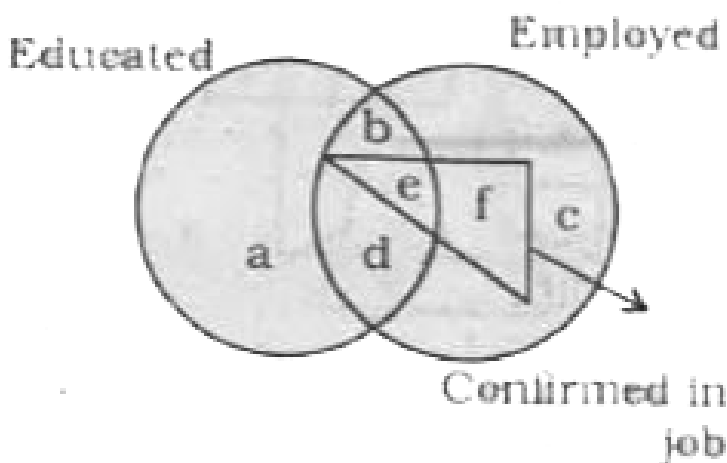
D. 7

**Answer: B**



**Watch Video Solution**

**124.** Read the figure and find the region representing persons who are educated and employed but not confirmed .



A. a,c

B. a,b,c

C. b,d

D. a,d,c

**Answer: C**



**Watch Video Solution**

**125.** In the given figure, triangle represents the healthy, square represents the old, and circle represents the men. Find out the area of the

figure which represents the "men who are healthy but not old".



A. 1

B. 2

C. 3

D. 7

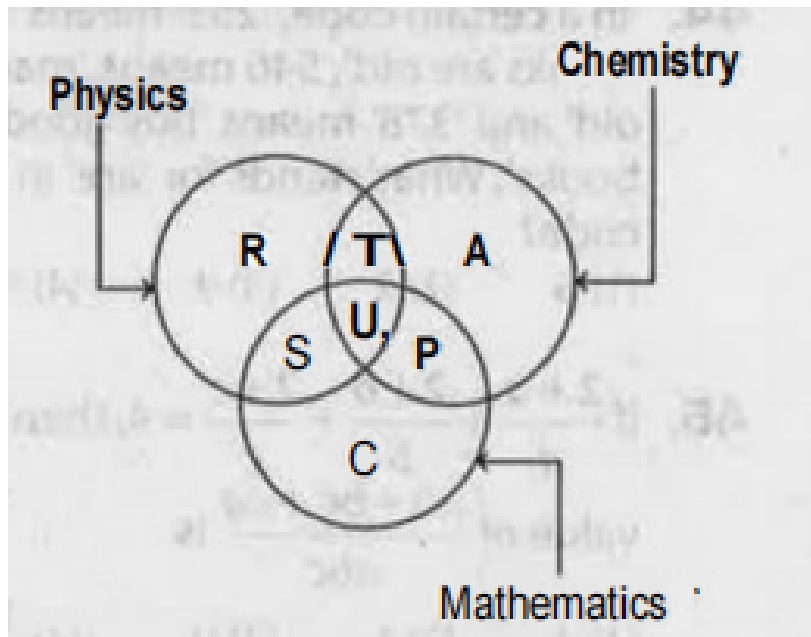
**Answer: B**



[Watch Video Solution](#)

**126.** The diagram below represents the students who study Physics, Chemistry and Mathematics. Study the diagram and identify the region which represents students who study both Physics and

Chemistry but not Mathematics?



A.  $T+S+U+P$

B.  $C$

C.  $R+T+A+U+P+S$

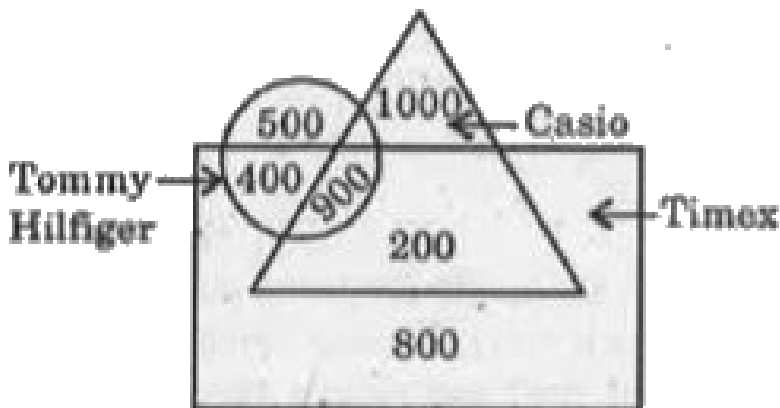
D.  $T$

**Answer: D**



**Watch Video Solution**

**127.** Study the information carefully and answer the question based on it :



How many persons like only Casio and Timex ?



A. 1000

B. 1200

C. 800

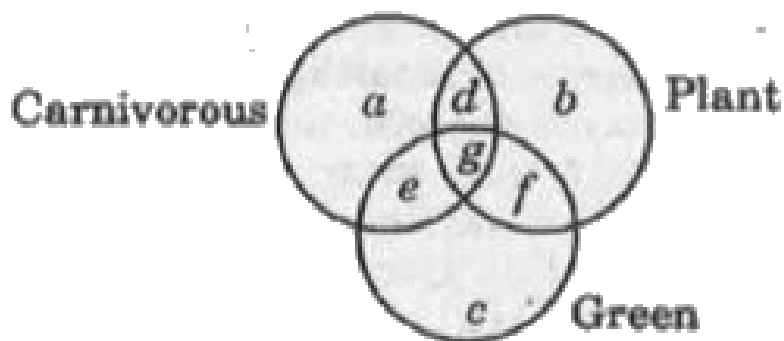
D. 200

**Answer: D**



**Watch Video Solution**

**128.** In the given figure , which letter represents carnivorous plants which are not green ?



A. d

B. g

C. e

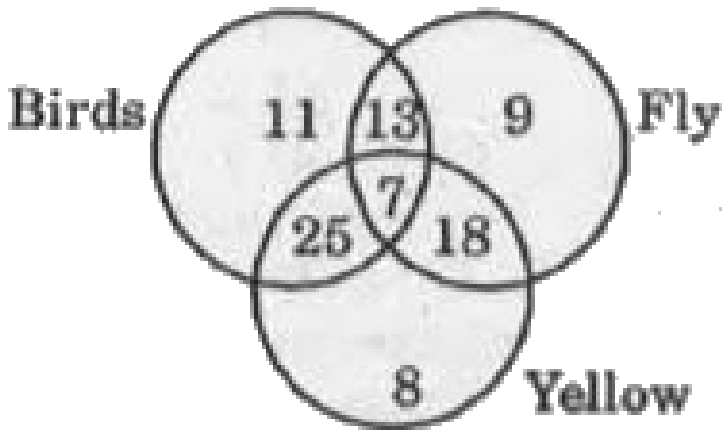
D. f

**Answer: A**



**Watch Video Solution**

**129.** In the given figure , how many yellow birds are there ?



A. 25

B. 32

C. 18

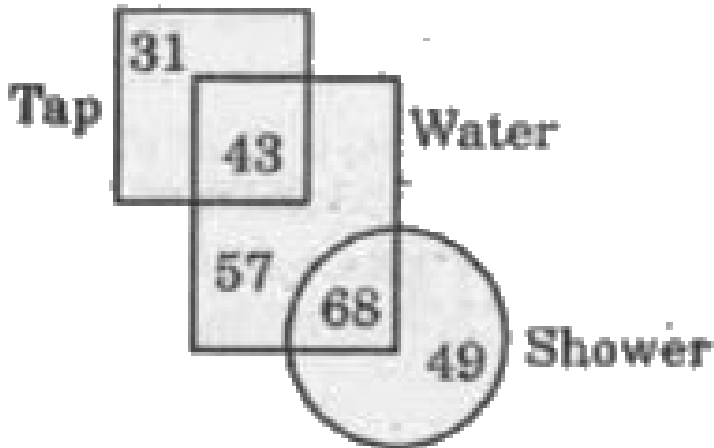
D. 20

**Answer: B**



**Watch Video Solution**

**130.** In the given figure , how many water are either tap or shower ?



A. 168

B. 111

C. 125

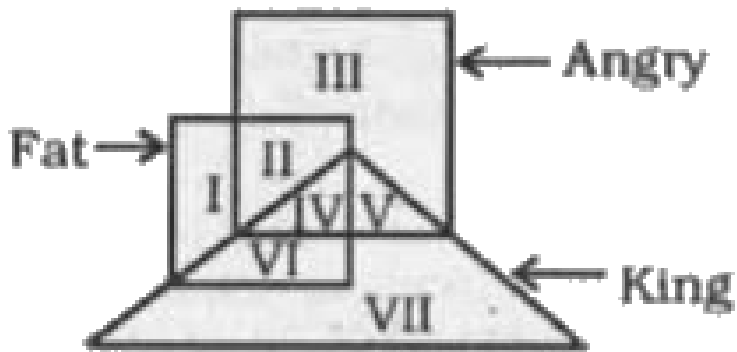
D. 108

**Answer: B**



**Watch Video Solution**

**131.** In the given figure , which Roman numeral represents the angry kings who are fat ?



A. V

B. IV

C. VI

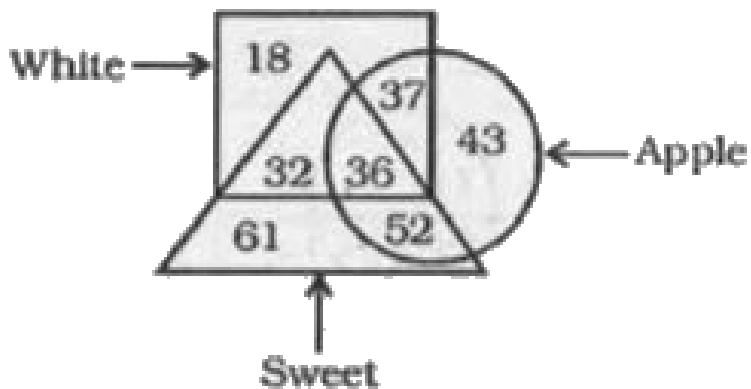
D. II

**Answer: B**



**Watch Video Solution**

**132.** In the given figure , how many white apples are there ?



A. 37

B. 73

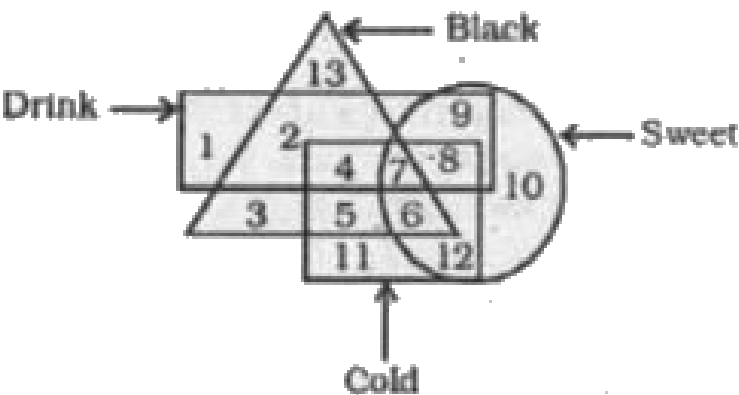
C. 36

D. 88

Answer: B

 Watch Video Solution

133. In the given figure , which number represents cold drink which is black and sweet ?



A. 4



B. 8

C. 6

D. 7

**Answer:**



**Watch Video Solution**

**134.** In the given figure , which number represents male cricketers who are adults but are not tall ?



A. 3

B. 2

C. 8

D. 4

**Answer: B**



**View Text Solution**

**135.** In the given figure which alphabet represents gel pens which are not blue ?



A. CD

B. d

C. h

D. b

**Answer: A**



**View Text Solution**

**136.** In the given figure , which number ber represents steel bottles which are caps ?



A. 2

B. 4

C. 3

D. 6

**Answer: C**



**View Text Solution**

**137.** In the given figure , how many paper are also hard ?



A. 14

B. 23

C. 37

D. 32

**Answer: B**



**View Text Solution**

**138.** In the given figure , how many keys are duplicate but not steel ?



A. 16

B. 18

C. 0

D. 34

**Answer: C**



**View Text Solution**

**139.** In the given figure , how many leather bags are not red ?



A. 29

B. 76

C. 43

D. 51

**Answer: D**



**View Text Solution**

**140.** In the given figure , which letter represents electronic mixer which is white ?



A. f

B. g

C. e

D. b

**Answer: B**



**View Text Solution**

**141.** In the given figure , which number represents yellow capsicum which is not rotten ?





A. 4

B. 3

C. 2

D. 5

**Answer: B**



**View Text Solution**

**142.** In the given figure , what is the total of strong blades and sharp steel ?



A. 24

B. 16

C. 29

D. 69

**Answer: A**



**View Text Solution**

**143.** In the given figure , how many people like cricket and tennis both ?



A. 17

B. 32

C. 15

D. 27

**Answer: B**



**View Text Solution**

**144.** In the given figure , how many people speak only Italian and French language ?



- 21
- 16
- 27
- 20

**Answer: D**



**View Text Solution**

**145.** In the given figure , how many are musical toys ?



**A. 53**

B. 61

C. 42

D. 45

**Answer: C**



**View Text Solution**

**146.** In the given figure, how many cardboard boxes are not white ?



A. 6

B. 13

C. 7

D. 9

**Answer: A**



**View Text Solution**

**147.** In the given figure , how many huts are covered and muddy ?



A. 28

B. 40

C. 33

D. 19

**Answer: D**



**View Text Solution**

**148.** In the following figure , Square represents Therapists , triapngle represents Geneticists , circle represents yoga practitioners and

rectangle represents Father. Which set of letters represents yoga practitioners who are neither geneticists nor fathers ?



A. G,B

B. E,A

C. G,C

D. F,G

**Answer: D**



**View Text Solution**



**149.** In the following figure , square represents Pharmacists , triangle represents Singers , circle represents Singers , circle represents Surgeons and rectangle represents Mothersers . Which set of letters represents surgeons who are either mothers or singer ?



A. E,D,G

B. A,F,C

C. A,D,C

D. H,B,C

**Answer: B**



**View Text Solution**

**150.** In the following figure , square represents Runners , triangle represents Scientist , circle represents Indians and rectangle represent Mothers. Which set of letters represents Indians who are runners ?



A. F,B,D,F

B. A,D

C. G,C,D

D. B,C,G,F

**Answer: B**



**View Text Solution**

**151.** In the following figure , square represents Philosophers , trinagle represent Police officers , circle represents Pharmacists and rectangle

represents Americans . Which set of letters  
represents Americans who are Police officers ?



A. G,F,D,A

B. B,C

C. C,D

D. B,C,G,F

**Answer: B**



**View Text Solution**

**152.** In the following figure , square represents Priests , triangler represent Singers, circle represents Indians . Which se of letters represents Indians who are not Priests ?



A. E,F

B. I,G

C. E,A,F

D. G,E,A

**Answer: C**



**153.** In the given figure , which number / numbers represent paper which are books ?



A. 2 and 3

B. 2 and 5

C. 3 and 4

D. only 2

**Answer: A**



[View Text Solution](#)

**154.** In the given figure , which number represents pens which are black but not red ?



A. 4

B. 5

C. 6

D. 3

**Answer: A**



[View Text Solution](#)

**155.** In the given figure , how many pages are either new or white but not both ?



A. 111

B. 100

C. 125

D. 168

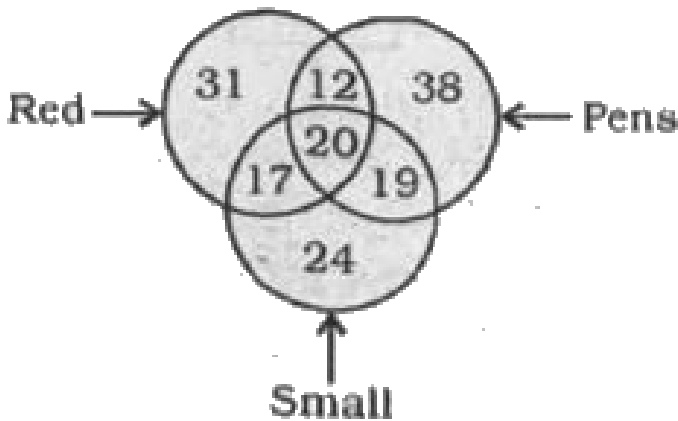
**Answer: B**





[View Text Solution](#)

**156.** In the given figure , how many red are pens ?



A. 12

B. 32

C. 20

D. 29

**Answer: B**



**View Text Solution**

**157.** In the given figure , how many watches are round and blue but not red ?



A. 31

B. 37

C. 68

D. 69

**Answer: A**



**View Text Solution**

**158.** In the following figure , rectangle represents Plumbers , circle represents Athletes , triangle represents Gamers and square represents Cricketers. Which set of letters represents those

who are Athletes as well as Cricketers ?



A. CD

B. AB

C. FG

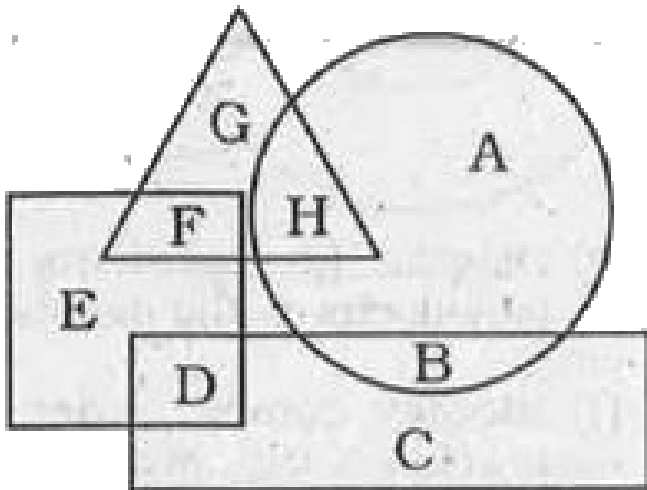
D. EI

**Answer: A**



**View Text Solution**

**159.** In the following figure , rectangle represents Film critics , circle represents Bakers, triangle represents Divers and square represents Football players . Which set of letters represents Football players who are not Divers ?



A. ED

B. FD

C. GH

D. DC

**Answer: A**



**Watch Video Solution**