doubtnut
पढ़ना हुआ आसान

NCERT MATHS SOLUTIONS

Class - 7 || DATA HANDLING

Download Doubtnut Today

Ques No.	Question
1	**NCERT - CLASS 7 - CHAPTER 3 DATA HANDLING - EXERCISE 3.1 - Q 2** Organise the following marks in a class assessment, in a tabular form.](i) Which number is the highest? (ii) Which number is the lowest? (iii) What is the range of the data? (iv) Find the arithmetic mean. Watch Free Video Solution on Doubtnut
2	**NCERT - CLASS 7 - CHAPTER 3 DATA HANDLING - EXERCISE 3.1 - Q 3** Find the mean of the first five whole numbers Watch Free Video Solution on Doubtnut
3	**NCERT - CLASS 7 - CHAPTER 3 DATA HANDLING - EXERCISE 3.1 - Q 4** A cricketer scores the following runs in eight innings: 58, 76, 40, 35, 46, 45, 0, 100. Find the mean score. Watch Free Video Solution on Doubtnut
4	**NCERT - CLASS 7 - CHAPTER 3 DATA HANDLING - EXERCISE 3.1 - Q 5** Following table shows the points of each player scored in four games: Now answer the following questions: (i) Find the mean to determine A's average number of points scored per game. (ii) To find the mean number of points per game for C, would you divide the total points by 3 or by 4? Why? (iii) B played in all the four games. How would you find the mean? (iv) Who is the best performer? Watch Free Video Solution on Doubtnut
5	**NCERT - CLASS 7 - CHAPTER 3 DATA HANDLING - EXERCISE 3.1 - Q 6** The marks (out of 100) obtained by a group of students in a science test are 85, 76, 90, 85, 39, 48, 56, 95, 81 and 75. Find the: (i) Highest and the lowest marks obtained by the students. (ii) Range of the marks obtained. (iii) Mean marks obtained by the group. Watch Free Video Solution on Doubtnut

doubtnut
पढ़ना हुआ आसान

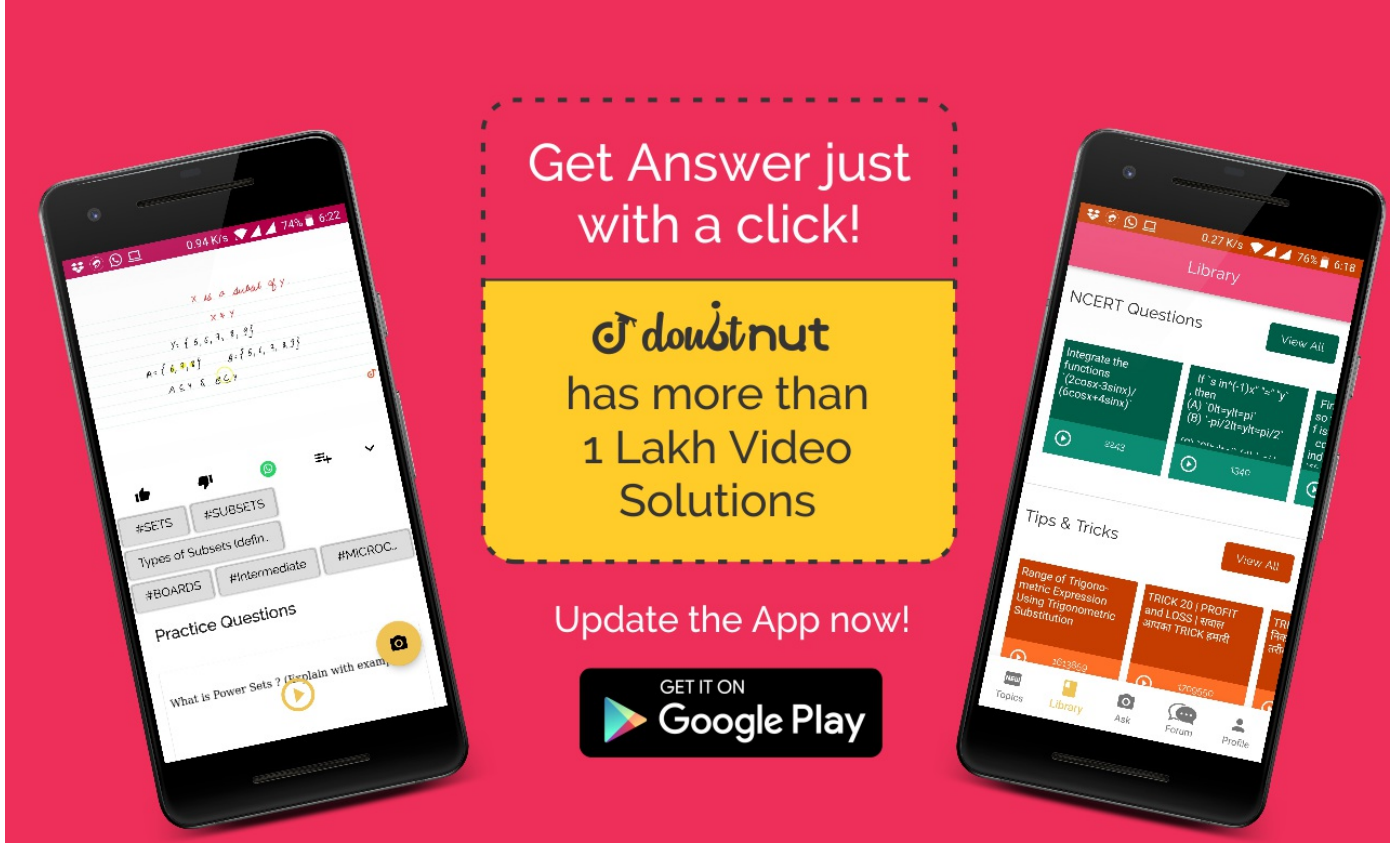

6	**NCERT - CLASS 7 - CHAPTER 3 DATA HANDLING - EXERCISE 3.1 - Q 7** The enrolment in a school during six consecutive years was as follows: 1555, 1670, 1750, 2013, 2540, 2820 Find the mean enrolment of the school for this period Watch Free Video Solution on Doubtnut
7	**NCERT - CLASS 7 - CHAPTER 3 DATA HANDLING - EXERCISE 3.1 - Q 8** The rainfall (in mm) in a city on 7 days of a certain week was recorded as follows: (i) Find the range of the rainfall in the above data. (ii) Find the mean rainfall for the week. (iii) On how many days was the rainfall less than the mean rainfall. Watch Free Video Solution on Doubtnut
8	**NCERT - CLASS 7 - CHAPTER 3 DATA HANDLING - EXERCISE 3.1 - Q 9** The heights of 10 girls were measured in cm and the results are as follows: 135, 150, 139, 128, 151, 132, 146, 149, 143, 141. (i) What is the height of the tallest girl? (ii) What is the height of the shortest girl? (iii) What is the range of the data? (iv) What is the mean height of the girls? (v) How many girls have heights more than the mean height Watch Free Video Solution on Doubtnut
	NCERT - CLASS 7 - CHAPTER 3 DATA HANDLING - EXERCISE 3.2 - Q 1 The scores in mathematics test (out of 25) of 15 students is as follows: 19, 25, 23, 20,

9	9, 20, 15, 10, 5, 16, 25, 20, 24, 12, 20 Find the mode and median of this data. Are they same? Watch Free Video Solution on Doubtnut
10	**NCERT - CLASS 7 - CHAPTER 3 DATA HANDLING - EXERCISE 3.2 - Q 2** The runs scored in a cricket match by 11 players is as follows: 6, 15, 120, 50, 100, 80, 10, 15, 8, 10, 15 Find the mean, mode and median of this data. Are the three same? Watch Free Video Solution on Doubtnut
11	**NCERT - CLASS 7 - CHAPTER 3 DATA HANDLING - EXERCISE 3.2 - Q 3** The weights (in kg.) of 15 students of a class are: 38, 42, 35, 37, 45, 50, 32, 43, 43, 40, 36, 38, 43, 38, 47 (i) Find the mode and median of this data. (ii) Is there more than one mode? Watch Free Video Solution on Doubtnut
	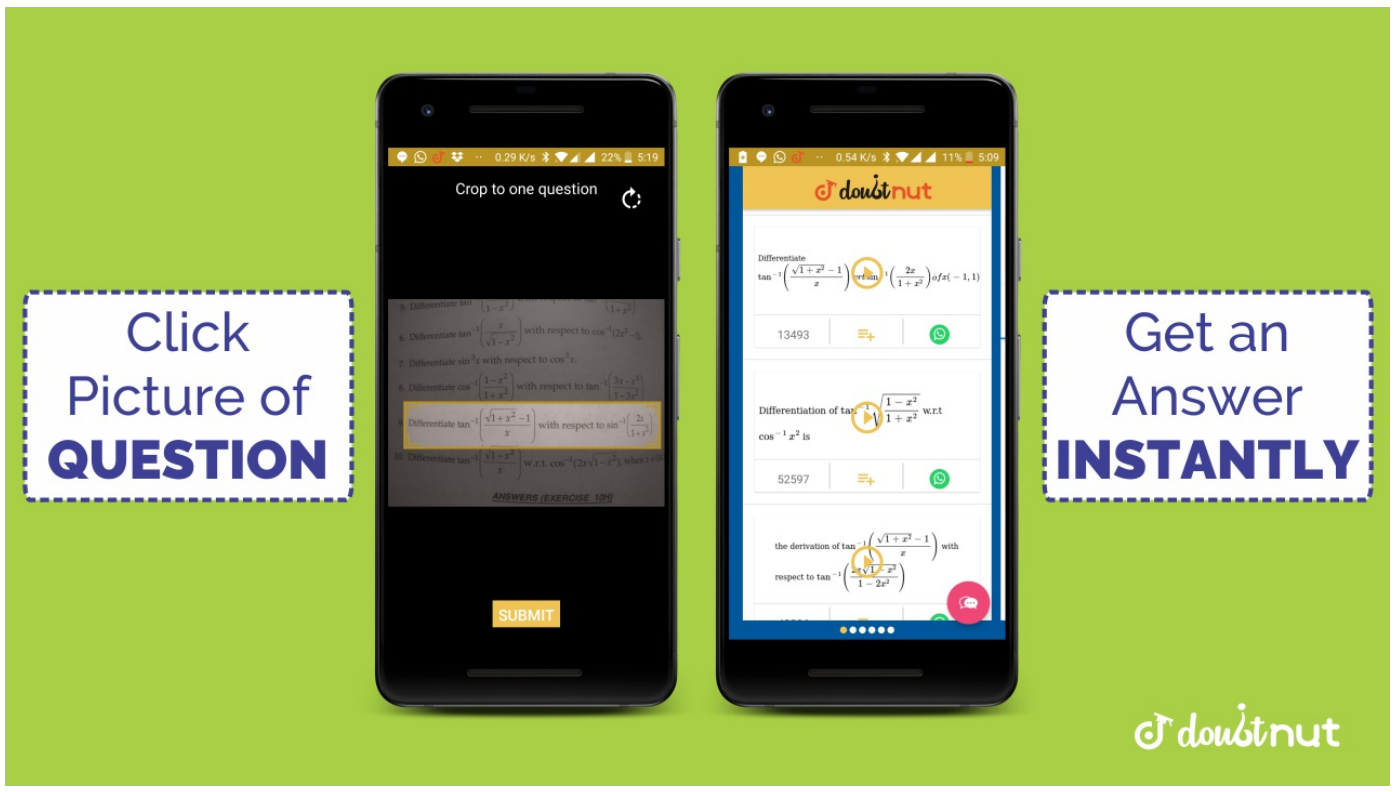 doubtnut पढ़ना हुआ आसान
12	**NCERT - CLASS 7 - CHAPTER 3 DATA HANDLING - EXERCISE 3.2 - Q 4** Find the mode and median of the data: 13, 16, 12, 14, 19, 12, 14, 13, 14 Watch Free Video Solution on Doubtnut

13	**NCERT - CLASS 7 - CHAPTER 3 DATA HANDLING - EXERCISE 3.2 - Q 5** Tell whether the statement is true or false: (i) The mode is always one of the numbers in a data. (ii) The mean can be one of the numbers in a data. (iii) The median is always one of the numbers in a data. (iv) A data always has a mode. (v) The data 6, 4, 3, 8, 9, 12, 13, 9 has mean 9. Watch Free Video Solution on Doubtnut
14	**NCERT - CLASS 7 - CHAPTER 3 DATA HANDLING - EXERCISE 3.3 - Q 1** Use the bar graph (Fig 3.3) to answer the following questions. (a) Which is the most popular pet? (b) How many children have dog as a pet? Watch Free Video Solution on Doubtnut
15	**NCERT - CLASS 7 - CHAPTER 3 DATA HANDLING - EXERCISE 3.3 - Q 2** Read the bar graph (Fig 3.4) and answer the questions that follow: Number of books sold by a bookstore during five consecutive years. (i) About how many books were sold in 1989? 1990? 1992? (ii) In which year were about 475 books sold? About 225 books sold? (iii) In which years were fewer than 250 books sold? (iv) Can you explain how you would estimate the number of books sold in 1989? Watch Free Video Solution on Doubtnut
16	**NCERT - CLASS 7 - CHAPTER 3 DATA HANDLING - EXERCISE 3.3 - Q 3** Number of children in six different classes are given below. Represent the data on a bar graph. (a) How would you choose a scale. (b) Answer the following questions: (i) Which class has the maximum number of children? And the minimum? (ii) Find the ratio of students of class sixth to the students of class eight. Watch Free Video Solution on Doubtnut
17	**NCERT - CLASS 7 - CHAPTER 3 DATA HANDLING - EXERCISE 3.4 - Q 1** Tell whether the following is certain to happen, impossible, can happen but not certain. (i) You are older today than yesterday. (ii) A tossed coin will land heads up. (iii) A die when tossed shall land up with 8 on top. (iv) The next traffic light seen will be green. (v) Tomorrow will be a cloudy day. Watch Free Video Solution on Doubtnut
doubtnut पढ़ना हुआ आसान	

18	**NCERT - CLASS 7 - CHAPTER 3 DATA HANDLING - EXERCISE 3.4 - Q 2** There are 6 marbles in a box with numbers from 1 to 6 marked on each of them. (i) What is the probability of drawing a marble with number 2? (ii) What is the probability of drawing a marble with number 5? Watch Free Video Solution on Doubtnut
19	**NCERT - CLASS 7 - CHAPTER 3 DATA HANDLING - EXERCISE 3.4 - Q 3** A coin is flipped to decide which team starts the game. What is the probability that your team will start? Watch Free Video Solution on Doubtnut
20	**NCERT - CLASS 7 - CHAPTER 3 DATA HANDLING - EXERCISE 3.4 - Q 4** A box contains pairs of socks of two colours (black and white). I have picked out a white sock. I pick out one more with my eyes closed. What is the probability that it will make a pair? Watch Free Video Solution on Doubtnut
21	**NCERT - CLASS 7 - CHAPTER 3 DATA HANDLING - SOLVED EXAMPLES - Q 1** Ashish studies for 4 hours, 5 hours and 3 hours respectively on three consecutive days. How many hours does he study daily on an average? Watch Free Video Solution on Doubtnut
22	**NCERT - CLASS 7 - CHAPTER 3 DATA HANDLING - SOLVED EXAMPLES - Q 2** A batsman scored the following number of runs in six innings: 36, 35, 50, 46, 60, 55 Calculate the mean runs scored by him in an inning. Watch Free Video Solution on Doubtnut
	NCERT - CLASS 7 - CHAPTER 3 DATA HANDLING - SOLVED EXAMPLES - Q 3

23	The ages in years of 10 teachers of a school are: 32, 41, 28, 54, 35, 26, 23, 33, 38, 40 (i) What is the age of the oldest teacher and that of the youngest teacher? (ii) What is the range of the ages of the teachers? (iii) What is the mean age of these teachers? Watch Free Video Solution on Doubtnut
doubtnut पढ़ना हुआ आसान	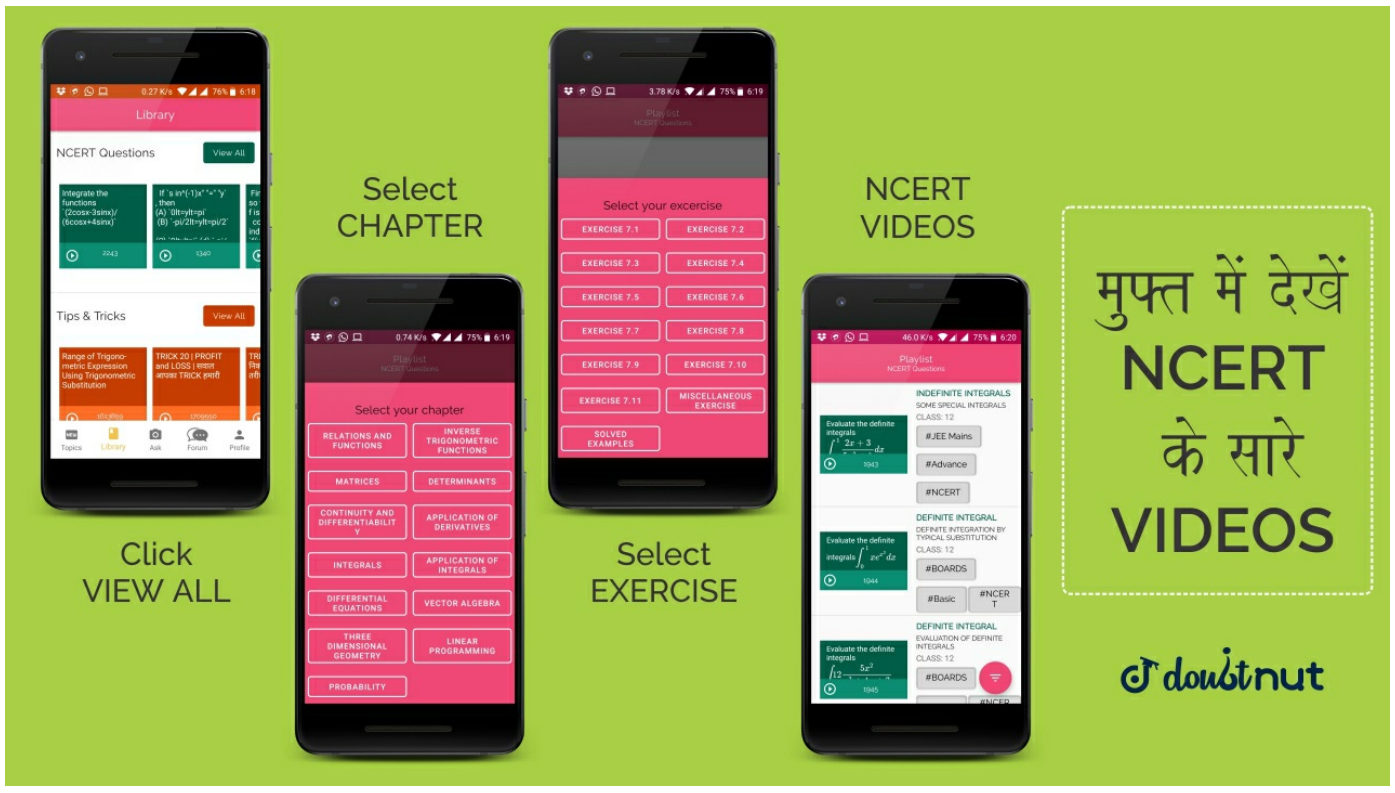
24	**NCERT - CLASS 7 - CHAPTER 3 DATA HANDLING - SOLVED EXAMPLES - Q 4** Find the mode of the given set of numbers: 1, 1, 2, 4, 3, 2, 1, 2, 2, 4 Watch Free Video Solution on Doubtnut
25	**NCERT - CLASS 7 - CHAPTER 3 DATA HANDLING - SOLVED EXAMPLES - Q 5** Following are the margins of victory in the football matches of a league. 1, 3, 2, 5, 1, 4, 6, 2, 5, 2, 2, 2, 4, 1, 2, 3, 1, 1, 2, 3, 2, 6, 4, 3, 2, 1, 1, 4, 2, 1, 5, 3, 3, 2, 3, 2, 4, 2, 1, 2 Watch Free Video Solution on Doubtnut
26	**NCERT - CLASS 7 - CHAPTER 3 DATA HANDLING - SOLVED EXAMPLES - Q 6** Find the mode of the numbers: 2, 2, 2, 3, 3, 4, 5, 5, 5, 6, 6, 8 Watch Free Video Solution on Doubtnut
	NCERT - CLASS 7 - CHAPTER 3 DATA HANDLING - SOLVED EXAMPLES - Q 7

27	Find the median of the data: 24, 36, 46, 17, 18, 25, 35 Watch Free Video Solution on Doubtnut
28	**NCERT - CLASS 7 - CHAPTER 3 DATA HANDLING - SOLVED EXAMPLES - Q 8** Two hundred students of 6th and 7th class were asked to name their favourite colour so as to decide upon what should be the colour of their School Building. The results are shown in the following table. Represent the given data on a bar graph. Watch Free Video Solution on Doubtnut
29	**NCERT - CLASS 7 - CHAPTER 3 DATA HANDLING - SOLVED EXAMPLES - Q 9** Following data gives total marks (out of 600) obtained by six children of a particular class. Represent the data on a bar graph. Watch Free Video Solution on Doubtnut
doubtnut पढ़ना हुआ आसान	
30	**NCERT - CLASS 7 - CHAPTER 3 DATA HANDLING - SOLVED EXAMPLES - Q 10** A mathematics teacher wants to see, whether the new technique of teaching she applied after quarterly test was effective or not. She takes the scores of the 5 weakest children in the quarterly test (out of 25) and in the half yearly test (out of 25): Watch Free Video Solution on Doubtnut
	Download Doubtnut to Ask Any Math Question By just a click Get A Video Solution For Free in Seconds Doubtnut Has More Than 1 Lakh Video Solutions Free Video Solutions of NCERT, RD Sharma, RS Aggarwal, Cengage (G.Tewani), Resonance DPP, Allen, Bansal, FIITJEE, Akash, Narayana, VidyaMandir Download Doubtnut Today
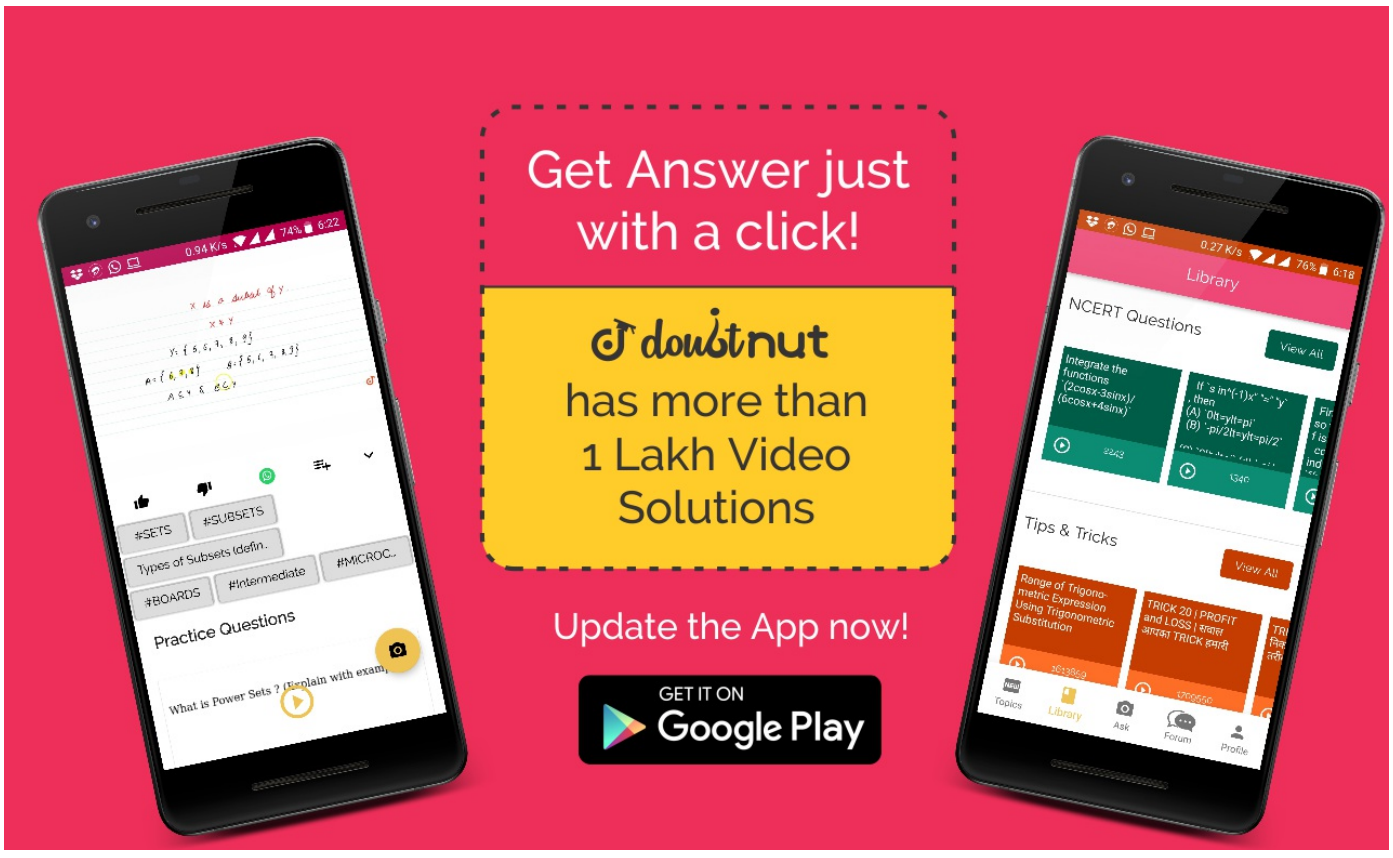
doubtnut
पढ़ना हुआ आसान